

# South Sudan

## MUAC Screening Report

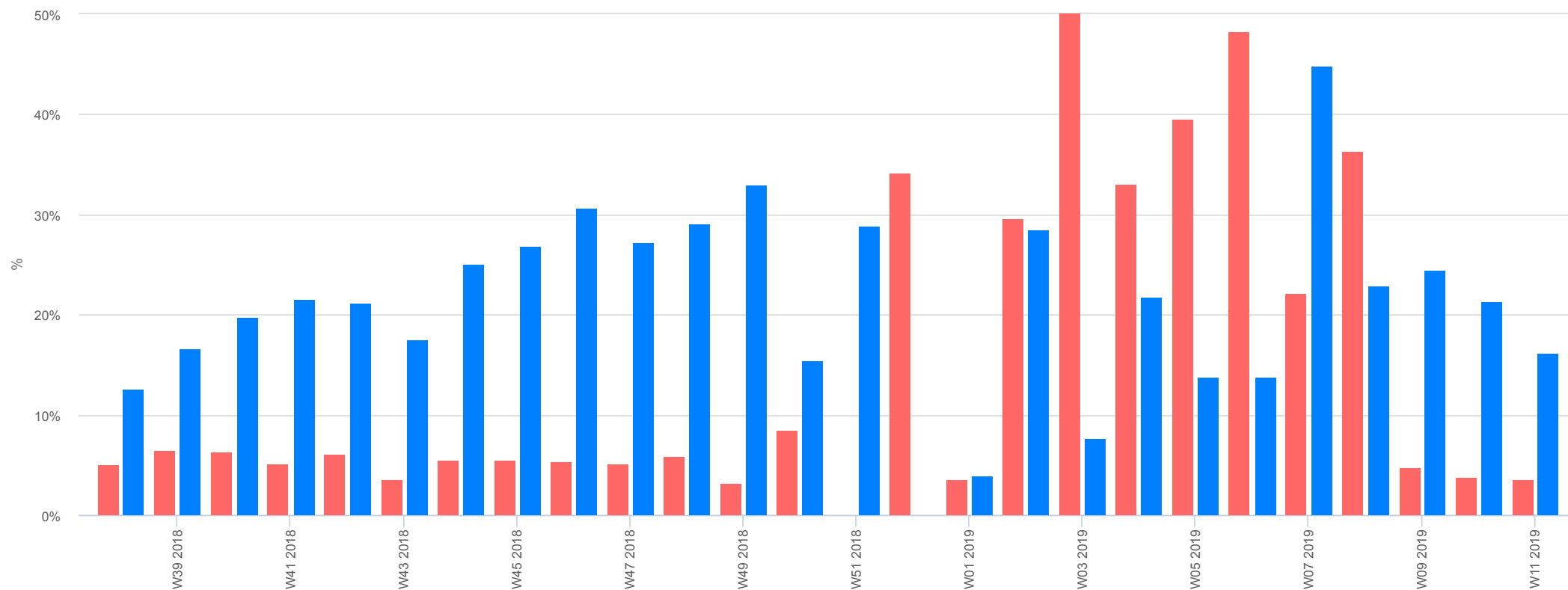
W11 2019 (Mar 11-Mar 17)

For more information, please contact:

Rebecca Alum  
Director of Nutrition  
Ministry of Health  
Republic of South Sudan  
Email: [alumwilliamg@gmail.com](mailto:alumwilliamg@gmail.com)

Marina Adrianopoli  
Technical Officer for Nutrition  
World Health Organization  
Republic of South Sudan  
Email: [madrianopoli@who.int](mailto:madrianopoli@who.int)

Figure 1a | Proportion of Health Facility MUAC Screenings Indicating SAM and GAM in children under five (2019)



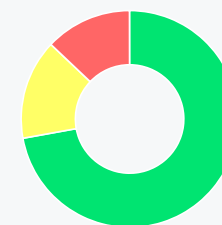
Graph legend

- GAM
- SAM

Key MUAC indicators (2019)

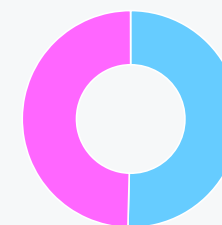
14,379 Number screened  
 16.2% GAM  
 3.6% SAM

Figure 1b | % status



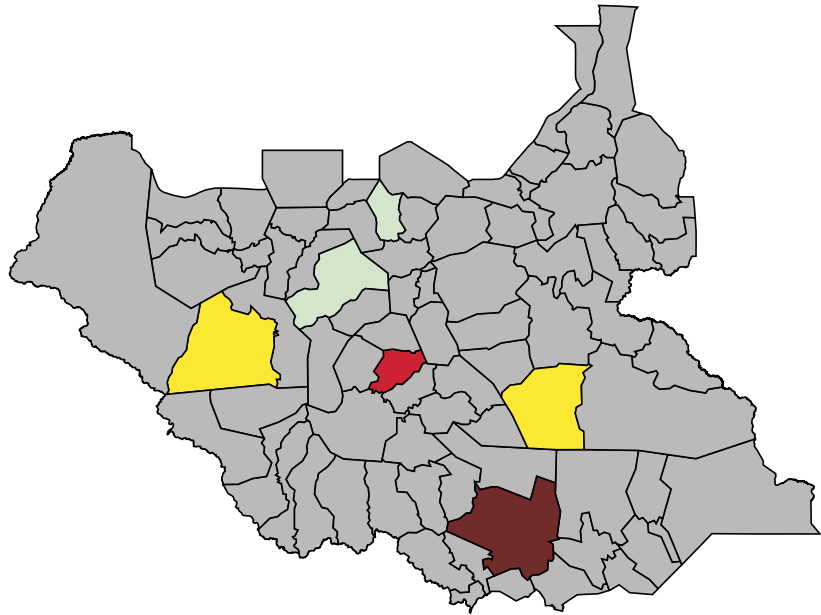
MUAC ≥ 125mm  
 MUAC ≥ 115mm < 125mm  
 MUAC < 115mm

Figure 1c | % sex



Male  
 Female

**Map 1** | Proportion of Health facility MUAC screening indicating GAM (acute malnutrition) in children under five (2019)



Proportion of Health facility MUAC screening indicating GAM in children under five



Hub	Week 11				2019			
	# HFs reporting	# of screenings	% Yellow	% Red	# HFs reporting	# of screenings	% Yellow	% Red
Aweil	0	0	0.0%	0.0%	0	0	0.0%	0.0%
Bentiu	0	0	0.0%	0.0%	2	5,990	2.7%	1.7%
Bor	0	0	0.0%	0.0%	8	390	9.0%	3.6%
Juba	1	450	16.7%	0.0%	11	3,333	31.8%	0.5%
Kwajok	0	0	0.0%	0.0%	1	96	3.1%	2.1%
Malakal	0	0	0.0%	0.0%	0	0	0.0%	0.0%
Rumbek	1	419	17.7%	8.1%	12	4,065	21.1%	42.3%
Torit	0	0	0.0%	0.0%	0	0	0.0%	0.0%
Wau	1	80	6.3%	0.0%	6	505	5.5%	0.8%
Yambio	0	0	0.0%	0.0%	0	0	0.0%	0.0%
<b>South Sudan</b>	<b>3</b>	<b>949</b>	<b>16.2%</b>	<b>3.6%</b>	<b>40</b>	<b>14,379</b>	<b>14.9%</b>	<b>12.9%</b>