



ADOLESCENT HEALTH IN ETHIOPIA

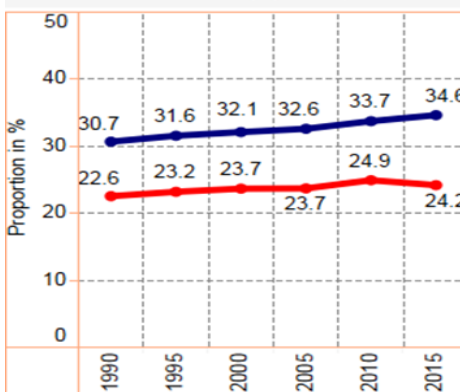


Country profile: An adolescent is a person between 10-19 years of age

Total surface area (million square km)	1.104
Total population (000's)	102,403
Population density (persons/ square km)	100
Urbanized population (%)	20
Adolescents population (000's)	24,772
Adolescent as % of total population	24
Young people (10-24 years) (000's)	34,429
Young people as % of total population	35
Annual average growth rate of population (%)	2
Crude birth rate (births/1,000 population)	32
Life expectancy at birth (years)	65
Median age in total population (years)	19



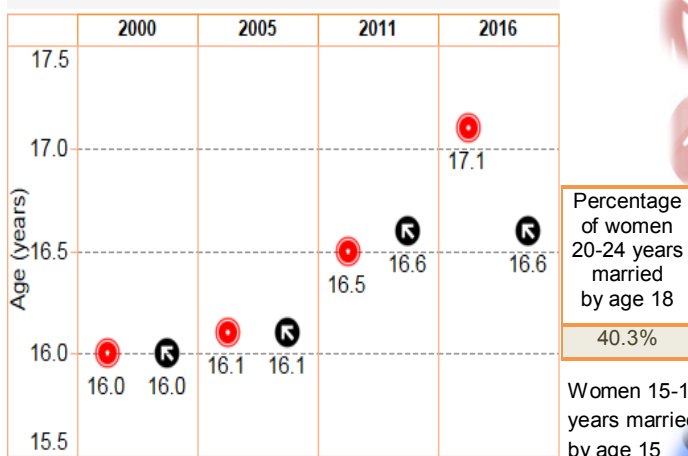
Trend in % of adolescent population, 1990-2015



- ✓ National standards for delivery of quality health services to adolescents
- ✓ National strategies for adolescent health
- ✓ Roadmaps for accelerating HIV prevention testing, treatment and care for adolescents
- ✗ No adolescent health interventions within the HPV vaccination
- ✗ No specific target group in national policies for injury prevention among adolescents

Early marriage

Trend in median age of women at first marriage/sex (years)



Percentage of women 20-24 years married by age 18
40.3%

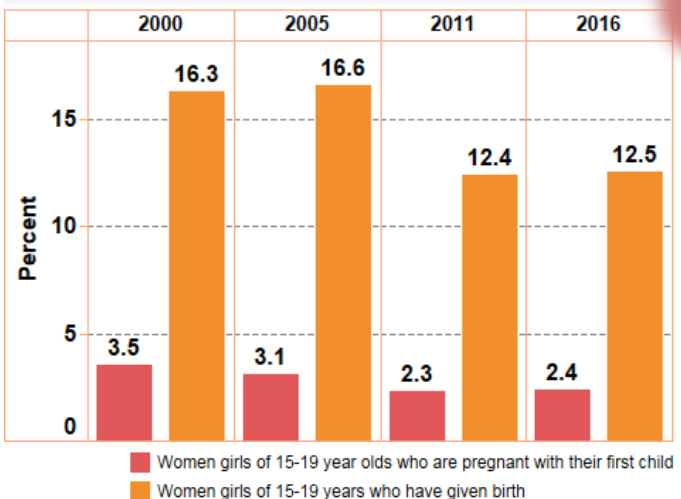
Women 15-19 years married by age 15
6%

- Median age at first marriage (years)
- Median age at first sexual intercourse (years)

Percentage of 15-19 year olds currently married or in union (%)	F	M
	17	1

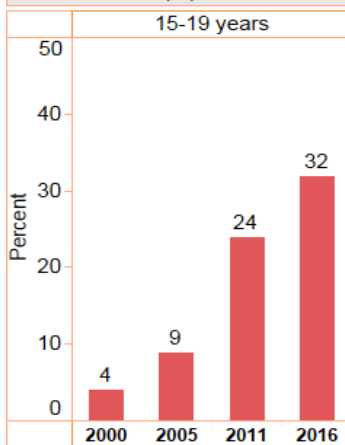
Pregnancy

Percentage of 15-19 year olds who have given birth/who are pregnant with their first child

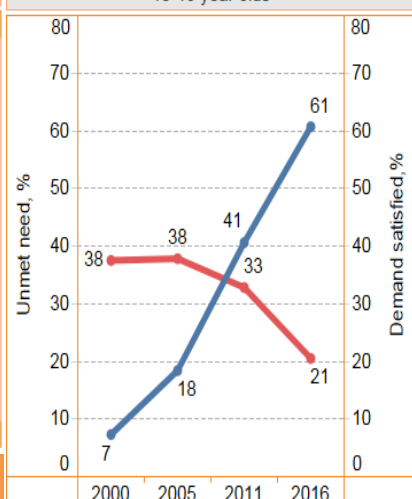


Contraception

Trend in contraceptive prevalence (%)



Unmet need vs Demand satisfied for contraception in 15-19 year olds



Health facilities with staff trained on adolescent SRH 3/10

HIV/STIs


	Comprehensive knowledge of HIV (%)			
	15-19 years		20-24 years	
	Female	Male	Female	Male
2005	20.6	...	19.9	33.0
2011	24.0	31.8	23.6	37.4
2016	24.0	37.6	24.6	41.1

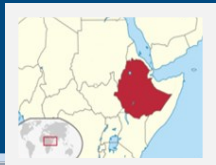
Prevalence (%) of HIV in 15-19 year olds



	Condom use among sexually active during premarital sex (%)			
	15-19 years		20-24 years	
	Female	Male	Female	Male
2000	25.1	28.0	22.2	31.6
2005	32.4	44.8	31.7	51.8
2011	45.5	60.9	30.9	71.3
2016	18.6	53.4	19.0	49.5

Prevalence (%) of STIs among 15-19 year olds





Adolescent Health in Ethiopia



Malnutrition

	Aged 15-19		Aged 20-24	
	Female	Male	Female	Male
Prevalence (%) of chronically malnourished (thin, BMI<18.5)	29.0	59.0	21.2	29.9
Prevalence (%) of overweight (BMI between 25.0-29.9)	3.2	0.6	4.4	0.7
Prevalence (%) iron deficiency anemia (Hgb<12.0 g/dl for non-pregnant women and Hgb<11.0 g/dl)	19.9	18.2	23.8	12.1

Substance use

	Age	Female	Male
Total alcohol consumption among 15-19 year olds (litres of pure alcohol)	15-19	6.8	12.6
Prevalence cigarette or any type of tobacco product use (%)	15-19	0.0	0.4
	20-24	1.0	2.6
Prevalence chewing chat (%)	15-19	7.4	13.8
	20-24	10.0	23.8



Violence



Injuries and traffic accidents

Adolescent household members injured and unable to carry out normal daily activities of >6 months (%)	6.9
Adolescent household members injured or killed in accidental fall (%)	...
Adolescent household members injured or killed in road traffic accident (%)	...



Sexual and gender-based violence

% of married women who have ever experienced physical, sexual or emotional violence committed by their husband or partner	aged 15-19	33.4
	aged 20-24	32.3
Percentage of victims women of female genital mutilation (%)	aged 15-19	47.1
	aged 20-24	58.6

Mental health

Prevalence of childhood mental illness (%)	12-25
Prevalence of mental health related to alcohol, substance use, schizophrenia, seizure disorder and bipolar disorder (%)	0.5-1.5



Immunization

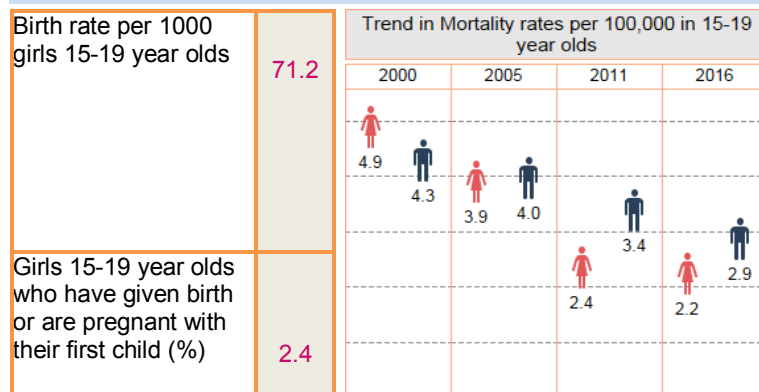
Proportion of adolescent girls vaccinated for HPV to <50



Socioeconomic determinants of health

	Female	Male
Literacy rate among 15-19 year olds (%)	47.3	67.6
Percent 15-19 years currently employed (%)	45.2	50.3
Information media use at least once/week among adolescents (%)	62.2	72.5
Social security health insurance among 15-19 year olds (%)	0.5	0.1

The state of adolescent health



Leading causes of girls' death

Rank, cause name, number of deaths and death rate, age 10-19

Rank	Cause name	Number of deaths	Death rate/100, 000 pop
1	Diarrhoeal diseases	2,091	17.0
2	Meningitis	1,999	16.3
3	Lower respiratory infections	1,800	14.7
4	HIV/AIDS	1,437	11.7
5	Maternal conditions	1,063	8.7

Leading causes of boys' death

Rank, cause name, number of deaths and death rate, age 10-19

Rank	Cause name	Number of deaths	Death rate/100, 000 pop
1	Diarrhoeal diseases	2,423	19.4
2	Road injury	2,386	19.1
3	Meningitis	2,010	16.1
4	Lower respiratory infections	1,831	14.6
5	HIV/AIDS	1,501	12.0