

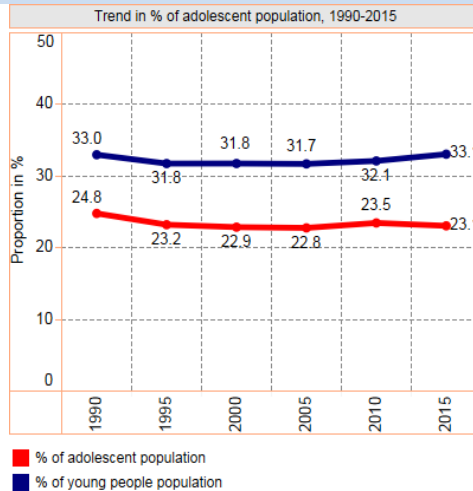


# ADOLESCENT HEALTH IN MOZAMBIQUE



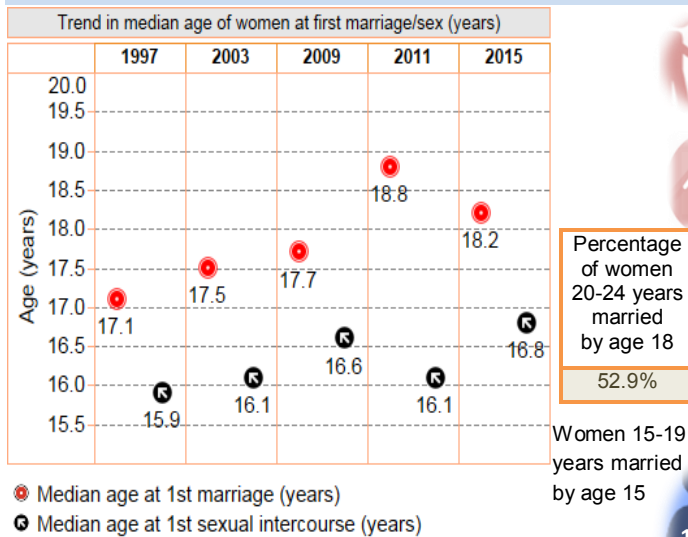
## Country profile: An adolescent is a person between 10-19 years of age

Total surface area (million square km)	0.799
Total population (000's)	28,829
Population density (persons/ square km)	36
Urbanized population (%)	33
Adolescents population (000's)	6,649
Adolescent as % of total population	23
Young people (10-24 years) (000's)	9,251
Young people as % of total population	33
Annual average growth rate of population (%)	2.7
Crude birth rate (births/1,000 population)	39
Life expectancy at birth (years)	58
Median age in total population (years)	17



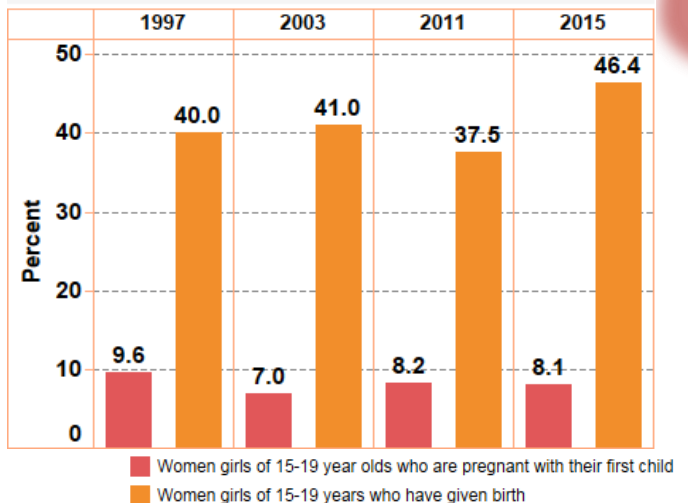
- ✓ National standards for delivery of quality health services to adolescents
- ✓ National strategies for adolescent health
- ✗ No roadmaps for accelerating HIV prevention testing, treatment and care for adolescents
- ✗ No adolescent health interventions within the HPV vaccination
- ✓ Specific target group in national policies for injury prevention among adolescents

## Early marriage

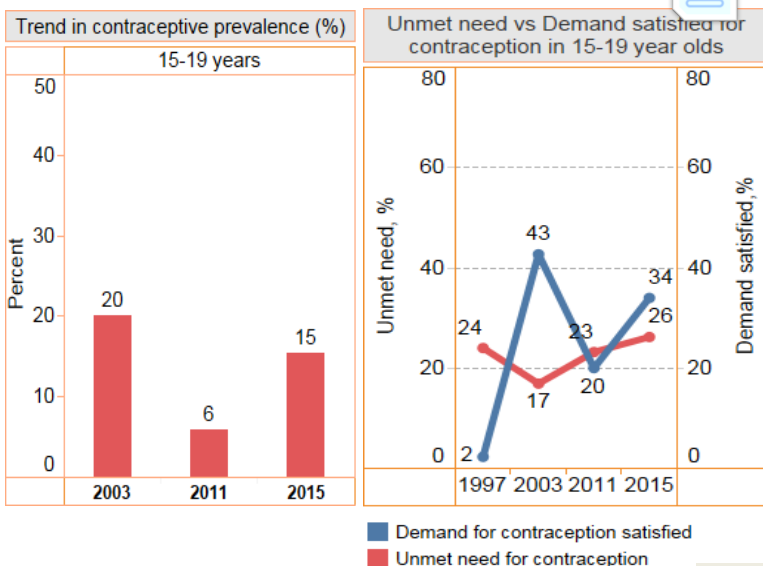


## Pregnancy

Percentage of 15-19 year olds who have given birth/who are pregnant with their first child



## Contraception




## HIV/STIs

	Comprehensive knowledge of HIV (%)				Prevalence (%) of HIV in 15-19 year olds
	15-19 years		20-24 years		
	Female	Male	Female	Male	
2009	36.5	30.8	35.0	37.5	6.5
2011	27.4	48.5	33.7	56.5	1.5
2015	27.7	28.0	34.1	32.9	6

	Condom use among sexually active during premarital sex (%)				Prevalence (%) of STIs among 15-19 year olds
	15-19 years		20-24 years		
	Female	Male	Female	Male	
2009	44.5	37.1	46.7	56.1	6
2011	43.7	41.1	49.6	54.1	
2015	52.3	40.4	61.6	58.0	



Data source: 1997-2015 DHS; UNICEF-SOWC 2017; UN DESA, Population Division, WPP 2017; The joint mission from UNICEF and WHO Africa Regional Office June 2017; <http://aidsinfo.unaids.org/#>; WHO-Global health observatory 2018; The World Bank 2018; WHO Global health estimates 2015, Geneva 2016.

For further information: Child and Adolescent Health & Nutrition Programme ([afgrfrcan@who.int](mailto:afgrfrcan@who.int)) Family & Reproductive Health (FRH) cluster



# ADOLESCENT HEALTH IN MOZAMBIQUE



## Malnutrition

	Aged 15-19		Aged 20-24	
	Female	Male	Female	Male
Prevalence (%) of chronically malnourished (thin, BMI<18.5)	14.5	...	6.4	...
Prevalence (%) of overweight (BMI between 25.0-29.9)	6.2	...	9.2	...
Prevalence (%) iron deficiency anemia (Hgb<12.0 g/dl for non-pregnant women and Hgb<11.0 g/dl for pregnant women)	54.9	...	53.3	...

## Substance use

	Age	Female	Male
Total alcohol consumption among 15-19 year olds (litres of pure alcohol)	15-19	3.2	5.4
Prevalence cigarette or any type of tobacco product use (%)	15-19	0.3	4.3
	20-24	0.9	17.0
Prevalence chewing chat (%)	15-19	...	...
	20-24	...	...



## Violence



Percentage of married adolescents who agree that husband is justified



24%

20%

### Sexual and gender-based violence

% of married women who have ever experienced physical, sexual or emotional violence committed by their husband or partner	aged 15-19	14.7
	aged 20-24	21.4
Percentage of victims women of female genital mutilation (%)	aged 15-19	N/A
	aged 20-24	N/A

## Injuries and traffic accidents

Adolescent household members injured and unable to carry out normal daily activities of >6 months (%)	...
Adolescent household members injured or killed in accidental fall (%)	...
Adolescent household members injured or killed in road traffic accident (%)	...



## Mental health

Prevalence of childhood mental illness (%)	...
Prevalence of mental health related to alcohol, substance use, schizophrenia, seizure disorder and bipolar disorder (%)	...



## Immunization

Proportion of adolescent girls vaccinated for HPV to prevent cervical cancer (%)	...
--	-----



## Socioeconomic determinants of health

	Female	Male
Literacy rate among 15-19 year olds (%)	58.3	78.3
Percent 15-19 years currently employed (%)	21.1	39.3
Information media use at least once/week among adolescents (%)	56.6	73.1
Social security health insurance among 15-19 year olds (%)	...	...

## The state of adolescent health

Birth rate per 1000 girls 15-19 year olds	167	Trend in Mortality rates per 100,000 in 15-19 year olds		
		1997	2003	2011
Girls 15-19 year olds who have given birth or are pregnant with their first child (%)	8.1	7.6		
		4.8	3.7	2.9
		2.4	2.9	

## Leading causes of girls' death

Rank, cause name, number of deaths and death rate, age 10-19

Rank	Cause name	Number of deaths	Death rate/100, 000 pop
1	HIV/AIDS	1,096	32.9
2	Lower respiratory infections	811	24.4
3	Diarrhoeal diseases	741	22.3
4	Meningitis	531	16.0
5	Maternal conditions	446	13.4

## Leading causes of boys' death

Rank, cause name, number of deaths and death rate, age 10-19

Rank	Cause name	Number of deaths	Death rate/100, 000 pop
1	HIV/AIDS	999	30.1
2	Diarrhoeal diseases	894	26.9
3	Road injury	648	19.5
4	Lower respiratory infections	585	17.6
5	Meningitis	474	14.3