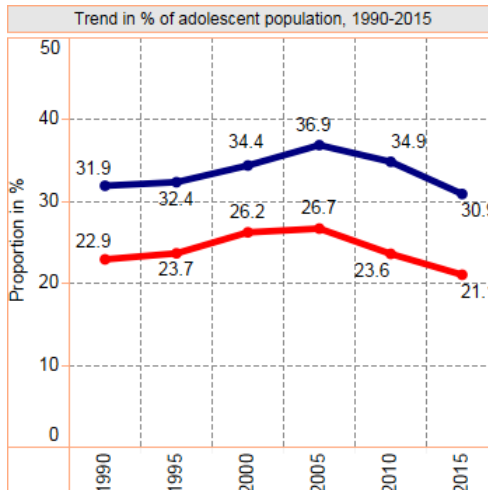


ADOLESCENT HEALTH IN CABO VERDE 2018



Country profile: An adolescent is a person between 10-19 years of age

Total surface area (million square km)	0.004
Total population (000's)	539.6
Population density (persons/ square km)	132
Urbanized population (%)	66
Adolescent population (000's)	113.7
Adolescent as % of total population	21
Young people (10-24 years) (000's)	161
Young people as % of total population	31
Annual average growth rate of population (%)	1.2
Crude birth rate (births/1,000 population)	21
Life expectancy at birth (years)	73
Median age in total population (years)	24
Birth rate per 1000 girls 15-19 year olds	90



✓ National standards for delivery of quality health services to adolescents

✓ National strategies for adolescent health


✗ No Roadmaps for accelerating HIV prevention testing, treatment and care for adolescents

✗ No Adolescent health interventions within the HPV vaccination

✗ No Specific target group in national policies for injury prevention among adolescents

Early marriage

Trend in median age of women at first marriage/sex (years)



Percentage of women 20-24 years married by age 18

...


Women 15-19 years married by age 15



Percentage of 15-19 year olds currently married or in union (%)	F	M
	8.1	2.0

Pregnancy



Percentage of 15-19 year olds who have given birth/who are pregnant with their first child



Contraception

Trend in contraceptive prevalence (%)

Unmet need vs Demand satisfied for contraception in 15-19 year olds




HIV/STIs

Comprehensive knowledge of HIV (%)




Prevalence (%) of HIV in 15-19 year olds



Condom use among sexually active during premarital sex (%)



Prevalence (%) of STIs among 15-19 year



ADOLESCENT HEALTH IN CABO VERDE 2018



Malnutrition

	Aged 15-19		Aged 20-24	
	Female	Male	Female	Male
...				

Substance use

	Age	Female	Male
		15-19	2.7
Prevalence cigarette or any type of tobacco product use (%)	15-19
	20-24
Prevalence chewing chat (%)	15-19
	20-24



Violence



Percentage of married adolescents who agree that husband is justified



...

Sexual and gender-based violence

% of married women who have ever experienced physical, sexual or emotional violence committed by their husband or partner	aged 15-19	...
	aged 20-24	...
Percentage of victims women of female genital mutilation (%)	aged 15-19	N/A
	aged 20-24	N/A

Injuries and traffic accidents

Adolescent household members injured and unable to carry out normal daily activities of >6 months (%)	...
Adolescent household members injured or killed in accidental fall (%)	...
Adolescent household members injured or killed in road traffic accident (%)	...



Mental health

	Female	Male
	Prevalence of childhood mental illness among 15-19 year olds (%)	...
Felt seriously worthless/hopeless or wishes to be dead among 15-19 year olds (%)



Immunization

Proportion of adolescent girls vaccinated for HPV to prevent cervical cancer (%)	...
--	-----




Socioeconomic determinants of health

	Female	Male
Literacy rate among 15-19 year olds (%)
Percent 15-19 years currently employed (%)
Information media use at least once/week among adolescents (%)	87.5	88.0
Social security health insurance among 15-19 year olds (%)

Adolescent mortality

Trend in Mortality rates per 100,000 in 15-19 year olds



Leading causes of girls' death

Rank, cause name, number of deaths and death rate, age 10-19

Rank	Cause name	Number of deaths	Death rate/100,000 pop
1	Road injury	5	9.0
2	Lower respiratory infections	1	1.8
3	Interpersonal violence	1	1.5
4	HIV/AIDS	1	1.3
5	Maternal conditions	1	1.3

Leading causes of boys' death

Rank, cause name, number of deaths and death rate, age 10-19

Rank	Cause name	Number of deaths	Death rate/100,000 pop
1	Road injury	9	16.3
2	Interpersonal violence	4	6.4
3	Drowning	2	3.8
4	HIV/AIDS	1	2.5
5	Self-harm	1	2.5