



# ADOLESCENT HEALTH IN NIGER

## 2018

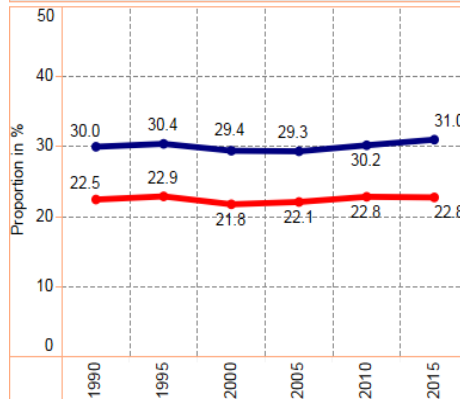


### Country profile: An adolescent is a person between 10-19 years of age

Total surface area (million square km)	1.267
Total population (000's)	20,673
Population density (persons/ square km)	15.7
Urbanized population (%)	19
Adolescents population (000's)	4,704
Adolescent as % of total population	23
Young people (10-24 years) (000's)	6,170
Young people as % of total population	31
Annual average growth rate of population (%)	3.7
Crude birth rate (births/1,000 population)	48
Life expectancy at birth (years)	60
Median age in total population (years)	15
Birth rate per 1000 girls 15-19 year olds	206



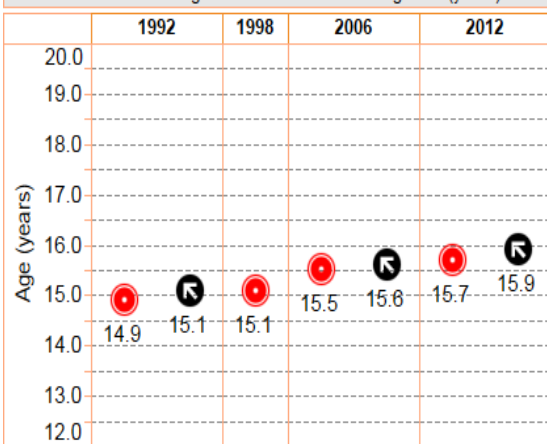
Trend in % of adolescent population, 1990-2015



- ✓ National standards for delivery of quality health services to adolescents
- ✓ National strategies for adolescent health
- ✗ No roadmaps for accelerating HIV prevention testing, treatment and care for adolescents
- ✓ Adolescent health interventions within the HPV vaccination
- ✓ Specific target group in national policies for injury prevention among adolescents

### Early marriage

Trend in median age of women at first marriage/sex (years)



Percentage of women 20-24 years married by age 18  
76.3%

Women 15-19 years married by age 15  
24%

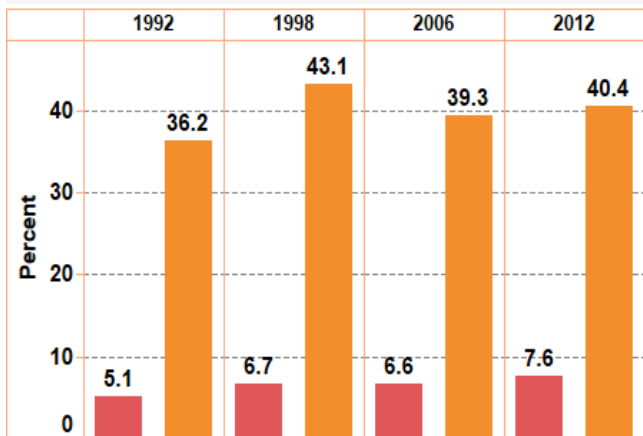
- Median age at 1st marriage (years)
- Median age at 1st sexual intercourse (years)

Percentage of 15-19 year olds currently married or in union (%)

	F	M
Percentage of 15-19 year olds currently married or in union (%)	61	3

### Pregnancy

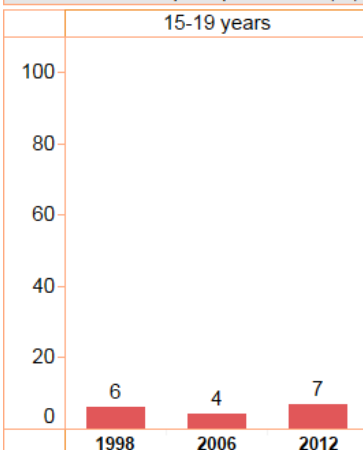
Percentage of 15-19 year olds who have given birth/who are pregnant with their first child



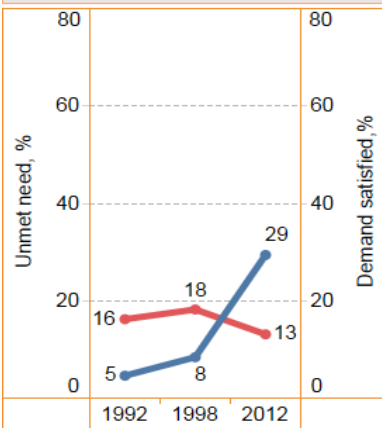
- Women girls of 15-19 year olds who are pregnant with their first child
- Women girls of 15-19 years who have given birth

### Contraception

Trend in contraceptive prevalence (%)




Unmet need vs Demand satisfied for contraception in 15-19 year olds



### HIV/STIs


	Comprehensive knowledge of HIV (%)			
	15-19 years		20-24 years	
	Female	Male	Female	Male
2006	12.3	14.4	14.5	17.6
2012	11.2	20.3	14.7	32.6

Prevalence (%) of HIV in 15-19 year olds



	Condom use among sexually active during premarital sex (%)			
	15-19 years		20-24 years	
	Female	Male	Female	Male
1998	...	19.1	9.6	49.0
2006	...	32.7	...	43.3
2012	...	...	...	68.7

Prevalence (%) of STIs among 15-19 year





# ADOLESCENT HEALTH IN NIGER

## 2018



### Malnutrition

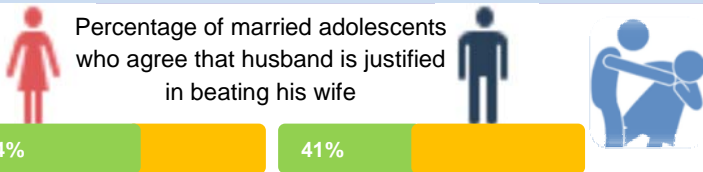
	Aged 15-19		Aged 20-24	
	Female	Male	Female	Male
Prevalence (%) of chronically malnourished (thin, BMI<18.5)	30.5		15.5	
Prevalence (%) of overweight (BMI between 25.0-29.9)	3.8		9.0	
Prevalence (%) iron deficiency anemia (Hgb<12.0 g/dl for non-pregnant women and Hgb<11.0 g/dl for pregnant women)	46.0	42.8	44.4	21.0

### Substance use

	Age	Female	Male
Total alcohol consumption among 15-19 year olds (litres of pure alcohol)	15-19	1.1	5.6
	15-19	...	...
Prevalence cigarette or any type of tobacco product use (%)	20-24	1.2	17.8
	15-19	...	...
Prevalence chewing chat (%)	20-24	...	...
	15-19	...	...



### Violence



#### Sexual and gender-based violence

% of married women who have ever experienced physical, sexual or emotional violence committed by their husband or partner	aged 15-19	...
	aged 20-24	...
Percentage of victims women of female genital mutilation (%)	aged 15-19	1.4
	aged 20-24	2.1

### Injuries and traffic accidents

Adolescent household members injured and unable to carry out normal daily activities of >6 months (%)	...
Adolescent household members injured or killed in accidental fall (%)	...
Adolescent household members injured or killed in road traffic accident (%)	...



### Mental health

	Female	Male
Prevalence of childhood mental illness among 15-19 year olds (%)	...	...
Felt seriously worthless/hopeless or wishes to be dead among 15-19 year olds (%)	...	...



### Immunization

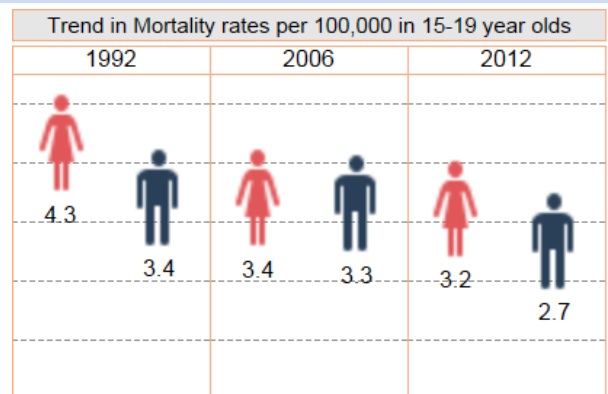
Proportion of adolescent girls vaccinated for HPV to prevent cervical cancer (%)	...
--	-----



### Socioeconomic determinants of health

	Female	Male
Literacy rate among 15-19 year olds (%)	26.9	50.2
Percent 15-19 years currently employed (%)	15.4	58.2
Information media use at least once/week among adolescents (%)	43.9	34.6
Social security health insurance among 15-19 year olds (%)	0.2	0.0

### Adolescent Mortality



### Leading causes of girls' death

Rank, cause name, number of deaths and death rate, age 10-19

Rank	Cause name	Number of deaths	Death rate/100, 000 pop
1	Maternal conditions	441	18.9
2	Meningitis	376	16.1
3	Diarrhoeal diseases	374	16.0
4	Lower respiratory infections	312	13.4
5	Road injury	248	10.6

### Leading causes of boys' death

Rank, cause name, number of deaths and death rate, age 10-19

Rank	Cause name	Number of deaths	Death rate/100, 000 pop
1	Road injury	565	23.9
2	Meningitis	264	11.2
3	Diarrhoeal diseases	256	10.8
4	Interpersonal violence	227	9.6
5	Lower respiratory infections	211	8.9