



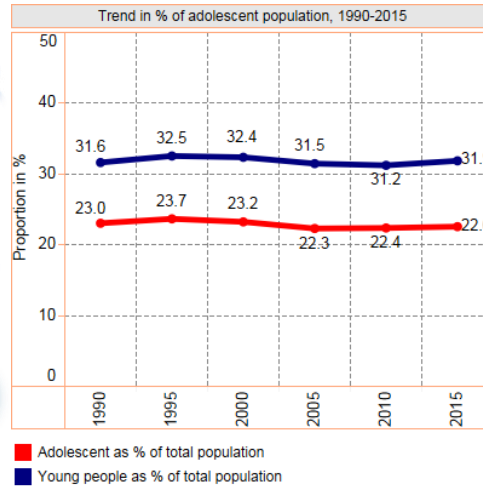
ADOLESCENT HEALTH IN LIBERIA

2018



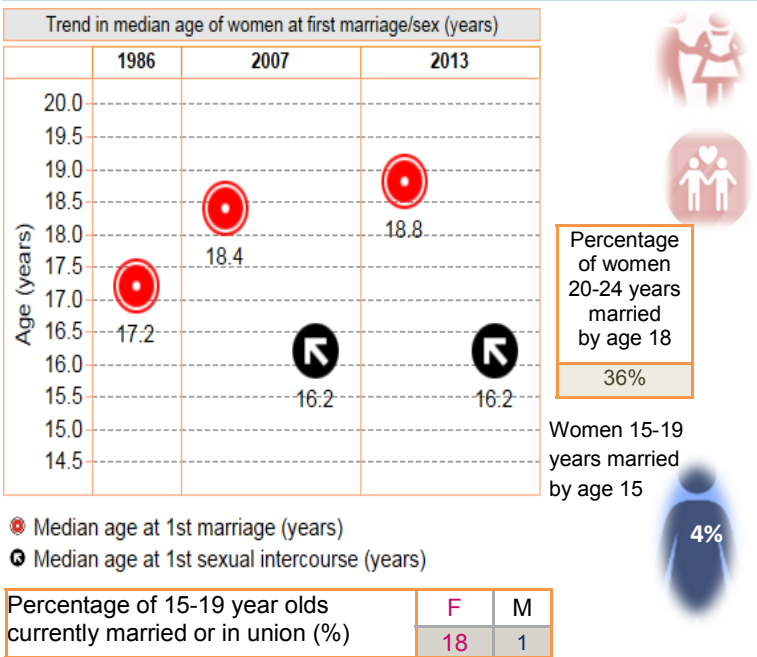
Country profile: An adolescent is a person between 10-19 years of age

Total surface area (million sq. km)	0.111
Total population (000's)	4,613.823
Population density (persons/sq km)	46.715
Urbanized population (%)	50.100
Adolescent population (000's)	1,041.135
Adolescent as % of total population	22.566
Young people (10-24 years) (000's)	1,434.600
Young people as % of total population	31.865
Annual average growth rate of population (%)	2.443
Crude birth rate (births per 1,000 population)	34.318
Life expectancy at birth (years)	62.505
Median age of the total population (years)	18.602
Birth rate per 1000 girls 15-19 years olds	147.000

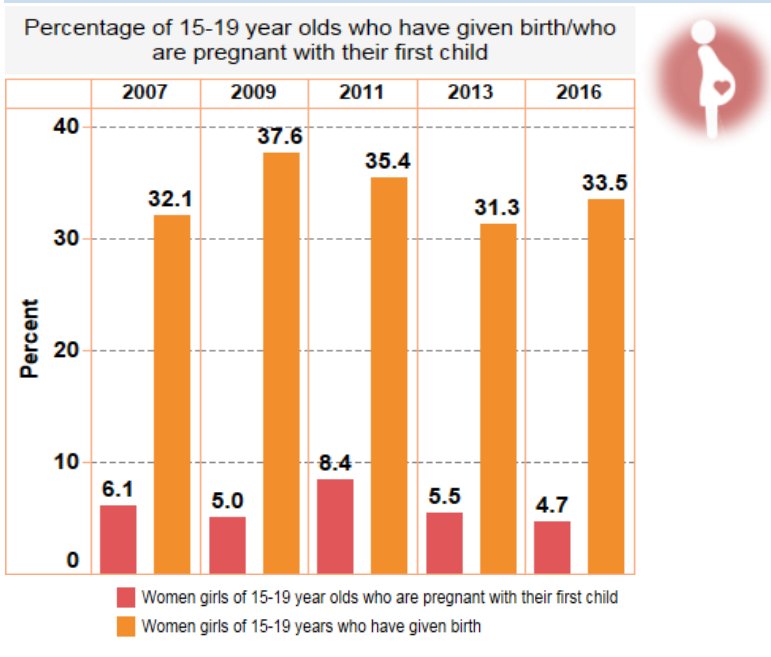


- ✗ No National standards for delivery of quality health services to adolescents
- ✓ National strategies for adolescent health
- ✗ No Roadmaps for accelerating HIV prevention testing, treatment and care for adolescents
- ✗ No Adolescent health interventions within the HPV
- ✓ Specific target group in national policies for injury prevention among adolescents

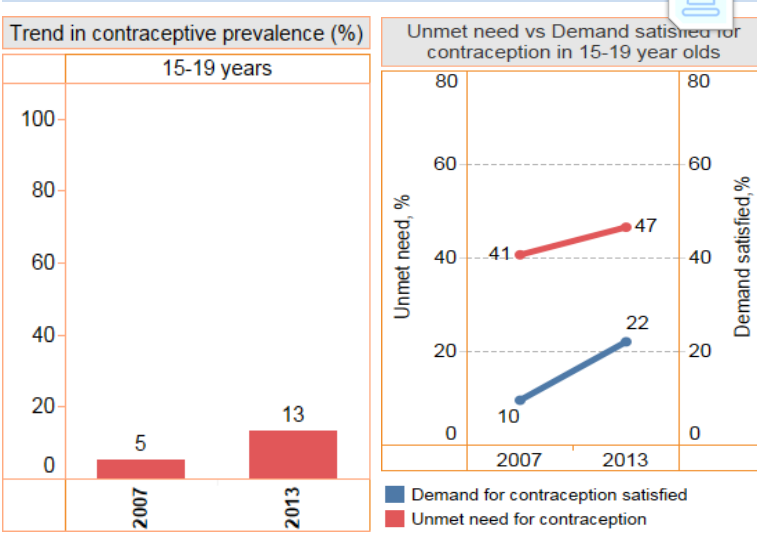
Early marriage



Pregnancy



Contraception



HIV/STIs

Comprehensive knowledge of HIV

	Comprehensive knowledge of HIV			
	15-19 years		20-24 years	
	F	M	F	M
2007	18.1	20.9	22.8	34.2
2013	34.6	19.0	37.1	40.6

Prevalence (%) of HIV in 15-19 year olds: 0.2 (F), 1.0 (M)

Condom use among sexually active during premarital sex (%)

	Condom use among sexually active during premarital sex (%)			
	15-19 years		20-24 years	
	F	M	F	M
2007	12.7	15.6	15.6	25.1
2013	23.6	36.6	20.2	51.3

Prevalence (%) of STIs among 15-19 year olds: 14

Data source: 1986-2013 DHS; UNICEF-SOWC 2017; UN DESA, Population Division, WPP 2017; The joint mission from UNICEF and WHO Africa Regional Office June 2017: <http://aidsinfo.unaids.org/#>; WHO, Global health observatory 2018; The World Bank 2018; WHO Global health estimates 2015, Geneva 2016.

For further information: Child and Adolescent Health & Nutrition Programme (afrgofrcan@who.int) Family & Reproductive Health (FRH) cluster





ADOLESCENT HEALTH IN LIBERIA 2018



Malnutrition

		15-19 years		20-24 years	
		F	M	F	M
Percentage of AY who are thin according to BMI (<18.5)	2007	17.9		10.2	
	2011	100.0		100.0	
	2013	15.0		5.7	
Prevalence (%) of overweight (BMI between 25.0-29.9)	2007	7.4		11.5	
	2011				
	2013	6.8		13.6	

Substance use

			F	M
Total alcohol consumption among 15-19 year olds (litres of pure alcohol)	15-19 years	2010	2.3	6.2
		2007	0.4	1.1
	2013	0.2	0.7	
Prevalence cigarette or any other tobacco product use (%)	20-24 years	2007	1.0	6.1
		2013	0.3	2.2

Violence



Percentage of married adolescents who agree that husband is justified in beating his wife



48%

49%

			F
Percentage of married women AY who have ever experienced physical or sexual or emotional violence committed by their husband or partner	15-19 years	2007	46.1
	20-24 years	2007	55.8
Prevalence of femal genital mutilation/cutting among AY women	15-19 years	2007	
	20-24 years	2007	

Injuries and traffic accidents

Adolescent household members injured and unable to carry out normal daily activities of >6 months (%)	...
Adolescent household members injured or killed in accidental fall (%)	...
Adolescent household members injured or killed in road traffic accident (%)	...



Mental health

	Female	Male
Prevalence of childhood mental illness among 15-19 year olds (%)
Felt seriously worthless/hopeless or wishes to be dead among 15-19 year olds (%)



Immunization

Proportion of adolescent girls vaccinated for HPV to prevent cervical cancer (%)	...
--	-----



Socioeconomic determinants of health

		F	M
Percentage of 15-19 years literate (%)	2013	68.5	74.6
	2016	69.8	
Percentage of 15-19 year olds currently employed (%)	2013	30.5	27.5
	2016		
Information media use at least once/week among adolescents (%)	2016	47.3	58.6
	2013	0.6	0.4

Adolescent Mortality

Trend in Mortality rates per 100,000 in 15-19 year olds

2007



5.3



3.8

Leading causes of girls' death

Rank, cause name, number of deaths and death rate, age 10-19

Rank	Cause name	Number of deaths	Death rate/100, 000 pop
1	Maternal conditions	118	23.0
2	Meningitis	82	16.0
3	Lower respiratory infections	79	15.4
4	Diarrhoeal diseases	64	12.6
5	Road injury	57	11.2

Leading causes of boys' death

Rank, cause name, number of deaths and death rate, age 10-19

Rank	Cause name	Number of deaths	Death rate/100, 000 pop
1	Road injury	131	24.7
2	Meningitis	84	15.8
3	Diarrhoeal diseases	77	14.6
4	Lower respiratory infections	68	12.9
5	HIV/AIDS	51	9.6