



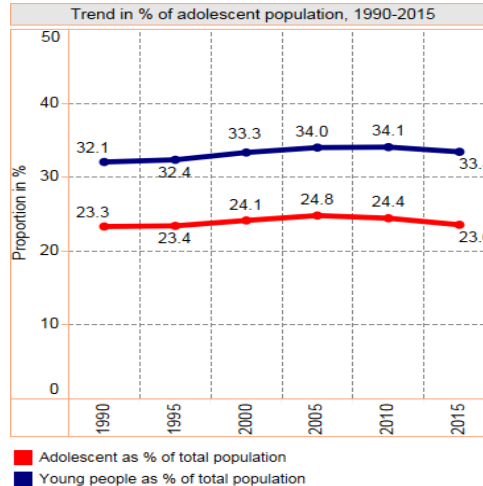
# ADOLESCENT HEALTH IN MALAWI

## 2018



### Country profile: An adolescent is a person between 10-19 years of age

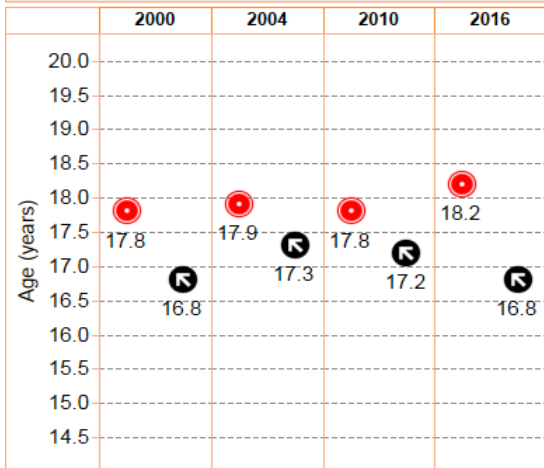
Total surface area (million square km)	0.1185
Total population (000's)	18,092
Population density (persons/ square km)	186.4
Urbanized population (%)	16.5
Adolescent population (000's)	4,262
Adolescent as % of total population	23.6
Young people (10-24 years) (000's)	5,755
Young people as % of total population	33.4
Annual average growth rate of population (%)	2.7
Crude birth rate (births/1,000 population)	36.7
Life expectancy at birth (years)	63.2
Median age in total population (years)	17.4
Birth rate per 1000 girls 15-19 years olds	143



- ✓ National standards for delivery of quality health services to adolescents
- ✓ National strategies for adolescent health
- ✓ Roadmaps for accelerating HIV prevention testing, treatment and care for adolescents
- ✓ Adolescent health interventions within the HPV vaccination
- ✓ Specific target group in national policies for injury prevention among adolescents

### Early marriage

Trend in median age of women at first marriage/sex (years)



Percentage of women 20-24 years married by age 18  
42%

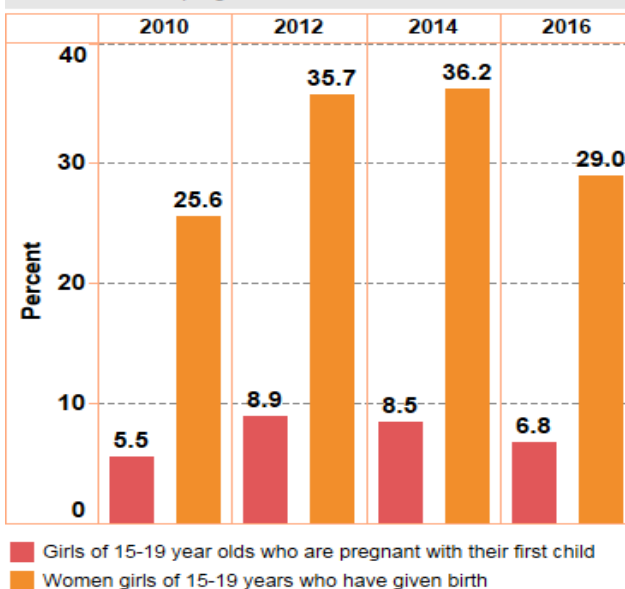
Women 15-19 years married by age 15  
4%

- Median age at 1st marriage (years)
- Median age at 1st sexual intercourse (years)

Percentage of 15-19 year olds currently married or in union (%)	F	M
	24	3

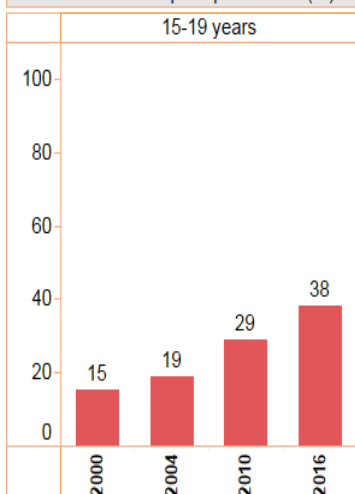
### Pregnancy

Percentage of 15-19 year olds who have given birth/who are pregnant with their first child

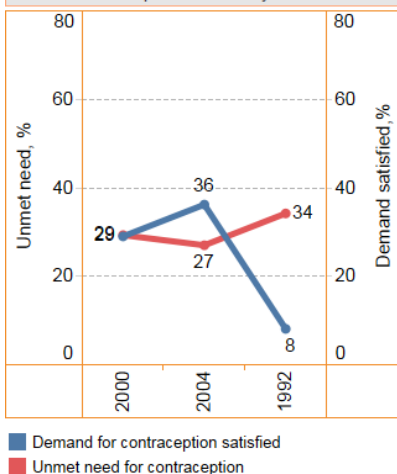


### Contraception

Trend in contraceptive prevalence (%)



Unmet need vs Demand satisfied for contraception in 15-19 year olds



### HIV/STIs

	Comprehensive knowledge of HIV				Prevalence (%) of HIV in 15-19 year olds
	15-19 years		20-24 years		
	Female	Male	Female	Male	
2010	39.5	44.7	44.2	44.7	3.3
2016	38.9	43.1	43.3	45.8	1.0

	Condom use among sexually active during premarital sex (%)				Prevalence (%) of STIs among 15-19 year olds
	15-19 years		20-24 Years		
	Female	Male	Female	Male	
2010	45.4	45.7	56.8	59.9	14
2016	55.9	68.3	51.0	78.6	13



# ADOLESCENT HEALTH IN MALAWI 2018



## Malnutrition

		15-19 years		20-24 years	
		Female	Male	Female	Male
Prevalence (%) of chronically malnourished (thin, BMI<18.5)	2000	16.6		6.7	
	2010	15.6		7.8	
	2016	12.9		5.0	
Prevalence (%) of overweight (BMI between 25.0-29.9)	2000	4.9		8.4	
	2010	5.9		9.5	
	2016	6.5		11.6	
Prevalence (%) of iron deficiency anemia (Hgb<12.0 g/dl for non-pregnant women and Hgb<11.0 g/dl for pregnant women)	2010	28.6		27.5	
	2016	35.3		32.2	

## Substance use

			Female	Male
Total alcohol consumption among 15-19 year olds (litres of pure alcohol)	15-19 years	2010	1.3	6.6
		2000	0.0	3.4
		2015	0.1	2.9
Prevalence cigarette or any other tobacco product use (%)	20-24 years	2000	0.2	14.4
		2010	0.3	13.8
		2015	0.7	

## Violence

Percentage of married adolescents who agree that husband is justified in beating his wife



## Injuries and traffic accidents

Adolescent household members injured and unable to carry out normal daily activities of >6 months (%)	...
Adolescent household members injured or killed in accidental fall (%)	...
Adolescent household members injured or killed in road traffic accident (%)	...



## Mental health

	Female	Male
Prevalence of childhood mental illness among 15-19 year olds (%)	...	...
Felt seriously worthless/hopeless or wishes to be dead among 15-19 year olds (%)	...	...



## Immunization

Proportion of adolescent girls vaccinated for HPV to prevent cervical cancer (%)

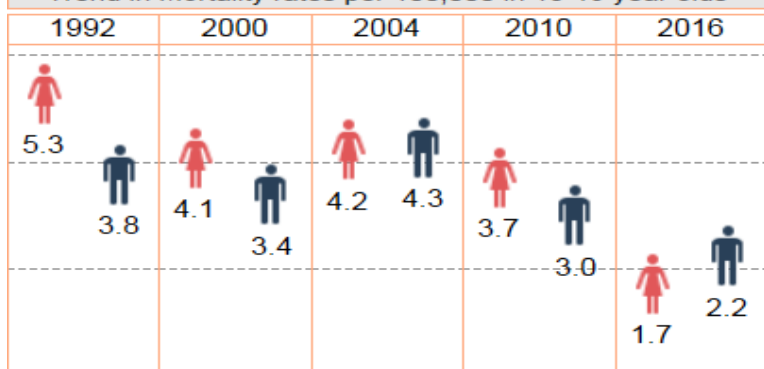


## Socioeconomic determinants of health

		Female	Male
Literacy rate among 15-19 year olds (%)	2014	83.6	
	2016	84.4	83.9
Percent 15-19 year currently employed (%)	2014		
	2016	40.0	55.9
Information media use at least once/week among adolescents (%)	2016	35.3	49.8

## Adolescent Mortality

Trend in Mortality rates per 100,000 in 15-19 year olds



## Leading causes of girls' death

Rank, cause name, number of deaths and death rate, age 10-19

Rank	Cause name	Number of deaths	Death rate/100, 000 pop
1	HIV/AIDS	1,077.05	50.6
2	Malaria	580.85	27.3
3	Maternal conditions	266.61	12.5
4	Diarrhoeal diseases	181.48	8.5
5	Meningitis	181.40	8.5

## Leading causes of boys' death

Rank, cause name, number of deaths and death rate, age 10-19

Rank	Cause name	Number of deaths	Death rate/100, 000 pop
1	HIV/AIDS	1,200.00	56.2
2	Malaria	384.50	18.0
3	Road injury	343.98	16.1
4	Diarrhoeal diseases	221.22	10.4
5	Meningitis	186.19	8.7