



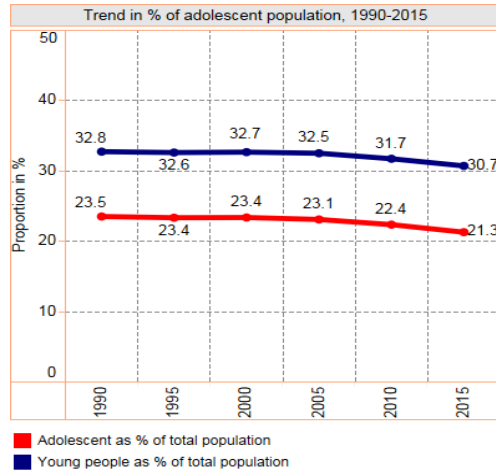
ADOLESCENT HEALTH IN GHANA

2018



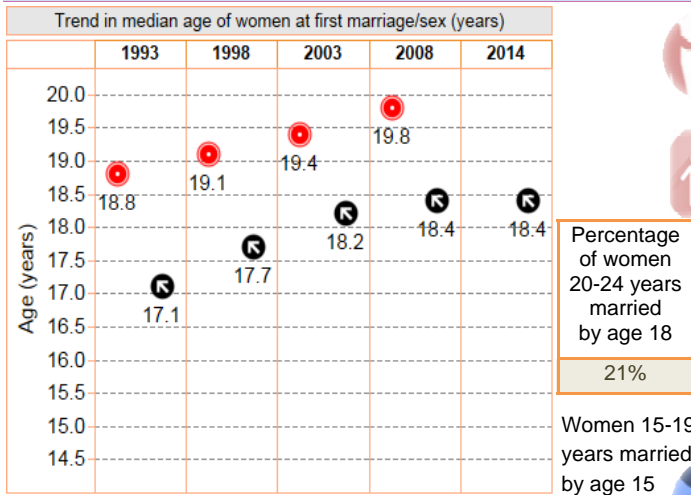
Country profile: An adolescent is a person between 10-19 years of age

Total surface area (million square km)	0.2385
Total population (000's)	28,207
Population density (persons/ square km)	121.2
Urbanized population (%)	54.7
Adolescent population (000's)	6,009
Adolescent as % of total population	21.3
Young people (10-24 years) (000's)	8,423
Young people as % of total population	30.7
Annual average growth rate of population (%)	1.9
Crude birth rate (births/1,000 population)	31.1
Life expectancy at birth (years)	62.4
Median age in total population (years)	20.4
Birth rate per 1000 girls 15-19 years olds	65



National standards for delivery of quality health services to adolescents	✓
National strategies for adolescent health	✓
Roadmap for accelerating HIV prevention	✓
Integration of adolescent health interventions with the HPV vaccination	✓
Existence of a specific target group in national policies/strategies/plans for injury prevention in adolescents	✗

Early marriage



Percentage of women 20-24 years married by age 18
21%


Women 15-19 years married by age 15
2%

- Median age at 1st marriage (years)
- Median age at 1st sexual intercourse (years)

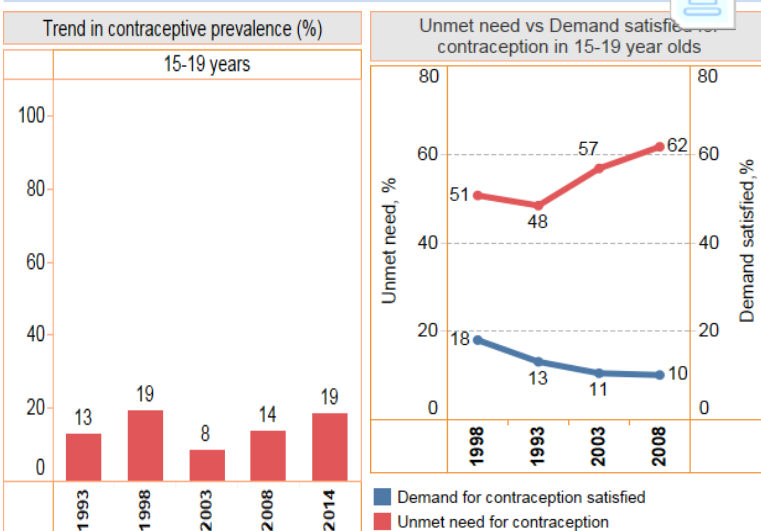
Percentage of 15-19 year olds currently married or in union (%)	F	M
	6	1

Pregnancy

Percentage of 15-19 year olds who have given birth/who are pregnant with their first child



Contraception



HIV/STIs

	Comprehensive knowledge of HIV				Prevalence (%) of HIV in 15-19 year olds
	15-19 years		20-24 years		
	Female	Male	Female	Male	
2003	25.6		24.3		0.3
2008	27.7	30.4	29.0	39.1	0.2
2014	18.1	24.5	21.8	31.1	

	Condom use among sexually active during premarital sex (%)				Prevalence (%) of STIs among 15-19 year
	15-19 years		20-24 Years		
	Male	Female	Male	Female	
2003	47.0	35.0	54.4	34.7	14
2008	37.6	25.0	48.6	32.4	29
2014	37.2	20.8	42.8	19.2	

Data source: 1993-2016 DHS; UNICEF-SOWC 2017; UN DESA, Population Division, WPP 2017; The joint mission from UNICEF and WHO Africa Regional Office June 2017; <http://aidsinfo.unaids.org/#>; WHO-Global health observatory 2018; The World Bank 2018; WHO Global health estimates 2015, Geneva 2016.

For further information:
Child and Adolescent Health & Nutrition Programme (afgrfrcan@who.int)
Family & Reproductive Health (FRH) cluster



ADOLESCENT HEALTH IN GHANA

2018



Malnutrition

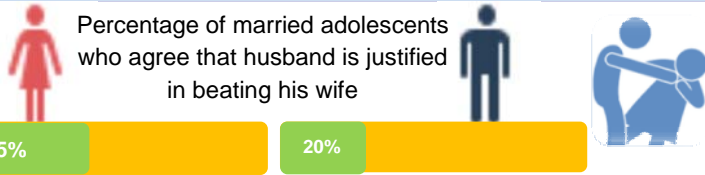
		15-19 years		20-24 years	
		Female	Male	Female	Male
Prevalence (%) of chronically malnourished (thin, BMI<18.5)	1998	15.8		13.8	
	2003	15.2		7.5	
	2008	16.2		7.4	
	2014	14.4	27.2	5.8	6.7
Prevalence (%) of overweight (BMI between 25.0-29.9)	1998	5.2		7.9	
	2003	6.9		14.7	
	2008	8.8		16.0	
	2014	7.7	1.7	21.8	5.3
Prevalence (%) of iron deficiency anemia (Hgb<12.0 g/dl for non-pregnant women and Hgb<11.0 g/dl for pregnant women)	2003	45.9		44.9	
	2008	62.9		59.9	
	2014	47.7		46.9	

Substance use

			Female		Male	
Total alcohol consumption among 15-19 year olds (litres of pure alcohol)	15-19 years	2010	3.9	10.8		
		2008	0.1	0.5		
	20-24 years	2008	0.1	1.1		
		2014	0.1	3.1		
Prevalence cigarette or any other tobacco product use (%)	2008	0.1	3.1			
	2014	0.3	3.0			



Violence



			Female	
% of married women who have ever experienced physical or sexual or emotional violence committed by their husband or partner	15-19 years	2008	35.1	
	20-24 years	2008	40.7	

Injuries and traffic accidents

Adolescent household members injured and unable to carry out normal daily activities of >6 months (%)	...
Adolescent household members injured or killed in accidental fall (%)	...
Adolescent household members injured or killed in road traffic accident (%)	...



Mental health

	Female	Male
Prevalence of childhood mental illness among 15-19 year olds (%)
Felt seriously worthless/hopeless or wishes to be dead among 15-19 year olds (%)



Immunization

Proportion of adolescent girls vaccinated for HPV to	...
--	-----



Socioeconomic determinants of health

		Female		Male	
Literacy rate among 15-19 year olds (%)	2014	84.9	89.7		
	2016	80.5			
Percent 15-19 year currently employed (%)	2014	32.6	45.1		
	2016				
Information media use at least once/week among adolescents (%)	2016	66.9	81.3		
Social security health insurance among 15-19 year olds (%)	2016	58.9			

Adolescent Mortality

Trend in Mortality rates per 100,000 in 15-19 year olds

2003

No Data

Leading causes of girls' death

Rank, cause name, number of deaths and death rate, age 10-19

Rank	Cause name	Number of deaths	Death rate/100, 000 pop
1	Sickle cell disorders and trait	810.03	27.6
2	Meningitis	674.72	23.0
3	Malaria	478.01	16.3
4	Lower respiratory infections	338.93	11.5
5	HIV/AIDS	269.95	9.2

Leading causes of boys' death

Rank, cause name, number of deaths and death rate, age 10-19

Rank	Cause name	Number of deaths	Death rate/100, 000 pop
1	Meningitis	609.82	19.9
2	Malaria	608.35	19.8
3	Lower respiratory infections	586.70	19.1
4	Road injury	519.11	16.9
5	Sickle cell disorders and trait	516.30	16.8