



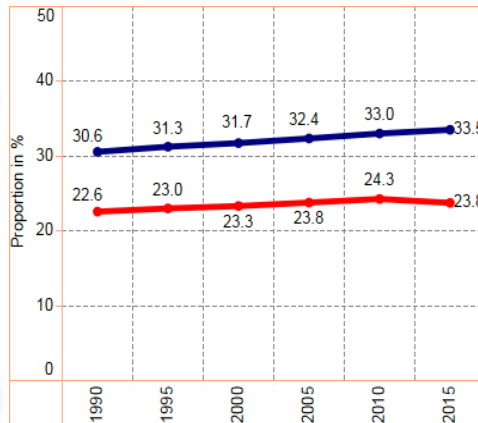
# ADOLESCENT HEALTH IN CHAD

## 2018



### Country profile: An adolescent is a person between 10-19 years of age

Total surface area (million sq. km)	1.2840
Total population (000's)	14,452.5430
Population density (persons/sq km)	11.1256
Urbanized population (%)	22.6180
Adolescent population (000's)	3,433.2830
Adolescent as % of total population	23.7556
Young people (10-24 years) (000's)	4,707.3970
Young people as % of total population	33.5317
Annual average growth rate of population (%)	2.8237
Crude birth rate (births per 1,000 population)	43.3310
Life expectancy at birth (years)	52.9030
Median age of the total population (years)	16.0840
Birth rate per 1000 girls 15-19 years olds	203.4000

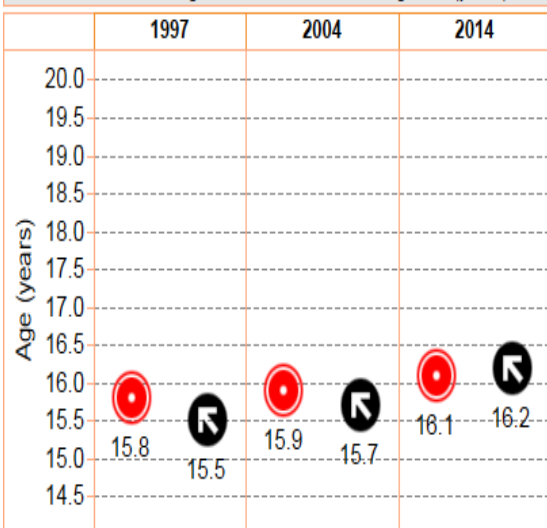


■ Adolescent as % of total population  
■ Young people as % of total population

- ✓ National standards for delivery of quality health services to adolescents
- ✓ National strategies for adolescent health
- ✗ No Roadmaps for accelerating HIV prevention testing, treatment and care for adolescents
- ✗ No Adolescent health interventions within the HPV vaccination
- ✗ No Specific target group in national policies for injury prevention among adolescents

### Early marriage

Trend in median age of women at first marriage/sex (years)



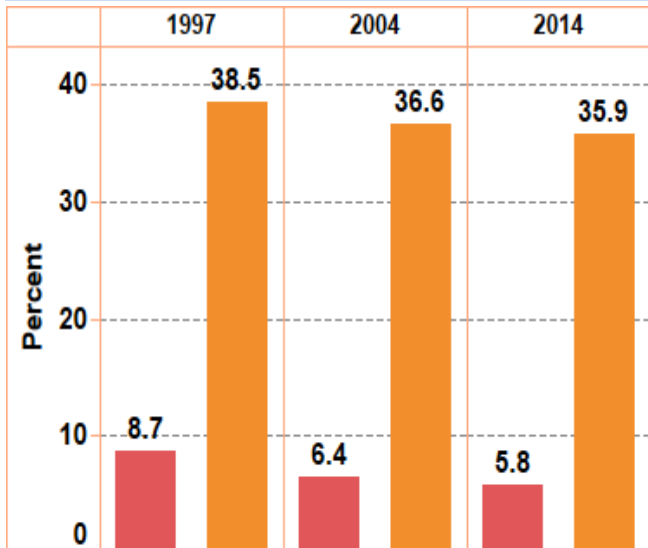
Percentage of women 20-24 years married by age 18  
67%

Women 15-19 years married by age 15  
16%

Percentage of 15-19 year olds currently married or in union (%)

	F	M
	38	3

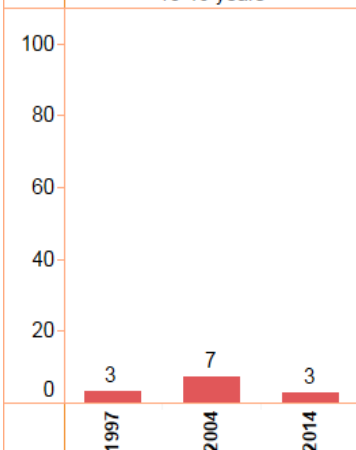
### Pregnancy



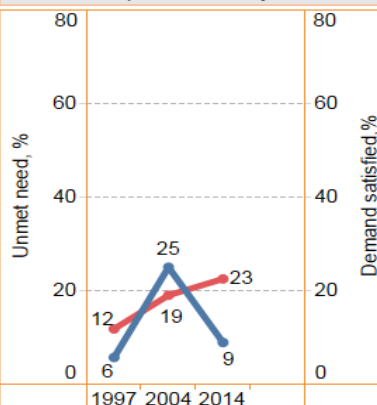
■ Girls of 15-19 year olds who are pregnant with their first child  
■ Women girls of 15-19 years who have given birth

### Contraception

Trend in contraceptive prevalence (%) 15-19 years



Unmet need vs Demand satisfied for contraception in 15-19 year olds



■ Demand for contraception satisfied  
■ Unmet need for contraception


### HIV/STIs

	Comprehensive knowledge of HIV			
	15-19 years		20-24 years	
	Female	Male	Female	Male
2014	10.2	11.6	12.5	21.4
2004	7.5	12.9	8.8	31.3


  

	Condom use among sexually active during premarital sex (%)			
	15-19 years		20-24 Years	
	Male	Female	Male	Female
1997	22.3	9.8	19.1	11.9
2004	17.9	14.8	30.5	26.3
2014	30.9	34.9	43.7	39.2

Prevalence (%) of HIV in 15-19 year olds



Prevalence (%) of STIs among 15-19 year





# ADOLESCENT HEALTH IN CHAD

## 2018



### Malnutrition

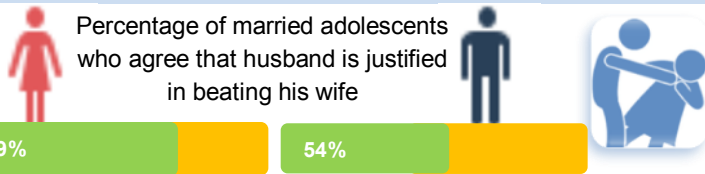
		15-19 years		20-24 years	
		Female	Male	Female	Male
Prevalence (%) of chronically malnourished (thin, BMI<18.5)	1997	23.5		19.7	
	2014	26.2		19.0	
Prevalence (%) of overweight (BMI between 25.0-29.9)	1997	2.8		3.3	
	2014	4.2		5.5	

### Substance use

			Female	Male
Total alcohol consumption among 15-19 year olds (litres of pure alcohol)	15-19 years	2010	7.4	17.0
Prevalence cigarette or any other tobacco product use (%)	15-19 years			
	20-24 years			



### Violence



			Female
% of married women who have ever experienced physical or sexual or emotional violence committed by their husband or partner	15-19 years	2014	25.1
	20-24 years	2014	33.7

### Injuries and traffic accidents

Adolescent household members injured and unable	...
Adolescent household members injured or killed in accidental fall (%)	...
Adolescent household members injured or killed in road traffic accident (%)	...



### Mental health

	Female	Male
Prevalence of childhood mental illness among 15-19 year olds (%)	...	...
Felt seriously worthless/hopeless or wishes to be dead among 15-19 year olds (%)	...	...



### Immunization

Proportion of adolescent girls vaccinated for HPV to prevent cervical cancer (%)	...
--	-----

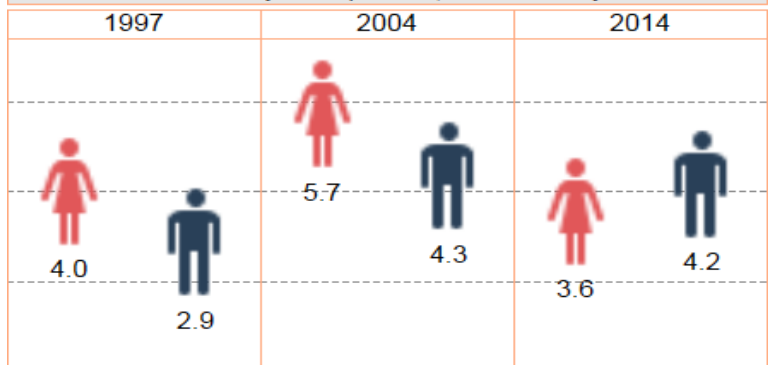


### Socioeconomic determinants of health

		Female	Male
Literacy rate among 15-19 year olds (%)	2014	40.2	64.1
Percent 15-19 year currently employed (%)	1997	37.0	57.0
	2014	29.8	51.4
Information media use at least once/week among adolescents (%)	2016	23.2	30.0
Social security health insurance among 15-19 year olds (%)	2014	0.0	0.0

### Adolescent Mortality

Trend in Mortality rates per 100,000 in 15-19 year olds



### Leading causes of girls' death

Rank, cause name, number of deaths and death rate, age 10-19

Rank	Cause name	Number of deaths	Death rate/100, 000 pop
1	Diarrhoeal diseases	701.12	41.1
2	Meningitis	549.90	32.3
3	Maternal conditions	496.51	29.1
4	Lower respiratory infections	462.84	27.2
5	HIV/AIDS	246.87	14.5

### Leading causes of boys' death

Rank, cause name, number of deaths and death rate, age 10-19

Rank	Cause name	Number of deaths	Death rate/100, 000 pop
1	Diarrhoeal diseases	564.20	32.6
2	Meningitis	534.46	30.9
3	Lower respiratory infections	477.02	27.6
4	Drowning	356.20	20.6
5	Road injury	312.37	18.1