

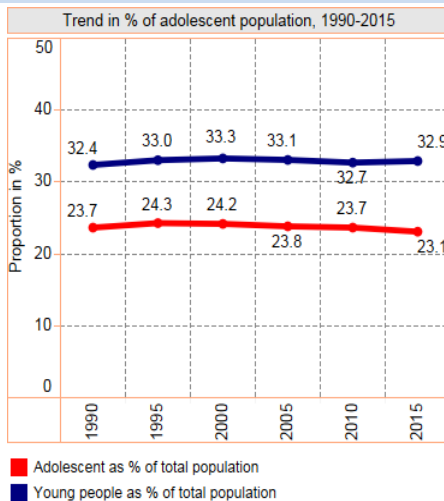
# ADOLESCENT HEALTH IN BURKINA FASO

## 2018



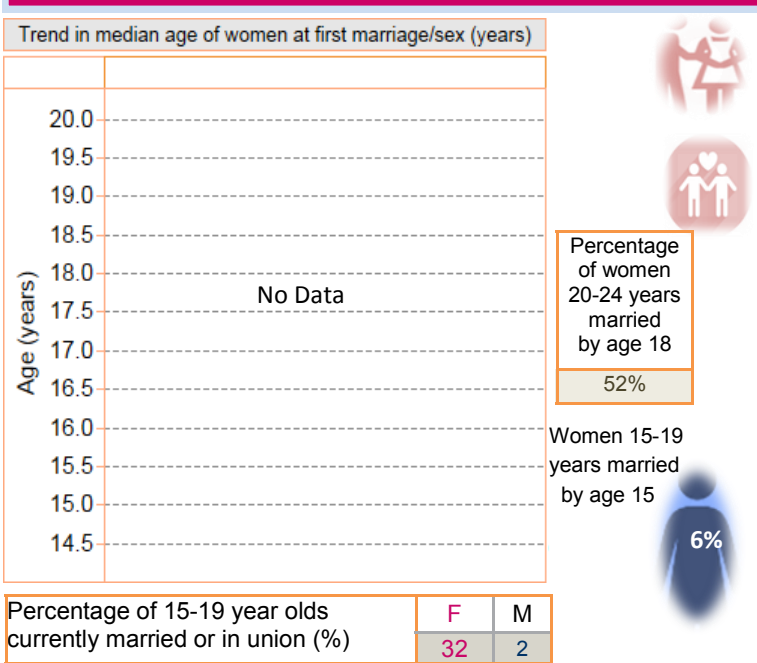
### Country profile: An adolescent is a person between 10-19 years of age

Total surface area (million sq. km)	0.2742
Total population (000's)	18,646.4330
Population density (persons/sq km)	66.1938
Urbanized population (%)	30.6880
Adolescent population (000's)	4,306.1670
Adolescent as % of total population	23.0938
Young people (10-24 years) (000's)	5,960.8190
Young people as % of total population	32.9236
Annual average growth rate of population (%)	2.7446
Crude birth rate (births per 1,000 population)	38.9200
Life expectancy at birth (years)	60.3610
Median age of the total population (years)	17.0360
Birth rate per 1000 girls 15-19 years olds	130.0000

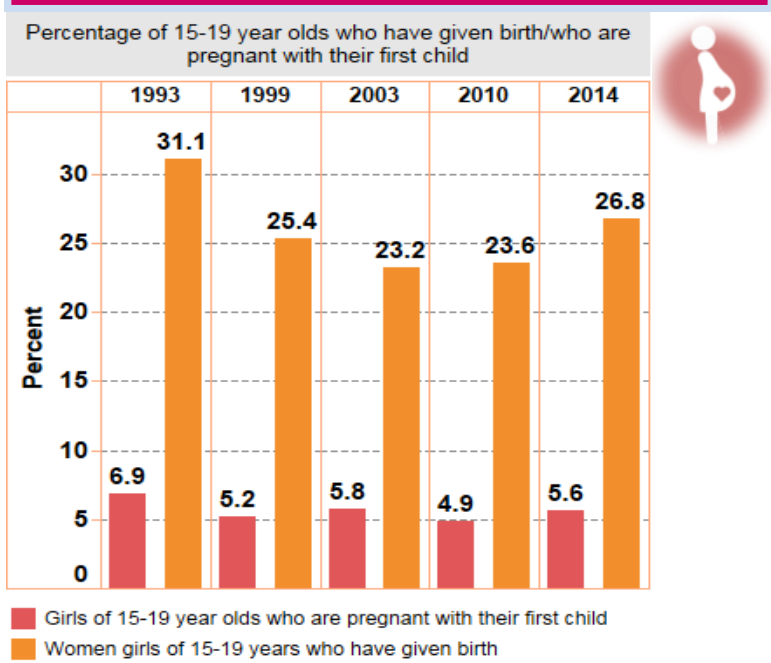


National standards for delivery of quality health services to adolescents	✓
National strategies for adolescent health	✓
Roadmap for accelerating HIV prevention	✗
Integration of adolescent health interventions with the HPV vaccination	✗
Existence of a specific target group in national policies/strategies/plans for injury prevention in adolescents	✓

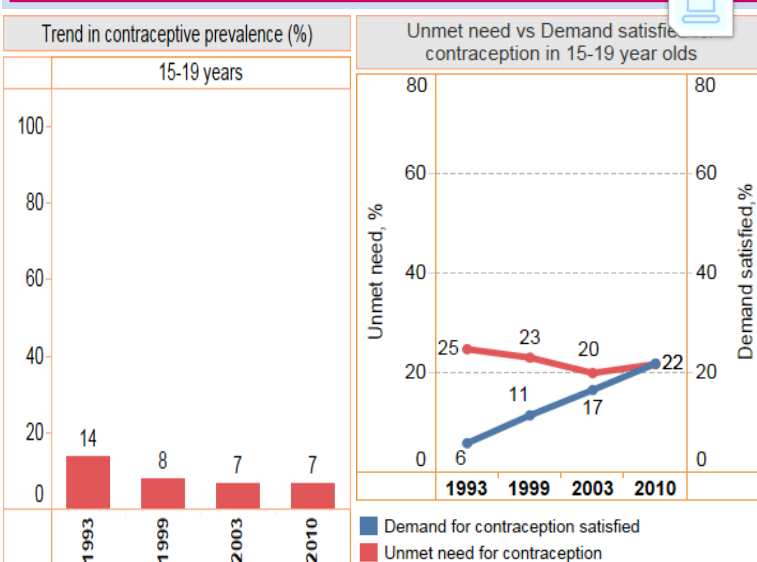
### Early marriage



### Pregnancy



### Contraception

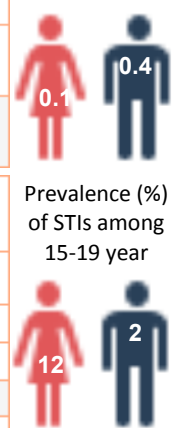


### HIV/STIs

	Comprehensive knowledge of HIV				Prevalence (%) of HIV in 15-19 year olds
	15-19 years		20-24 years		
	Female	Male	Female	Male	
2010	29.0	30.8	33.2	42.6	0.1
2003	14.1	15.9	15.5	29.8	0.4

	Condom use among sexually active during premarital sex (%)				Prevalence (%) of STIs among 15-19 year
	15-19 years		20-24 years		
	Female	Male	Female	Male	
1999	41.7	45.3	54.1	64.0	12
2003	47.1	61.4	72.3	70.8	2
2010	50.9	67.4	75.3	80.2	



# ADOLESCENT HEALTH IN BURKINA FASO

## 2018



### Malnutrition

		15-19 years		20-24 years	
		Female	Male	Female	Male
Prevalence (%) of chronically malnourished (thin, BMI<18.5)	1999	11.7		11.9	
	2003	26.8		16.3	
	2010	23.4		12.5	
Prevalence (%) of overweight (BMI between 25.0-29.9)	1999	1.1		3.5	
	2003	4.6		6.4	
	2010	3.9		5.9	
Prevalence (%) of iron deficiency anemia (Hgb<12.0 g/dl for non-pregnant women and Hgb<11.0 g/dl for pregnant women)	2003	51.9		55.7	
	2010	47.9	43.7	48.6	24.1

### Substance use

			Female	Male
Total alcohol consumption among 15-19 year olds (litres of pure alcohol)	15-19 years	2010	2.6	9.9
	15-19 years	2010	0.3	6.5
Prevalence cigarette or any other tobacco product use (%)	15-19 years	2010	1.3	23.2
	20-24 years	2010		



### Violence

Percentage of married adolescents who agree that husband is justified in beating his wife



### Injuries and traffic accidents

Adolescent household members injured and unable to carry out normal daily activities of >6 months (%)	...
Adolescent household members injured or killed in accidental fall (%)	...
Adolescent household members injured or killed in road traffic accident (%)	...



### Mental health

	Female	Male
Prevalence of childhood mental illness among 15-19 year olds (%)	...	...
Felt seriously worthless/hopeless or wishes to be dead among 15-19 year olds (%)	...	...



### Immunization

Proportion of adolescent girls vaccinated for HPV to prevent cervical cancer (%)	...
--	-----

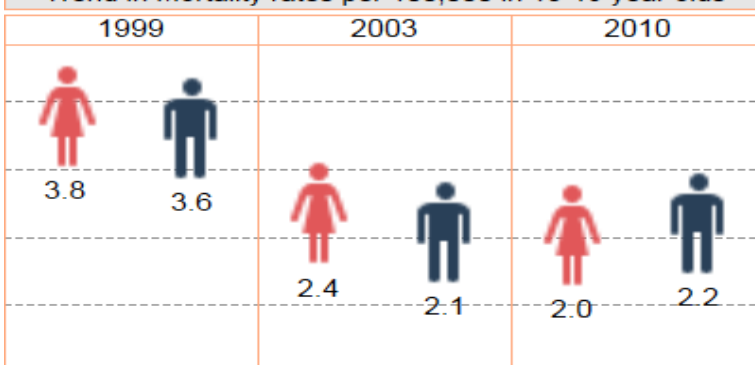


### Socioeconomic determinants of health

		Female	Male
Literacy rate among 15-19 year olds (%)	2016	52.8	
Percent 15-19 year currently employed (%)	2016		
Information media use at least once/week among adolescents (%)	2016	55.1	61.2
Social security health insurance among 15-19 year olds (%)	2016	0.0	0.1

### Adolescent Mortality

Trend in Mortality rates per 100,000 in 15-19 year olds



### Leading causes of girls' death

Rank, cause name, number of deaths and death rate, age 10-19

Rank	Cause name	Number of deaths	Death rate/100, 000 pop
1	Meningitis	572	27.1
2	Lower respiratory infections	496	23.5
3	Maternal conditions	414	19.6
4	Diarrhoeal diseases	394	18.6
5	Road injury	246	11.6

### Leading causes of boys' death

Rank, cause name, number of deaths and death rate, age 10-19

Rank	Cause name	Number of deaths	Death rate/100, 000 pop
1	Road injury	463	21.1
2	Meningitis	361	16.5
3	Lower respiratory infections	308	14.0
4	Diarrhoeal diseases	240	11.0
5	Drowning	192	8.8