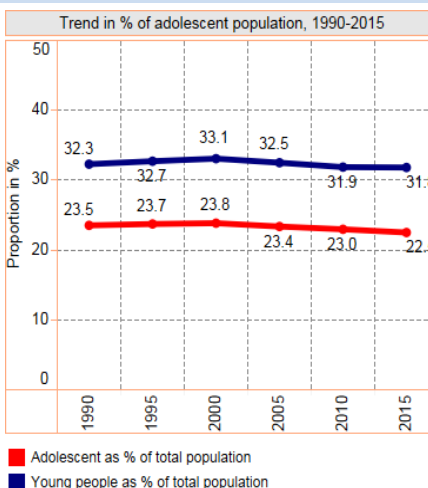


# ADOLESCENT HEALTH IN UR TANZANIA 2018

**Country profile:** An adolescent is a person between 10-19 years of age

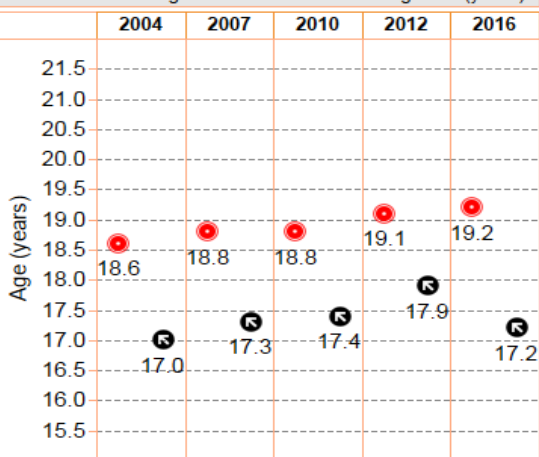
Total surface area (million sq. km)	1.1109
Total population (000's)	55,572.2010
Population density (persons/sq km)	60.8263
Urbanized population (%)	32.3160
Adolescent population (000's)	12,504.9190
Adolescent as % of total population	22.5021
Young people (10-24 years) (000's)	17,008.2360
Young people as % of total population	31.8101
Annual average growth rate of population (%)	2.9256
Crude birth rate (births per 1,000 population)	38.1860
Life expectancy at birth (years)	65.6750
Median age of the total population (years)	17.2910
Birth rate per 1000 girls 15-19 years olds	72.1000



National standards for delivery of quality health services to adolescents	✓
National strategies for adolescent health	✓
Roadmap for accelerating HIV prevention	✓
Integration of adolescent health interventions with the HPV vaccination	✓
Existence of a specific target group in national policies/strategies/plans for injury prevention in adolescents	✗

## Early marriage

Trend in median age of women at first marriage/sex (years)



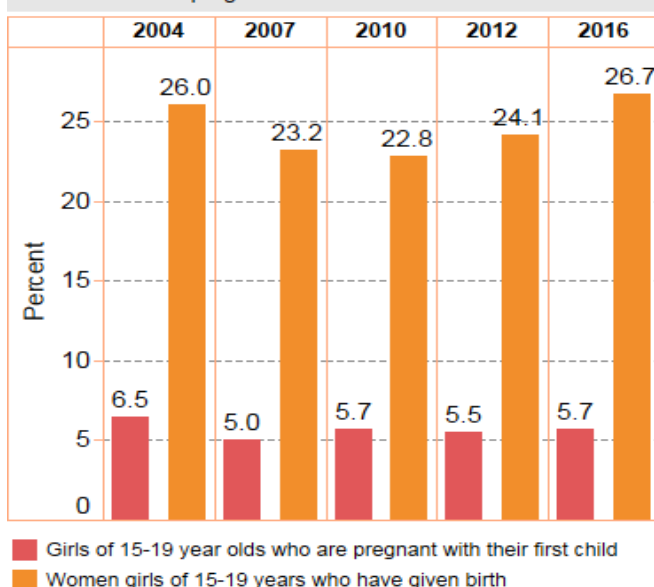
Percentage of women 20-24 years married by age 18  
31%

Women 15-19 years married by age 15  
3%

Percentage of 15-19 year olds currently married or in union (%)	F	M
	23	2

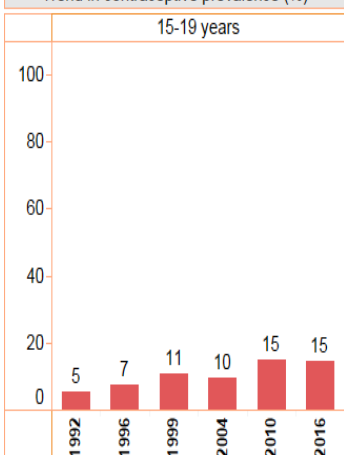
## Pregnancy

Percentage of 15-19 year olds who have given birth/who are pregnant with their first child

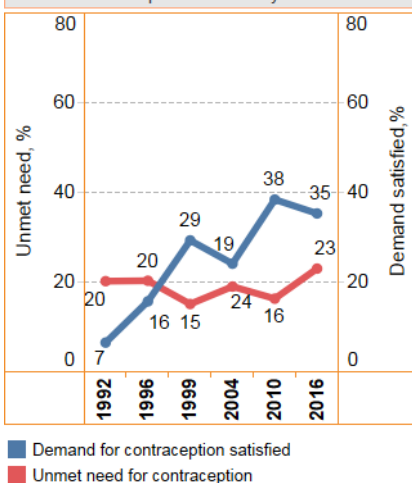


## Contraception

Trend in contraceptive prevalence (%)



Unmet need vs Demand satisfied for contraception in 15-19 year olds




## HIV/STIs

	Comprehensive knowledge of HIV			
	15-19 years		20-24 years	
	Female	Male	Female	Male
2007	35.8	41.3	42.6	47.2
2010	46.3	40.9	50.4	45.4
2003	32.4	35.2	41.0	44.1
2012	36.8	41.9	44.2	53.0


  

	Condom use among sexually active during premarital sex (%)			
	15-19 years		20-24 Years	
	Female	Male	Female	Male
2007	49.4	40.3	47.4	56.6
2010	50.2	46.1	47.6	60.4
2012	60.2	50.7	53.8	65.4
2016	37.1	34.6	35.8	49.5

Prevalence (%) of HIV in 15-19 year olds



Prevalence (%) of STIs among 15-19 year



# ADOLESCENT HEALTH IN UR TANZANIA 2018

## Malnutrition

		15-19 years		20-24 years	
		Female	Male	Female	Male
Prevalence (%) of chronically malnourished (thin, BMI<18.5)	1996	8.6		9.5	
	2010	17.6		9.3	
	2016	18.0		8.0	
Prevalence (%) of overweight (BMI between 25.0-29.9)	1996	5.2		10.0	
	2010	8.0		15.2	
	2016	9.1		15.4	
Prevalence (%) of iron deficiency anemia (Hgb<12.0 g/dl for non-pregnant women and Hgb<11.0 g/dl for pregnant women)	2010	42.2		40.5	
	2016	47.3		46.3	

## Substance use

			Female	Male
Total alcohol consumption among 15-19 year olds (litres of pure alcohol)	15-19 years	2010	3.3	9.0
	15-19 years	2010	0.3	2.0
Prevalence cigarette or any other tobacco product use (%)	15-19 years	2015	0.3	
		2010	0.4	14.5
	20-24 years	2010	0.4	14.5
		2015	0.6	

## Violence

Percentage of married adolescents who agree that husband is justified in beating his wife

59%

50%

## Injuries and traffic accidents

Adolescent household members injured and unable to carry out normal daily activities of >6 months (%)	...
Adolescent household members injured or killed in accidental fall (%)	...
Adolescent household members injured or killed in road traffic accident (%)	...

			Female
% of married women who have ever experienced physical or sexual or emotional violence committed by their husband or partner	15-19 years	2010	43.8
		2015	44.2
	20-24 years	2010	46.0
		2015	49.1
Prevalence of victims women of femal genital mutilation (%)	15-19 years	2010	7.1
		2016	4.7
	20-24 years	2010	11.0
		2016	7.3

## Mental health

	Female	Male
Prevalence of childhood mental illness among 15-19 year olds (%)	...	...
Felt seriously worthless/hopeless or wishes to be dead among 15-19 year olds (%)	...	...


## Immunization

Proportion of adolescent girls vaccinated for HPV to ...

## Socioeconomic determinants of health

		Female	Male
Literacy rate among 15-19 year olds (%)	2016	84.0	81.6
Percent 15-19 year currently employed (%)	2016	44.9	64.0
Information media use at least once/week among adolescents (%)	2016	56.7	61.4
Social security health insurance among 15-19 year olds (%)	2015	1.2	1.8

## Adolescent Mortality



## Leading causes of girls' death

Rank, cause name, number of deaths and death rate, age 10-19

Rank	Cause name	Number of deaths	Death rate/100, 000 pop
1	Lower respiratory infections	1,216	19.4
2	Malaria	1,140	18.2
3	Diarrhoeal diseases	1,105	17.7
4	HIV/AIDS	1,077	17.2
5	Maternal conditions	779	12.4

## Leading causes of boys' death

Rank, cause name, number of deaths and death rate, age 10-19

Rank	Cause name	Number of deaths	Death rate/100, 000 pop
1	Diarrhoeal diseases	1,421	22.8
2	Lower respiratory infections	1,224	19.6
3	HIV/AIDS	1,187	19.0
4	Malaria	961	15.4
5	Road injury	894	14.3