

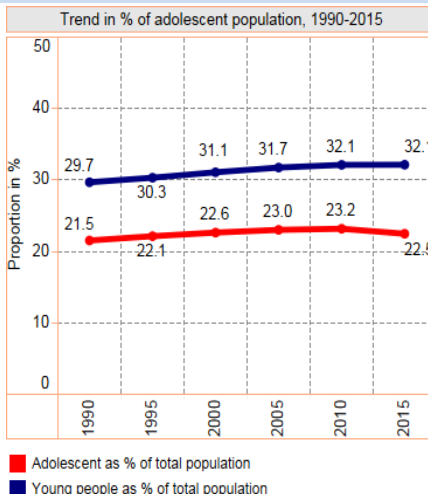


ADOLESCENT HEALTH IN GUINEA 2018



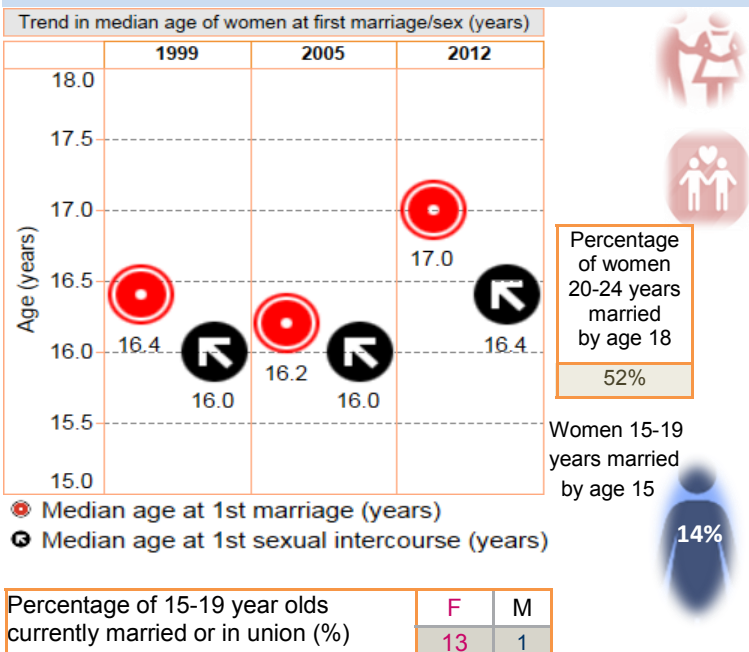
Country profile: An adolescent is a person between 10-19 years of age

Total surface area (million sq. km)	0.2459
Total population (000's)	12,395.9240
Population density (persons/sq km)	49.2086
Urbanized population (%)	37.6510
Adolescent population (000's)	2,785.7760
Adolescent as % of total population	22.4733
Young people (10-24 years) (000's)	4,053.0420
Young people as % of total population	32.1368
Annual average growth rate of population (%)	2.5165
Crude birth rate (births per 1,000 population)	35.9110
Life expectancy at birth (years)	60.0150
Median age of the total population (years)	18.4410
Birth rate per 1000 girls 15-19 years olds	146.0000

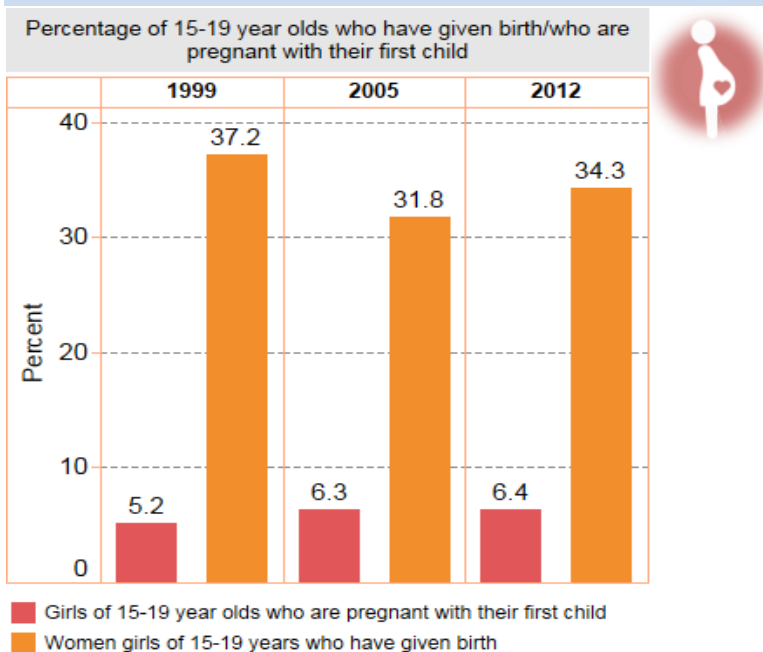


National standards for delivery of quality health services to adolescents	✓
National strategies for adolescent health	✓
Roadmap for accelerating HIV prevention	✗
Integration of adolescent health interventions with the HPV vaccination	✗
Existence of a specific target group in national policies/strategies/plans for injury prevention in adolescents	✓

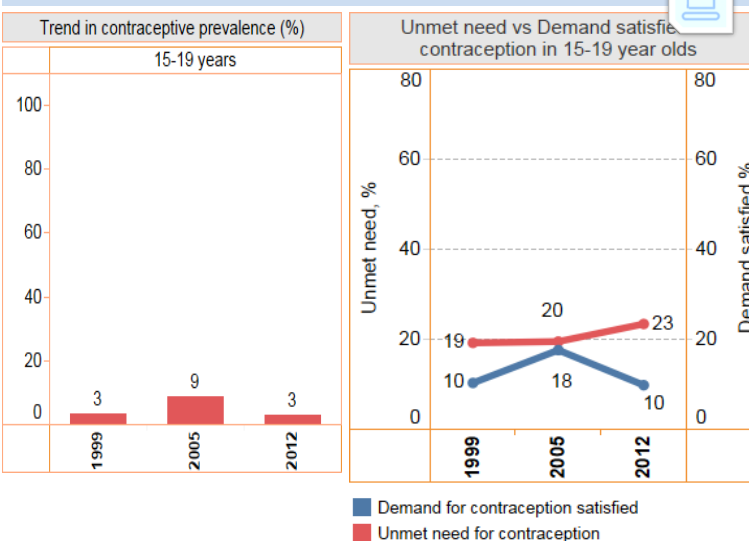
Early marriage



Pregnancy



Contraception



HIV/STIs

Comprehensive knowledge of HIV

	15-19 years		20-24 years	
	Female	Male	Female	Male
2005	16.8	20.2	17.1	26.4
2012	17.7	27.2	23.6	38.8

Prevalence (%) of HIV in 15-19 year olds: 1.5% (female), 0.1% (male)

Condom use among sexually active during premarital sex (%)

	15-19 years		20-24 years	
	Female	Male	Female	Male
2005	24.9	33.6	28.0	36.4
2012	21.0	38.8	45.6	57.9

Prevalence (%) of STIs among 15-19 year olds: 39% (female), 11% (male)



ADOLESCENT HEALTH IN GUINEA

2018



Malnutrition

	Year	15-19 years		20-24 years	
		Female	Male	Female	Male
Prevalence (%) of chronically malnourished (thin, BMI<18.5)	2005	18.7		14.8	
	2012	18.8		12.8	
Prevalence (%) of overweight (BMI between 25.0-29.9)	2005	6.1		6.0	
	2012	7.5		13.0	
Prevalence (%) of iron deficiency anemia (Hgb<12.0 g/dl for non-pregnant women and Hgb<11.0 g/dl for pregnant women)	2005	50.9		56.5	
	2012	47.1	36.5	49.1	22.3

Substance use

	Age Group	Year	Female	Male
Total alcohol consumption among 15-19 year olds (litres of pure alcohol)	15-19 years	2010	0.0	0.4
	15-19 years	2005	0.2	
Prevalence cigarette or any other tobacco product use (%)	20-24 years	2005	1.0	



Violence



Percentage of married adolescents who agree that husband is justified in beating his wife



89%

63%

Injuries and traffic accidents

Adolescent household members injured and unable to carry out normal daily activities of >6 months (%)	...
Adolescent household members injured or killed in accidental fall (%)	...
Adolescent household members injured or killed in road traffic accident (%)	...



Mental health

	Female	Male
Prevalence of childhood mental illness among 15-19 year olds (%)
Felt seriously worthless/hopeless or wishes to be dead among 15-19 year olds (%)



Immunization

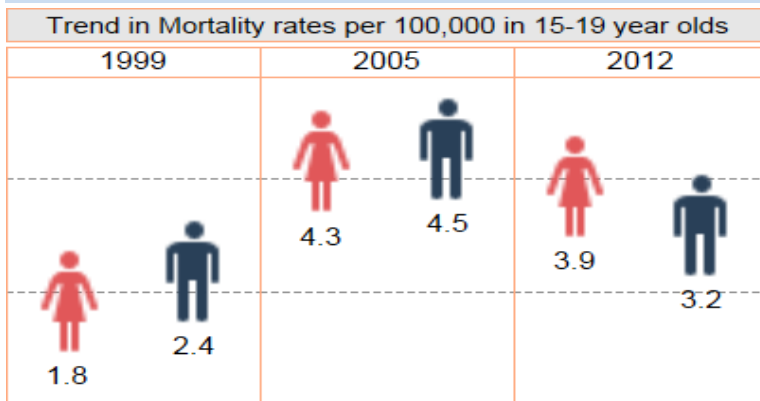
Proportion of adolescent girls vaccinated for HPV to prevent cervical cancer (%)	...
----------------------------------------------------------------------------------	-----



Socioeconomic determinants of health

	Year	Female	Male
Literacy rate among 15-19 year olds (%)	2012	43.0	68.5
Percent 15-19 year currently employed (%)	2012	49.0	41.0
Information media use at least once/week among adolescents (%)	2016	52.9	54.7
Social security health insurance among 15-19 year olds (%)			

Adolescent Mortality



Leading causes of girls' death

Rank, cause name, number of deaths and death rate, age 10-19

Rank	Cause name	Number of deaths	Death rate/100, 000 pop
1	Meningitis	359	26.0
2	Lower respiratory infections	316	22.9
3	Maternal conditions	307	22.3
4	Diarrhoeal diseases	300	21.8
5	Sickle cell disorders and trait	292	21.1

Leading causes of boys' death

Rank, cause name, number of deaths and death rate, age 10-19

Rank	Cause name	Number of deaths	Death rate/100, 000 pop
1	Road injury	332	23.6
2	Meningitis	302	21.5
3	Lower respiratory infections	272	19.4
4	Diarrhoeal diseases	205	14.6
5	Drowning	178	12.7