

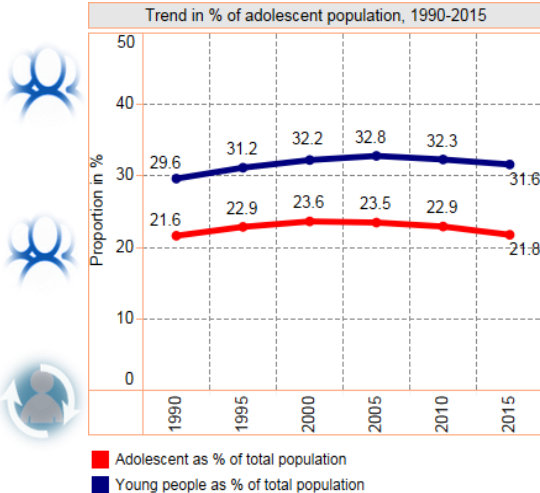


ADOLESCENT HEALTH IN GUINEA BISSAU 2018



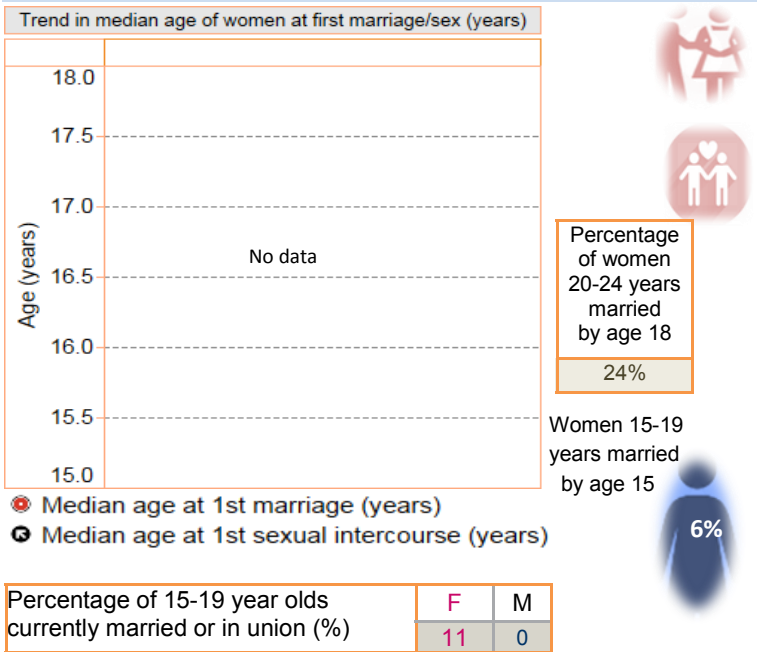
Country profile: An adolescent is a person between 10-19 years of age

Total surface area (million sq. km)	0.0361
Total population (000's)	1,815.6980
Population density (persons/sq km)	62.9632
Urbanized population (%)	50.0940
Adolescent population (000's)	395.2140
Adolescent as % of total population	21.7665
Young people (10-24 years) (000's)	582.4890
Young people as % of total population	31.6105
Annual average growth rate of population (%)	2.2632
Crude birth rate (births per 1,000 population)	36.5790
Life expectancy at birth (years)	57.4030
Median age of the total population (years)	18.9470
Birth rate per 1000 girls 15-19 years olds	136.7000

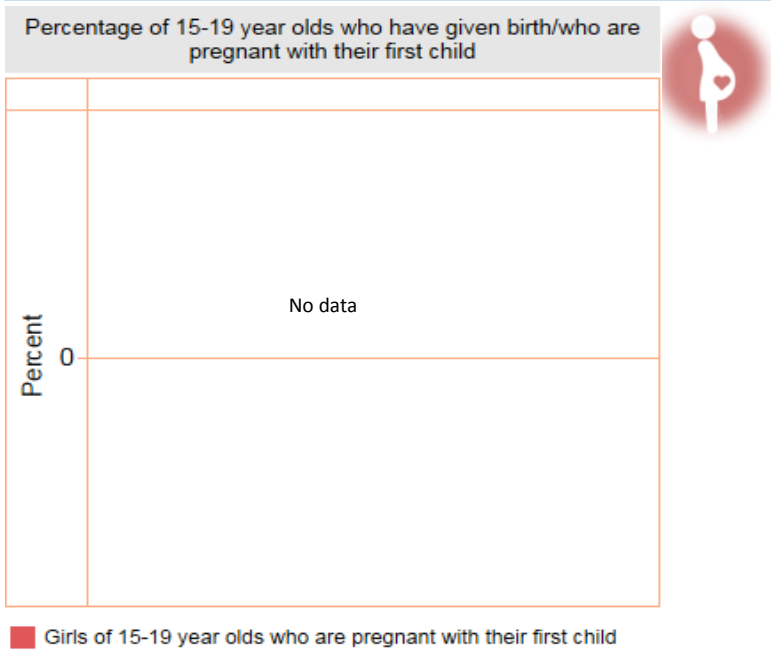


National standards for delivery of quality health services to adolescents	✓
National strategies for adolescent health	✗
Roadmap for accelerating HIV prevention	✗
Integration of adolescent health interventions with the HPV vaccination	✗
Existence of a specific target group in national policies/strategies/plans for injury prevention in adolescents	✗

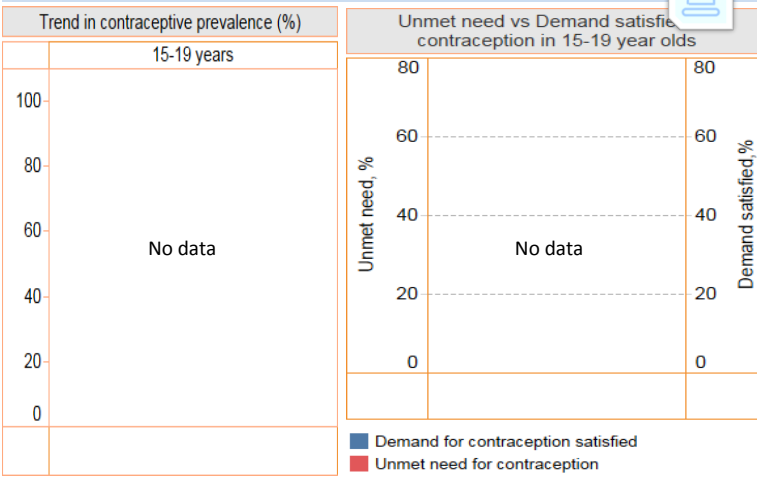
Early marriage



Pregnancy



Contraception



HIV/STIs

	Comprehensive knowledge of HIV				Prevalence (%) of HIV in 15-19 year olds
	15-19 years		20-24 years		
	Female	Male	Female	Male	
2016	20.0	19.0			

	Condom use among sexually active during premarital sex (%)				Prevalence (%) of STIs among 15-19 year
	15-19 years		20-24 years		
	Female	Male	Female	Male	
	No data				

Data source: 2000-2016 DHS; UNICEF-SOWC 2017; UN DESA, Population Division, WPP 2017; The joint mission from UNICEF and WHO Africa Regional Office June 2017; <http://aidsinfo.unaids.org/#>; WHO, Global health observatory 2018; The World Bank 2018; WHO Global health estimates 2015, Geneva 2016.

For further information: Child and Adolescent Health & Nutrition Programme (afrgofrcan@who.int) Family & Reproductive Health (FRH) cluster



ADOLESCENT HEALTH IN GUINEA BISSAU

2018



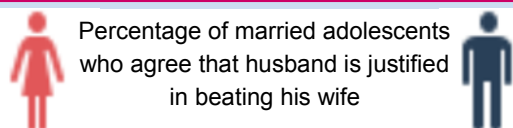
Malnutrition

	15-19 years		20-24 years	
	Female	Male	Female	Male
Prevalence (%) of chronically malnourished (thin, BMI<18.5)				
Prevalence (%) of overweight (BMI between 25.0-29.9)	No data			
Prevalence (%) of iron deficiency anemia (Hgb<12.0 g/dl for non-pregnant women and Hgb<11.0 g/dl for pregnant women)				

Substance use

			Female	Male
Total alcohol consumption among 15-19 year olds (litres of pure alcohol)	15-19 years	2010	2.8	6.4
Prevalence cigarette or any other tobacco product use (%)	15-19 years			
	20-24 years			

Violence



40%

37%



Injuries and traffic accidents

Adolescent household members injured and unable to carry out normal daily activities of >6 months (%)	...
Adolescent household members injured or killed in accidental fall (%)	...
Adolescent household members injured or killed in road traffic accident (%)	...



Violence

		Female	
% of married women who have ever experienced physical or sexual or emotional violence committed by their husband or partner	15-19 years		
	20-24 years	No data	
Prevalence of victims women of femal genital mutilation (%)	15-19 years		
	20-24 years		

Mental health

	Female	Male
Prevalence of childhood mental illness among 15-19 year olds (%)
Felt seriously worthless/hopeless or wishes to be dead among 15-19 year olds (%)



Immunization

Proportion of adolescent girls vaccinated for HPV to prevent cervical cancer (%)	...
--	-----



Adolescent Mortality

Trend in Mortality rates per 100,000 in 15-19 year olds

No data

Socioeconomic determinants of health

		Female	Male
Literacy rate among 15-19 year olds (%)			
Percent 15-19 year currently employed (%)			
Information media use at least once/week among adolescents (%)	2016	88.6	96.3
Social security health insurance among 15-19 year olds (%)			

Leading causes of girls' death

Rank, cause name, number of deaths and death rate, age 10-19

Rank	Cause name	Number of deaths	Death rate/100, 000 pop
1	Meningitis	48	24.4
2	Lower respiratory infections	40	20.0
3	Malaria	36	18.4
4	Diarrhoeal diseases	35	17.9
5	Road injury	33	16.8

Leading causes of boys' death

Rank, cause name, number of deaths and death rate, age 10-19

Rank	Cause name	Number of deaths	Death rate/100, 000 pop
1	Road injury	51	26.0
2	Meningitis	42	21.5
3	Malaria	37	18.8
4	Lower respiratory infections	35	17.8
5	HIV/AIDS	33	16.7