



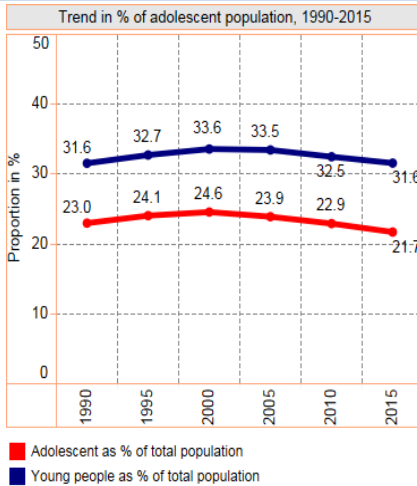
ADOLESCENT HEALTH IN COMOROS

2018



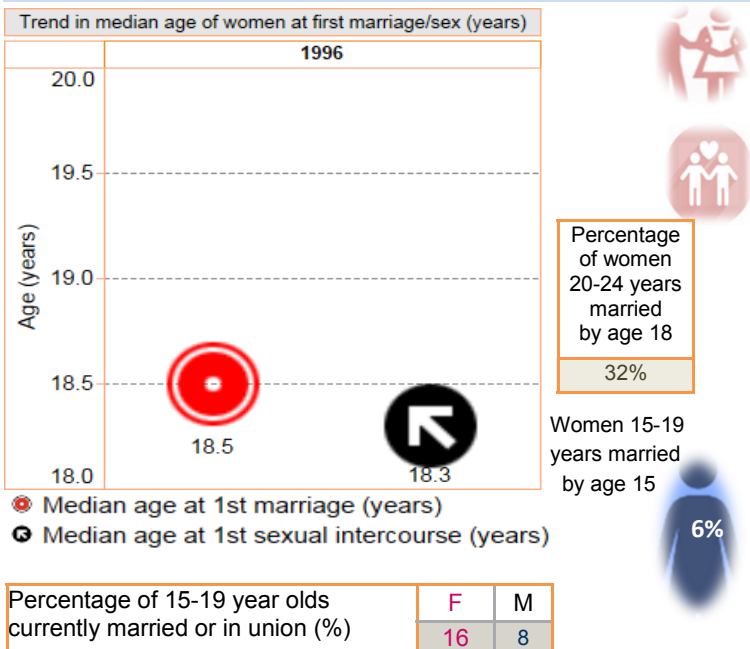
Country profile: An adolescent is a person between 10-19 years of age

Total surface area (million sq. km)	0.0019
Total population (000's)	795.6010
Population density (persons/sq km)	417.7453
Urbanized population (%)	28.4120
Adolescent population (000's)	172.7110
Adolescent as % of total population	21.7082
Young people (10-24 years) (000's)	248.8420
Young people as % of total population	31.5800
Annual average growth rate of population (%)	2.0614
Crude birth rate (births per 1,000 population)	32.8560
Life expectancy at birth (years)	63.7010
Median age of the total population (years)	19.7070
Birth rate per 1000 girls 15-19 years olds	70.0000

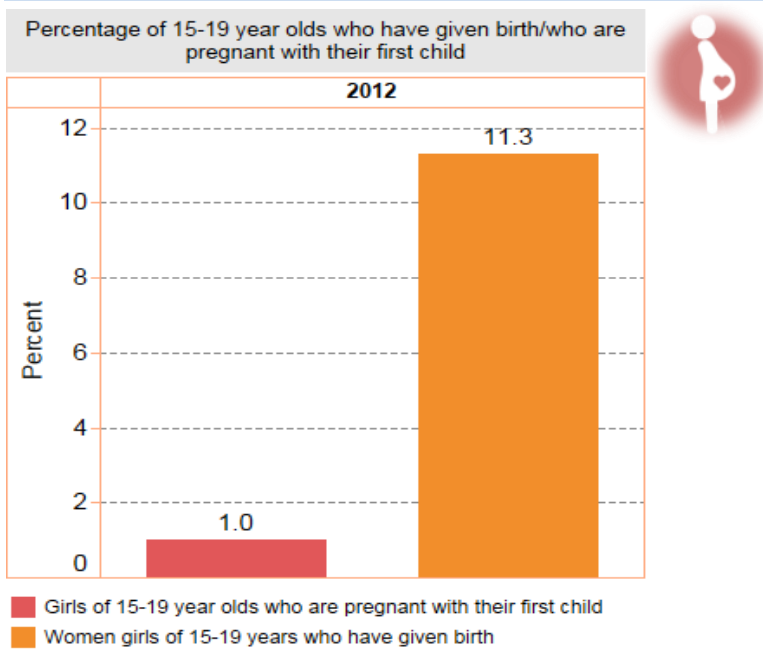


National standards for delivery of quality health services to adolescents	✓
National strategies for adolescent health	✓
Roadmap for accelerating HIV prevention	✗
Integration of adolescent health interventions with the HPV vaccination	✗
Existence of a specific target group in national policies/strategies/plans for injury prevention in adolescents	✓

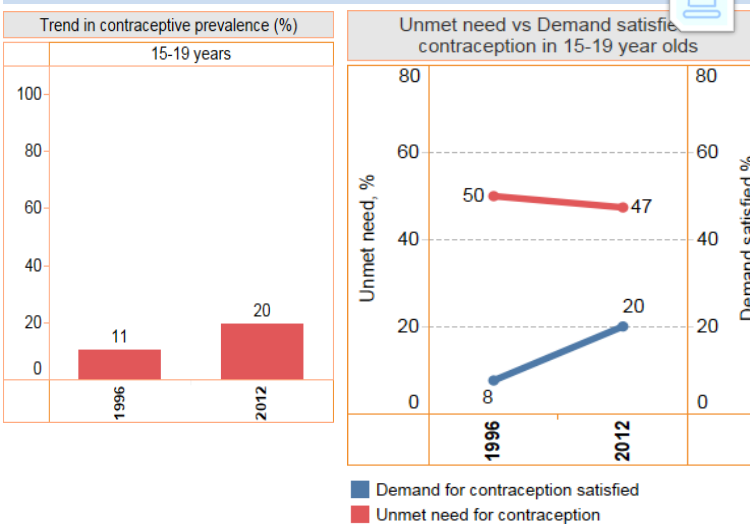
Early marriage



Pregnancy



Contraception



HIV/STIs

	Comprehensive knowledge of HIV				Prevalence (%) of HIV in 15-19 year olds
	15-19 years		20-24 years		
	Female	Male	Female	Male	
2012	17.8	20.6	20.9	29.7	

	Condom use among sexually active during premarital sex (%)				Prevalence (%) of STIs among 15-19 year olds
	15-19 years		20-24 years		
	Female	Male	Female	Male	
2012	52.5	51.5	34.0	61.2	11



ADOLESCENT HEALTH IN COMOROS

2018



Malnutrition

		15-19 years		20-24 years	
		Female	Male	Female	Male
Prevalence (%) of chronically malnourished (thin, BMI<18.5)	1996	14.3		7.4	
	2012	13.0		8.0	
Prevalence (%) of overweight (BMI between 25.0-29.9)	1996	11.4		10.8	
	2012	11.8		19.6	
Prevalence (%) of iron deficiency anemia (Hgb<12.0 g/dl for non-pregnant women and Hgb<11.0 g/dl for pregnant women)					

Substance use

			Female		Male	
Total alcohol consumption among 15-19 year olds (litres of pure alcohol)	15-19 years	2010	0.0		0.1	
		2012	1.6		8.8	
Prevalence cigarette or any other tobacco product use (%)	20-24 years	2012	2.1		22.7	

Violence

Percentage of married adolescents who agree that husband is justified in beating his wife

43%

29%



Injuries and traffic accidents

Adolescent household members injured and unable to carry out normal daily activities of >6 months (%)	...
Adolescent household members injured or killed in accidental fall (%)	...
Adolescent household members injured or killed in road traffic accident (%)	...



Mental health

	Female	Male
Prevalence of childhood mental illness among 15-19 year olds (%)
Felt seriously worthless/hopeless or wishes to be dead among 15-19 year olds (%)



Immunization

Proportion of adolescent girls vaccinated for HPV to prevent cervical cancer (%)	...
--	-----



Socioeconomic determinants of health

		Female		Male	
Literacy rate among 15-19 year olds (%)	2012	83.3		91.3	
Percent 15-19 year currently employed (%)	2012	18.9		46.4	
Information media use at least once/week among adolescents (%)	2016	67.3		79.0	
Social security health insurance among 15-19 year olds (%)	2012	0.0		0.5	

Adolescent Mortality

Trend in Mortality rates per 100,000 in 15-19 year olds

2012



Leading causes of girls' death

Rank, cause name, number of deaths and death rate, age 10-19

Rank	Cause name	Number of deaths	Death rate/100, 000 pop
1	Lower respiratory infections	14	16.1
2	Diarrhoeal diseases	12	14.5
3	Meningitis	10	12.1
4	Road injury	6	7.1
5	Maternal conditions	6	7.0

Leading causes of boys' death

Rank, cause name, number of deaths and death rate, age 10-19

Rank	Cause name	Number of deaths	Death rate/100, 000 pop
1	Road injury	17	18.8
2	Diarrhoeal diseases	14	15.9
3	Lower respiratory infections	11	12.7
4	Meningitis	9	10.3
5	Drowning	7	7.9