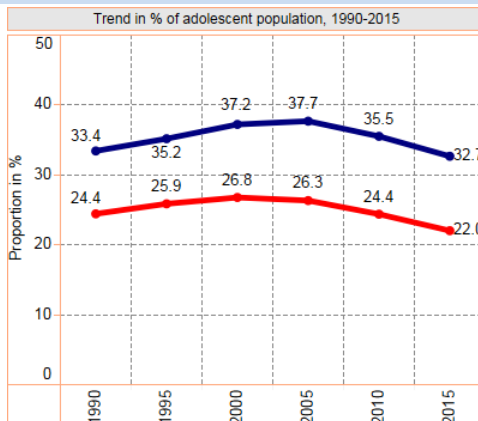


# ADOLESCENT HEALTH IN ZIMBABWE



## Country profile: An adolescent is a person between 10-19 years of age

Total surface area (million square km)	0.026
Total population (000's)	16,150
Population density (persons/ square km)	41
Urbanized population (%)	32
Adolescents population (000's)	3,557
Adolescent as % of total population	22
Young people (10-24 years) (000's)	5,096
Young people as % of total population	33
Annual average growth rate of population (%)	2.1
Crude birth rate (births/1,000 population)	33
Life expectancy at birth (years)	61
Median age in total population (years)	19

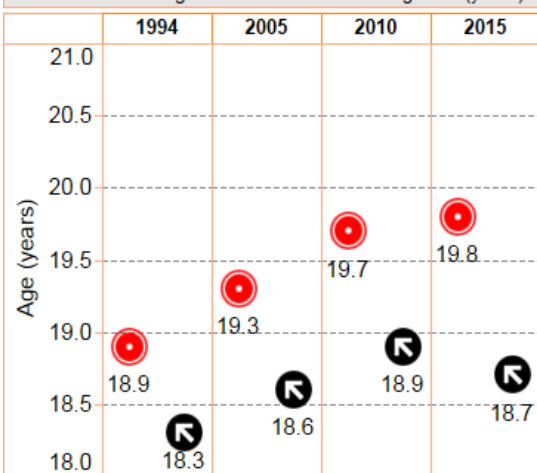


■ % of adolescent population  
■ % of young people population

- ✓ National standards for delivery of quality health services to adolescents
- ✓ National strategies for adolescent health
- ✓ Roadmaps for accelerating HIV prevention testing, treatment and care for adolescents
- ✓ Adolescent health interventions within the HPV vaccination
- ✓ Specific target group in national policies for injury prevention among adolescents

## Early marriage

Trend in median age of women at first marriage/sex (years)



Percentage of women 20-24 years married by age 18  
32.4%

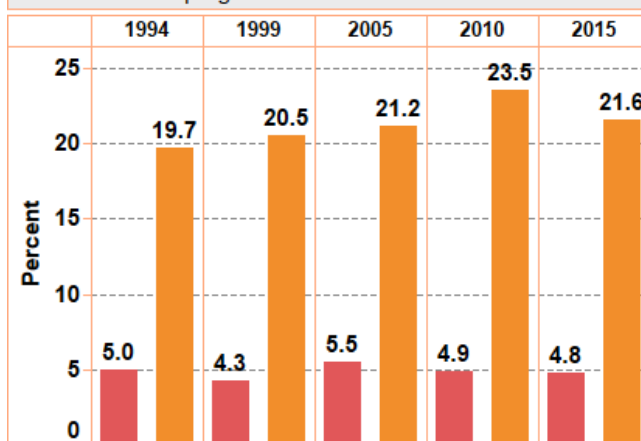
Women 15-19 years married by age 15  
3%

- Median age at 1st marriage (years)
- Median age at 1st sexual intercourse (years)

Percentage of 15-19 year olds currently married or in union (%)	F	M
	19.6	0.9

## Pregnancy

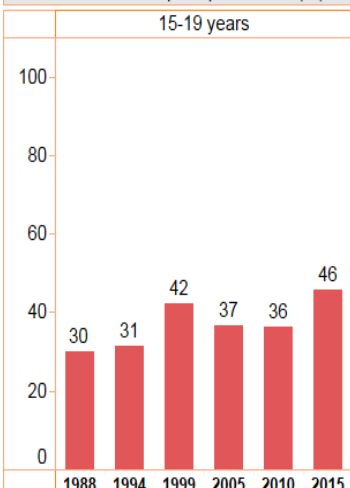
Percentage of 15-19 year olds who have given birth/who are pregnant with their first child



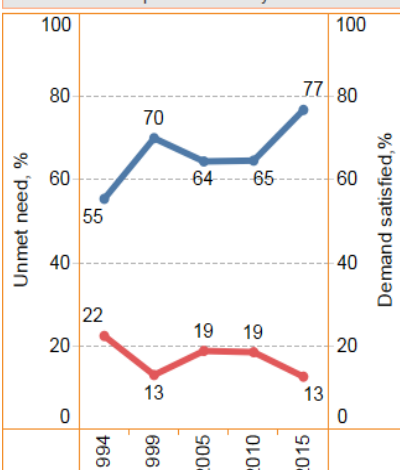
■ Women girls of 15-19 year olds who are pregnant with their first child  
■ Women girls of 15-19 years who have given birth

## Contraception

Trend in contraceptive prevalence (%)




Unmet need vs Demand satisfied for contraception in 15-19 year olds



## HIV/STIs


	Comprehensive knowledge of HIV (%)			
	15-19 years		20-24 years	
	Female	Male	Female	Male
2015	41.4	41.4	52.8	54.9

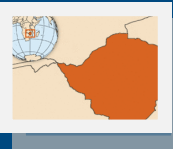
Prevalence (%) of HIV in 15-19 year olds



	Condom use among sexually active during premarital sex (%)			
	15-19 years		20-24 years	
	Female	Male	Female	Male
2005	44.1	53.8	39.7	76.0
2010	39.9	64.5	56.5	77.7
2015	47.0	75.6	52.7	85.1

Prevalence (%) of STIs among 15-19 year





# ADOLESCENT HEALTH IN ZIMBABWE



## Malnutrition

	Aged 15-19		Aged 20-24	
	Female	Male	Female	Male
Prevalence (%) of chronically malnourished (thin, BMI<18.5)	12.5	30.7	6.2	6.0
Prevalence (%) of overweight (BMI between 25.0-29.9)	11.6	1.2	17.9	5.4
Prevalence (%) iron deficiency anemia (Hgb<12.0 g/dl for non-pregnant women and Hgb<11.0 g/dl for pregnant women)	26.5	20.4	25.4	12.3

## Substance use

	Age	Female	Male
Total alcohol consumption among 15-19 year olds (litres of pure alcohol)	15-19	0.9	10.4
	20-24	0.2	5.1
Prevalence cigarette or any type of tobacco product use (%)	15-19	0.3	5.4
	20-24	0.3	5.4
Prevalence chewing chat (%)	15-19	...	...
	20-24	...	...



## Violence



Percentage of married adolescents who agree that husband is justified



50%

54%

### Sexual and gender-based violence

% of married women who have ever experienced physical, sexual or emotional violence committed by their husband or partner	aged 15-19	45.2
	aged 20-24	45.9
Percentage of victims women of female genital mutilation (%)	aged 15-19	N/A
	aged 20-24	N/A

## Injuries and traffic accidents

Adolescent household members injured and unable to carry out normal daily activities of >6 months (%)	...
Adolescent household members injured or killed in accidental fall (%)	...
Adolescent household members injured or killed in road traffic accident (%)	...



## Mental health

	Female	Male
Prevalence of childhood mental illness among 15-19 year olds (%)	...	...
Felt seriously worthless/hopeless or wishes to be dead among 15-19 year olds (%)	...	...



## Immunization

Proportion of adolescent girls vaccinated for HPV to	...
--	-----

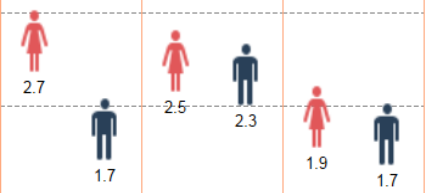


## Socioeconomic determinants of health

	Female	Male
Literacy rate among 15-19 year olds (%)	94.2	91.0
Percent 15-19 years currently employed (%)	15.3	32.3
Information media use at least once/week among adolescents (%)	53.0	56.9
Social security health insurance among 15-19 year olds (%)	0.2	0.1

## The state of adolescent health

Birth rate per 1000 girls 15-19 year olds	120	Trend in Mortality rates per 100,000 in 15-19 year olds		
		2005	2010	2015
Girls 15-19 year olds who have given birth or are pregnant with their first child (%)	4.8	2.7	2.5	2.3
		1.7	1.9	1.7



## Leading causes of girls' death

Rank, cause name, number of deaths and death rate, age 10-19

Rank	Cause name	Number of deaths	Death rate/100, 000 pop
1	HIV/AIDS	1,015	57.1
2	Maternal conditions	337	18.9
3	Lower respiratory infections	186	10.4
4	Meningitis	168	9.4
5	Diarrhoeal diseases	160	9.0

## Leading causes of boys' death

Rank, cause name, number of deaths and death rate, age 10-19

Rank	Cause name	Number of deaths	Death rate/100, 000 pop
1	HIV/AIDS	1,051	59.1
2	Diarrhoeal diseases	305	17.1
3	Lower respiratory infections	290	16.3
4	Meningitis	202	11.3
5	Self-harm	179	10.1