

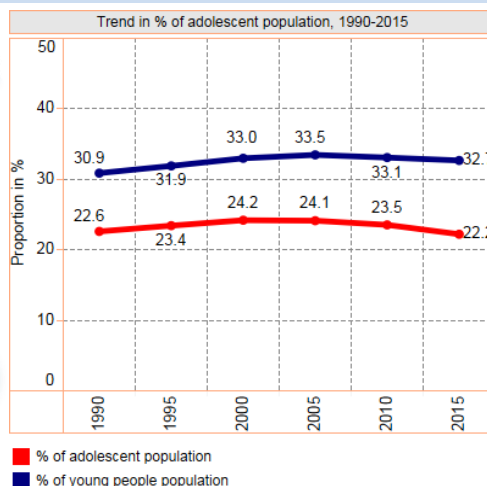


ADOLESCENT HEALTH IN CAMEROON



Country profile: An adolescent is a person between 10-19 years of age

Total surface area (million square km)	0.475
Total population (000's)	23,439
Population density (persons/ square km)	48
Urbanized population (%)	55
Adolescent population (000's)	5,206
Adolescent as % of total population	33
Young people (10-24 years) (000's)	7,628
Young people as % of total population	33
Annual average growth rate of population (%)	2
Crude birth rate (births/1,000 population)	36
Life expectancy at birth (years)	58
Median age in total population (years)	18



✗ No National standards for delivery of quality health services to adolescents

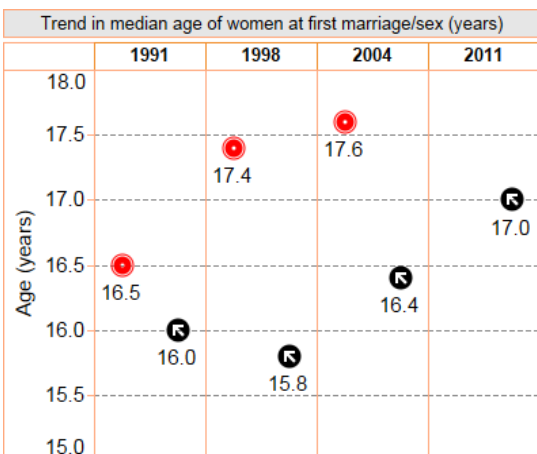
✓ National strategies for adolescent health

✓ Roadmaps for accelerating HIV prevention testing, treatment and care for adolescents

✓ No adolescent health interventions within the HPV vaccination

✗ No Specific target group in national policies for injury prevention among adolescents

Early marriage



Percentage of women 20-24 years married by age 18

38.4%

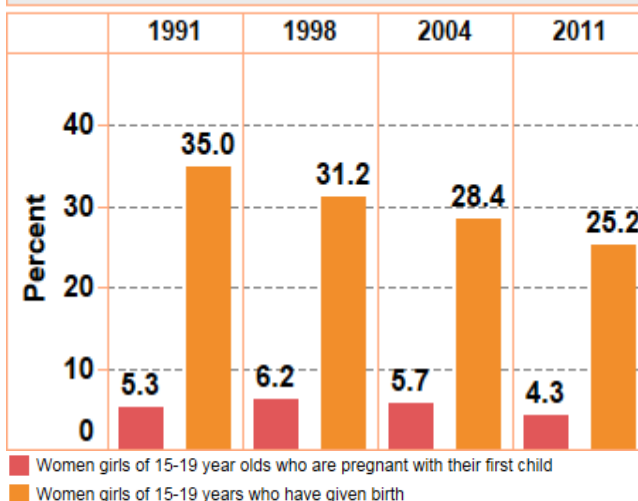
Women 15-19 years married by age 15

9%

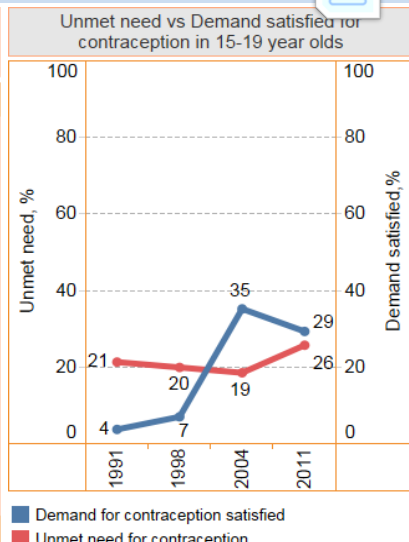
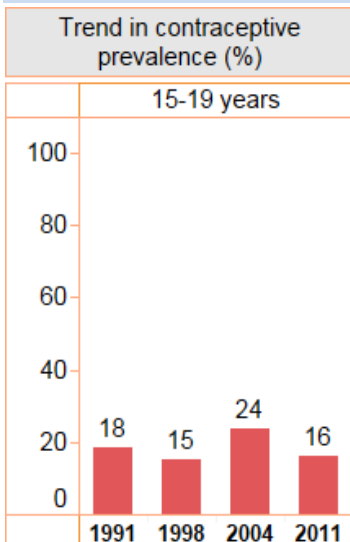
Percentage of 15-19 year olds currently married or in union (%)	F	M
	20	0.9

Pregnancy

Percentage of 15-19 year olds who have given birth/who are pregnant with their first child




Contraception



HIV/STIs


	Comprehensive knowledge of HIV (%)			
	15-19 years		20-24 years	
	Female	Male	Female	Male
2004	26.5	49.0	57.1	59.0
2011	35.7	41.9	55.7	51.4

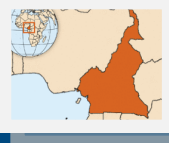
Prevalence (%) of HIV in 15-19 year olds



	Condom use among sexually active during premarital sex (%)			
	15-19 years		20-24 years	
	Female	Male	Female	Male
1998	17.8	30.6	19.2	33.1
2004	49.7	53.8	53.0	59.4
2011	57.5	69.5	61.8	73.7

Prevalence (%) of STIs among 15-19 year





ADOLESCENT HEALTH IN CAMEROON



Malnutrition

	Aged 15-19		Aged 20-24	
	Female	Male	Female	Male
Prevalence (%) of chronically malnourished (thin, BMI<18.5)	9.5	...	7.0	...
Prevalence (%) of overweight (BMI between 25.0-29.9)	14.7	...	19.7	...
Prevalence (%) iron deficiency anemia (Hgb<12.0 g/dl for non-pregnant women and Hgb<11.0 g/dl for pregnant women)	39.7	...	40.2	...

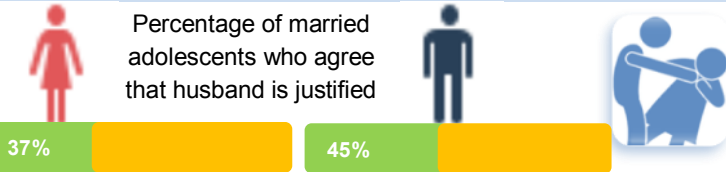
Substance use

	Age	Female	Male
Total alcohol consumption among 15-19 year olds (litres of pure alcohol)	15-19	2.9	11.4
	15-19	0.1	2.6
Prevalence cigarette or any type of tobacco product use (%)	20-24	0.5	11.2
	15-19
Prevalence chewing chat (%)	20-24



Violence

Percentage of married adolescents who agree that husband is justified



Sexual and gender-based violence

% of married women who have ever experienced physical, sexual or emotional violence committed by their husband or partner	aged 15-19	54.3
	aged 20-24	60.5
Percentage of victims women of female genital mutilation (%)	aged 15-19	0.4
	aged 20-24	2.5

Injuries and traffic accidents

Adolescent household members injured and unable to carry out normal daily activities of >6 months (%)	...
Adolescent household members injured or killed in accidental fall (%)	...
Adolescent household members injured or killed in road traffic accident (%)	...



Mental health

	Female	Male
Prevalence of childhood mental illness among 15-19 year olds (%)
Felt seriously worthless/hopeless or wishes to be dead among 15-19 year olds (%)



Immunization

Proportion of adolescent girls vaccinated for HPV to	...
--	-----



Socioeconomic determinants of health

	Female	Male
Literacy rate among 15-19 year olds (%)	79.4	85.9
Percent 15-19 years currently employed (%)	32.8	47.8
Information media use at least once/week among adolescents (%)	63.6	79.5
Social security health insurance among 15-19 year olds (%)	0.1	0.3

The state of adolescent health

Birth rate per 1000 girls 15-19 year olds	116		
	Trend in Mortality rates per 100,000 in 15-19 year olds		
	1998	2004	2011
Girls 15-19 year olds who have given birth or are pregnant with their first child (%)	2.3	3.1	3.0
	2.2	2.9	3.2
	4.3		

Leading causes of girls' death

Rank, cause name, number of deaths and death rate, age 10-19

Rank	Cause name	Number of deaths	Death rate/100, 000 pop
1	Meningitis	596	23.1
2	Lower respiratory infections	551	21.3
3	HIV/AIDS	549	21.2
4	Maternal conditions	465	18.0
5	Diarrhoeal diseases	429	16.6

Leading causes of boys' death

Rank, cause name, number of deaths and death rate, age 10-19

Rank	Cause name	Number of deaths	Death rate/100, 000 pop
1	Lower respiratory infections	615	23.5
2	Meningitis	581	22.2
3	HIV/AIDS	567	21.6
4	Road injury	475	18.1
5	Diarrhoeal diseases	360	13.7