



Ministry of Health and Social Services  
Republic of Namibia

NAMIBIA COVID-19 SITUATION REPORT NO. 74			
Outbreak Name	<i>COVID-19 outbreak</i>	Country affected	Namibia
Date & Time of this report	<i>31.05.2020 23:00 hrs</i>	Investigation start date	13 March 2020
Prepared by	<i>Surveillance Team</i>		

## 1. SITUATION UPDATE / HIGHLIGHTS

- One new confirmed case was recorded today (31 May 2020).
- Cumulatively, **25** confirmed cases have been reported in the country,
- Of the **25** confirmed cases, Sixteen **16 (64%)** have recovered.
- Twenty-two **22 (88%)** of the confirmed cases are imported while **3 (12%)** are local transmissions.
- No death has been recorded, case fatality rate is **0%**
- There is no evidence of community transmission in the country at the moment.
- On 28 May 2020, His Excellency, The President of the Republic of Namibia announced a transition of all the regions (with exception of the Walvis Bay Local Authority Area) from stage 2 of lockdown to stage 3 with effect at midnight 01 June 2020 until 29 June 2020.
  - Stage 3 of lockdown covers a period of 28 days/ two incubation periods.
  - Due to the two recent confirmed cases in Walvis Bay District, The Walvis Bay Local Authority Area will revert to stage 1 of lockdown with effect from 19h00, 29 May 2020 until midnight, 08 June 2020.

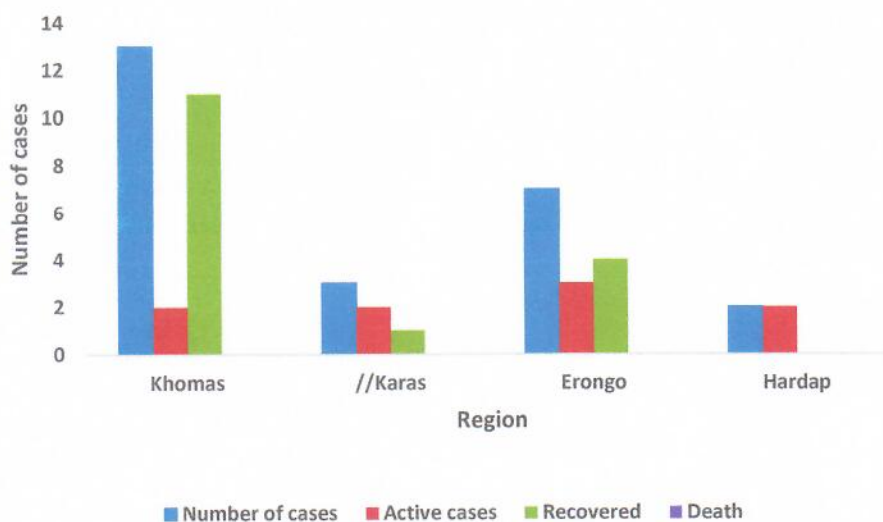
## 2. BACKGROUND

### Description of the cases

- **Index cases:** Two confirmed cases of COVID-19 were reported in Windhoek district on 13 March 2020. The married couple; a 35-year-old male and a 25-year-old female, arrived from Madrid, Spain on 11 March 2020.
- On 31 May 2020, Namibia recorded a new case in Khomas Region, bringing the total number of confirmed cases to 25.
  - The new case is a 32 years old Namibian female, a healthcare worker who returned from South Africa on 29 May 2020. She was put in mandatory quarantine upon arrival.
- On 29 May 2020, Namibia recorded a new case. The case is a Namibian male who was part of the 8 crew members on a fishing vessel that returned from DRC on 5 May 2020. This is the same vessel where case number 22 originated from.

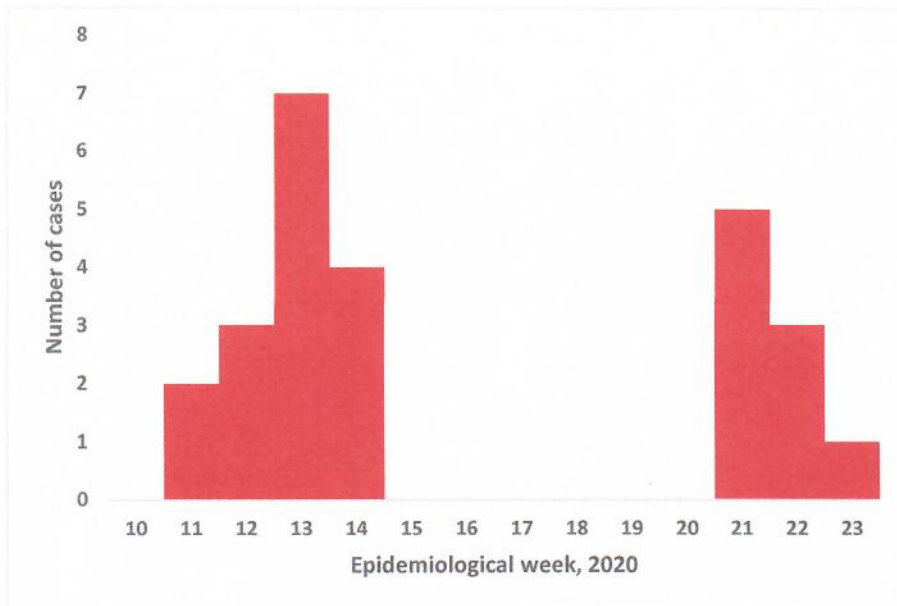
## 3. EPIDEMIOLOGY

Since 14 March, 2020 when the COVID-19 outbreak was declared in Namibia, a total of **25** cases have been confirmed. As of today, four (4) Regions have been affected, of which Khomas region recorded the highest number of cases; **13 (52%)**, while Hardap region recorded the least number of cases; **2 (8%)**. The distribution of confirmed cases by region is presented in figure 1 below.



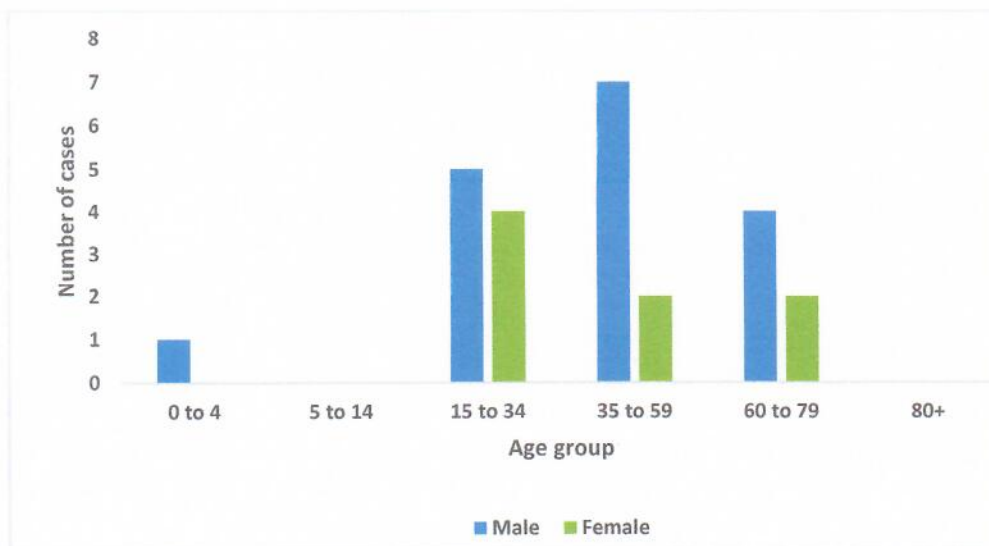
*Figure 1 Distribution of Confirmed COVID-19 cases in Namibia, by region as of 31 May 2020*

As presented in figure 2 below, Namibia recorded its cases of COVID-19 during epidemiological weeks 11, 12, 13, 14, 21, 22 and 23 where most cases (7) were recorded during epidemiological week 13.



*Figure 2: Epi-curve for confirmed COVID-19 cases in Namibia as of 31 May 2020*

Of the 25 confirmed cases, more males; **17 (68%)** are affected compared to their female counterparts; **8 (32%)**. The age and sex distribution of confirmed COVID-19 cases is presented in figure 3 below.



*Figure 3: Age and sex distribution of COVID-19 confirmed cases in Namibia as of 31 May 2020*

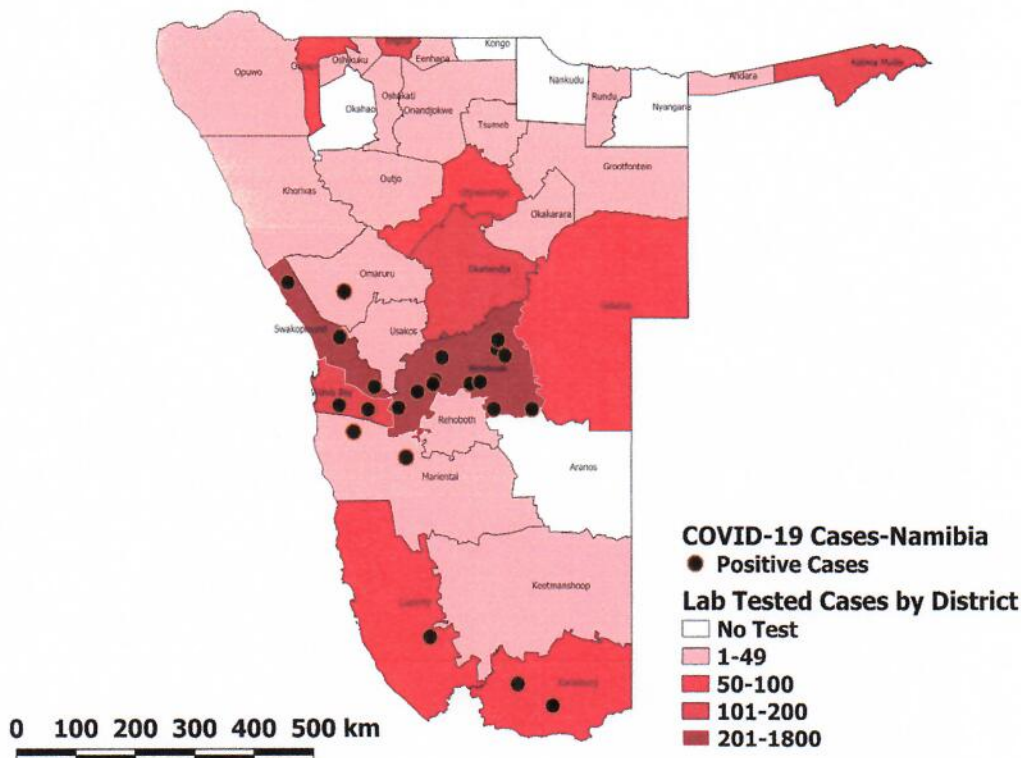


Figure 3: Suspected and confirmed COVID-19 cases in Namibia per District, 31 May 2020

#### 4. PUBLIC HEALTH ACTION / RESPONSE INTERVENTIONS AND SURVEILLANCE

- **Case definitions as of 20 March 2020:**

**Suspected case:**

A. A patient with acute respiratory illness (fever and at least one sign/symptom of respiratory disease, e.g., cough, shortness of breath), AND a history of travel to or residence in a location reporting community transmission of COVID-19 disease during the 14 days prior to symptom onset; OR

B. A patient with any acute respiratory illness AND having been in contact with a confirmed or probable COVID-19 case in the last 14 days prior to symptom onset; OR

C. A patient with severe acute respiratory illness (fever and at least one sign/symptom of respiratory disease, e.g., cough, shortness of breath; AND

requiring hospitalization) AND in the absence of an alternative diagnosis that fully explains the clinical presentation.

**Probable case:** A suspect case for whom testing for COVID-19 is inconclusive. Inconclusive being the result of the test reported by the laboratory

**Confirmed case:** A person with laboratory confirmation of COVID-19 infection, irrespective of clinical signs and symptoms

- **Active surveillance working case definition as of 20 April 2020**

A patient diagnosed with Upper/Lower Respiratory Infection (Mild or Severe) presenting any of the following signs and symptoms: cough, sore throat, fever, chills, myalgia/body pains or shortness of breath in the past 7 days.

- ***Surveillance activities***

- Call centre continue operations for 24 hours every day; **804** calls answered at the hotline today (31.05.2020) and **10** alerts investigated.
- Data entry is ongoing, realtime data dashboard will be launched on 1 June 2020.
- Active case search in all regions is ongoing.
- Contact tracing and monitoring is ongoing (**see Table 1**).
- People under mandatory quarantine are being monitored daily (**see Table 2**) and are being tested on day 12 before release on day 15 if they test negative.
- Plans are underway to conduct online Data management training early June.

### **Contact tracing Summary**

As of 31 May 2020, for the 25 confirmed cases, a total number of 380 contacts have been identified. Two hundred and Sixty (260) contacts have completed their 14 days of follow up and 107 are still active and being monitored daily for 14 days (**Table 1**).

*Table 1: National contacts tracing summary for COVID-19 as of 31 May 2020*

Variables	High	Medium	Low	Total
Total Number of contacts listed for follow up (potential)	119	76	199	394
Total Number of contacts identified (cumulative)	119	76	183	378
Total number of Contacts never reached	0	0	16	16
© Total Number of contacts lost to follow up	0	2	5	7
Total Number of contacts that developed signs & symptoms	25	9	9	43
Total Number of contacts that tested positive (became cases)	3	1	0	4
Number of active contacts monitored/followed in the last 24hrs	42	19	46	107
Total number of Contacts completed 14-days follow up	71	57	132	260

© Seven contacts are lost to follow up, all are non-Namibians and have travelled back to their countries of origin.

As of 31 May 2020, a total of **2122** persons who came into the country have been put into supervised quarantine facilities around the country. Of the 2122, **1488** have been discharged and **634** are currently quarantined (**Table 2**)

*Table 2: Number of people in mandatory quarantine facilities as of 31 May 2020*

Region	Newly quarantined 24hrs	Cumulative number of people	Number of people discharged	Number of people in quarantine now
Kunene	0	52	42	10
Omaheke	4	61	55	6
Kavango	0	13	4	9
Omusati	0	83	75	8
Oshana	0	18	8	10
Ohangwena	23	161	122	39
Hardap	0	134	116	18
Otjozondjupa	0	298	215	83
Khomas	28	599	330	269
Zambezi	3	300	263	37
//Karas	0	280	189	91
Erongo	0	101	48	53
Oshikoto	0	22	21	1
<b>Total</b>	<b>58</b>	<b>2122</b>	<b>1488</b>	<b>634</b>

*Table 3. Distribution of truck drivers who came into Namibia from neighboring countries and their destination regions on 31 May 2020.*

Destination	Country of departure					Total
	South Africa	Zambia	Botswana & RSA*	DRC	Angola	
Karas	44	0	0	0	0	44
Khomas	108	1	7	0	0	116
Oshana	3	0	2	0	0	5
Otjozondjupa	13	0	2	0	0	15
Kavango	1	0	0	0	0	1
Ohangwena	3	0	5	0	0	8
Hardap	3	0	0	0	0	3
Kunene	0	0	0	0	0	0
Omaheke	3	0	0	0	0	3
Omusati	1	0	1	0	0	2
Oshikoto	3	0	1	0	0	4
Zambezi	0	0	0	0	0	0
Erongo	17	29	15	0	0	61
<b>Total</b>	<b>199</b>	<b>30</b>	<b>33</b>	<b>0</b>	<b>0</b>	<b>262</b>

*\*A total of 33 truck drivers came into the country via Buitepos from Botswana and South Africa. The reports from the regions came combined as such.*

#### LABORATORY INVESTIGATIONS

- As of 31 May 2020, a total of **3970** (including **185 re-tests**) COVID-19 specimens were tested in the two laboratories (NIP and Path Care) as per table 5 below:

*Table 5: COVID-19 specimens recorded at NIP and Path care Laboratories as of 31 May 2020*

Variables	Laboratory			Total
	NIP	Path care	South Africa	
Total sample received by the Laboratory	3002	1034	-	4036
<b>Total sample tested</b>	<b>2783</b>	<b>1002</b>	-	<b>3785</b>
Total sample re-tested	161	24	-	185
Total results positive	18	6	*1	25
Total results negative	2765	996	-	3761
Total sample discarded	58	8	-	66
Total results pending	0	0	-	0
Total results inconclusive/indeterminate	0	0	-	0
Total new suspected cases in last 24 hours	178	107	-	285

*\*1 Patient specimen collected and tested in South Africa, he travelled back before results came out*

## **COUNTRY COORDINATION, PLANNING AND MONITORING**

- Continues to attend the IM Briefing Meetings and agreed to hold regular meetings with the IM. The team proposed that:
  - The National level consider urgent deployment of an integrated team of technical experts to the following priority border regions (Erongo, Karas, Hardap, Zambezi, Omaheke, Kavango, Oshana, Oshana-Namaland, Oshana-Namaland, Kunene).
  - An integrated team of technical experts should be representative of the key pillars – IPC/Case Management, Coordination, RCCE, Psychosocial support, PoE as well as Surveillance/RRT.

## **CASE MANAGEMENT:**

- Out of the 25 cumulative confirmed cases, 16 have recovered after testing negative twice for COVID-19 at 48 hours' interval.
- Of the 9 active cases, 1 is still in ICU but in a stable condition, 1 has mild symptoms and the other 7 are asymptomatic.

## **INFECTION PREVENTION AND CONTROL:**

- IPC activities are on going including distribution of PPE according to Regional plans .

## **LOGISTICS.**

- Facilitation of the allocation of quarantine facilities in the country and transportation for discharged people from quarantine facilities is ongoing.
- Provision of commodities' specifications and verification for procurement is being done regularly.
- Distribution of PPEs to the regions

## **POINTS OF ENTRY:**

- Screening and inspection of incoming travellers and trucks at points of entry and check points is ongoing
- SOP for management and monitoring of cross border road transport at designated Points of Entry and COVID-19 checkpoints finalised



## **RISK COMMUNICATION AND COMMUNITY ENGAGEMENT:**

- The COVID-19 Communication Center continues to update the public on the status of the outbreak, the impact on different sectors and address rumours around COVID-19.
- Flyers on COVID-19 facts have been translated into 8 local languages, and a total of 110 000 copies have been printed and they are being distributed to schools.

## **PSYCHOSOCIAL SUPPORT SERVICES:**

- Continuous provision of health education, psychosocial support services, as well as food to people in need of shelter.


## **5. CHALLENGES:**

- Inadequate isolation units at health facilities in the regions.
- Insufficient PPE and swabs for sample collection from suspected cases identified through active case search in some districts.
- Inadequate nasopharyngeal swabs and appropriate transport media.
- Karasburg district is experiencing a shortage of Port Health staff.

## **6. RECOMMENDATIONS AND WAY FORWARD:**

- Establish fully equipped isolation units at health facilities in the regions.
- Logistics pillar to continue with the procurement and distribution of sufficient PPE to the regions to ensure that response is not interrupted.
- NIP to continue sourcing for swabs and appropriate transport media for all districts.
- //Kharas region should motivate for new Port Health staff

Approved:

  
\_\_\_\_\_  
Incident Manager  
Date: 31 May 2020

  
\_\_\_\_\_  
Secretariat