



Ministry of Health and Social Services
Republic of Namibia

NAMIBIA COVID-19 SITUATION REPORT NO. 133			
Outbreak Name	COVID-19 outbreak	Country affected	Namibia
Date & Time of this report	29.07.2020 21:00 hrs	Investigation start Date	13 March 2020
Prepared by	Surveillance Team		

HIGHLIGHTS/SITUATION UPDATE (29/07/2020)

Total	Today
Tested 26290	Tested 317
Confirmed 2052	Confirmed 66
Active 1878	Active 1878
Recovered 164	Recovered 60
Death 10	Death 1

- ⊙ The country is in Stage 4 of the State of Emergency (29 June 2020 -17 September 2020)
- ⊙ Walvis Bay, Swakopmund, and Arandis Local Authority Areas in Erongo region will remain in Stage 3 (from 07 July 2020 until 23h59 of 03 August 2020).

Table 1: Distribution of confirmed COVID-19 cases by region, 29 July 2020

- ⊙ Khomas region has recorded its first fatality today (29/07/2020).
- ⊙ Today (29/07/2020), **60** recoveries have been recorded; Erongo (58) and Oshana (2).
- ⊙ To-date, **37** Health Care Workers have tested positive for COVID-19,.
- ⊙ Cumulatively, **1981 (96.5%)** cases are local transmissions while **71 (3.5%)** are imported.
- ⊙ There is evidence of a clustered community transmission in Erongo region (Table 1)
- ⊙ Up to **1210** confirmed cases in Erongo region are still to be placed in isolation facilities.
- ⊙ More male cases **1200 (58.5%)** were recorded compared to female cases **852 (41.5%)**.

Region	Total No. of cases	Active cases	Recovered	Death	Health Care Workers
Erongo	1870	1730	131	9	24
Hardap	8	4	4	0	0
//Karas	33	28	5	0	1
Kavango East	2	2	0	0	0
Khomas	102	81	20	1	8
Kunene	1	1	0	0	0
Oshana	9	8	1	0	0
Erongo	2	2	0	0	0
Oshana	9	7	2	0	1
Oshikoto	2	2	0	0	1
Otjozondjupa	8	8	0	0	0
Zambezi	6	5	1	0	2
Total	2052	1878	164	10	37

- ⊙ Twelve (12) of the 14 regions have reported confirmed cases; with Erongo reporting the highest **1870 (91.1%)** followed by Khomas **102 (5.0%)**.

EPIDEMIOLOGICAL SITUATION IN NAMIBIA

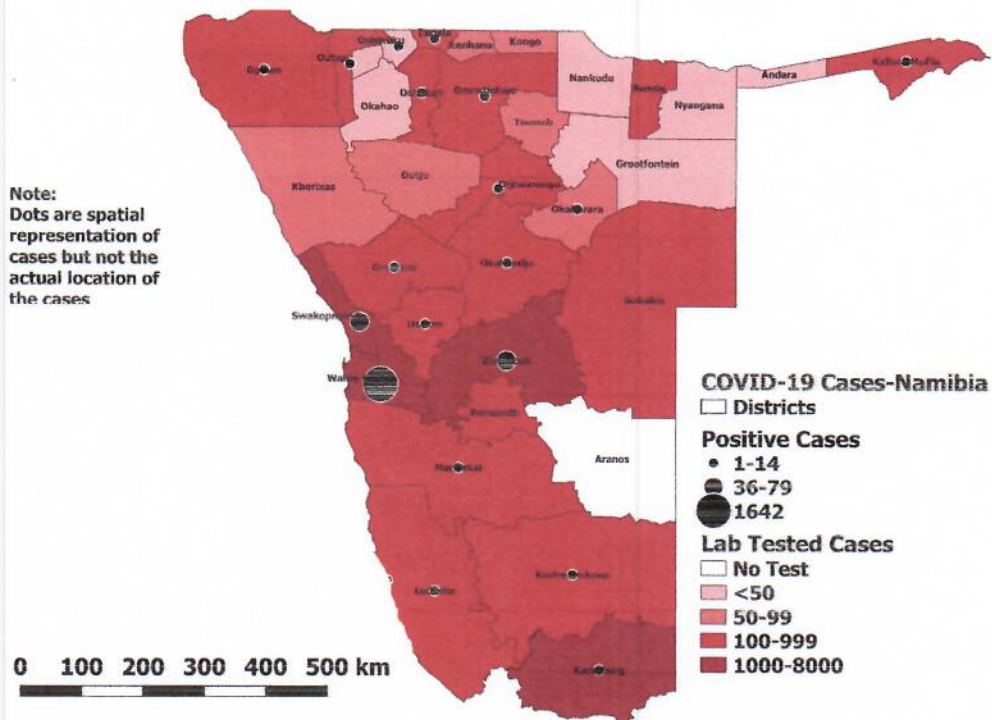


Table 2: COVID-19 specimen recorded at NIP & Path care Laboratories 29 July 2020

Variables	Laboratory			Total
	NIP	Path care	South Africa	
Total sample received by the Laboratory	20143	6267	-	26410
Total sample tested	17725	6027	-	23752
Total sample re-tested	2308	230	-	2538
Total positive results	1342	709	1	2052
Total negative results	16383	5318	-	21701
Total sample discarded	68	8	-	76
Invalid results	1	0	-	1
Total pending results	41	0	-	41
Suspected cases in 24 hours	266	51	-	317

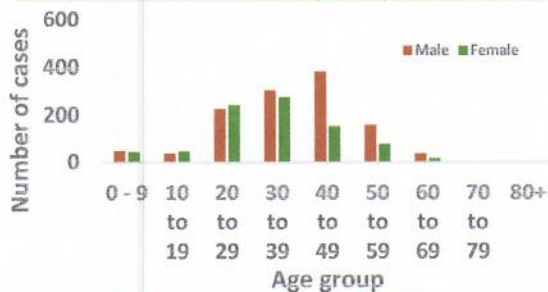


Figure 2: Age and sex distribution of COVID-19 confirmed cases, 29 July 2020

- ⊙ To date, **26290** tests have been conducted by NIP & Path-Care laboratories (including **2538** re-tests).
- ⊙ Since the beginning of the outbreak, **5159** contacts of confirmed cases have been identified, **251** new contacts were identified within the last 24 hours.
- ⊙ Cumulatively, **1458** contacts have completed their 14 days of follow up, while **1219** out of **3406** active contacts were monitored today.

- ⊙ The most affected ages are within 20 and 49 years **1585 (77.2%)**.
- ⊙ Those aged 60 and above constitute **56 (2.7%)** of those affected.

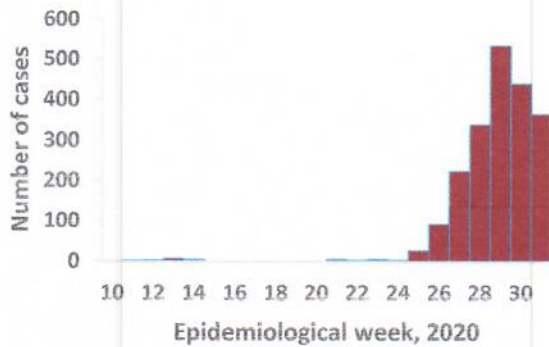


Figure 3: Epi-curve for confirmed COVID-19 cases 29 July 2020

Namibia has recorded **2052** COVID-19 cases since 13 March 2020. Up to **534 (26.0%)** of the total cases were recorded during week 29 (Figure 3).

- A high number of cases were recorded in the past three weeks as a result of:
 - Spread of local transmission in Walvis Bay district
 - Enhanced Active Case Search and testing, averaging 300 tests daily in the past weeks.
- Call centre continues operation for 24 hours daily. Today, **1319** calls were answered including **25** alerts.

Table 3: Number of people in mandatory quarantine facilities, 29 July 2020

Region	Newly quarantined 24 hours	Cumulative number	Number discharged	Number in quarantine now
Erongo	199	1606	822	784
Hardap	23	303	269	34
Kavango	6	150	102	48
Khomas	20	1509	1279	230
//Kharas	0	706	533	173
Kunene	4	174	119	55
Ohangwena	0	333	308	25
Omaheke	0	216	189	27
Omusati	0	151	127	24
Oshana	1	140	121	19
Oshikoto	6	114	89	25
Otjozondjupa	0	492	416	76
Zambezi	0	539	472	67
Total	259	6433	4846	1587

- Since March 2020, **6433** people have been placed into supervised quarantine facilities around the country.
- A total of **1587** people are currently in quarantine with **259** new admissions in the past 24 hours.
- Since March 2020, **123** people who were in quarantine have tested positive for COVID-19.

Table 4: Distribution of truck drivers coming into Namibia from neighbouring countries and destination regions on 29 July 2020

Destination	Country of departure						Total
	RSA	Zimbabwe	Botswana	Angola	DRC	Zambia	
//Kharas	80	0	0	1	0	0	81
Khomas	164	0	8	4	0	3	179
Omusati	0	0	0	0	0	0	0
Oshana	22	0	0	3	0	1	26
Otjozondjupa	25	0	2	3	0	1	31
Kavango	2	0	0	0	0	0	2
Ohangwena	6	0	0	3	0	0	9
Hardap	4	0	0	0	0	0	4
Kunene	1	0	0	0	0	0	1
Omaheke	4	0	0	0	0	0	4
Oshikoto	7	0	0	0	0	0	7
Zambezi	1	0	0	0	0	0	1
Erongo	28	0	4	1	0	21	54
Total	344	0	14	15	0	26	399

- A total of **399** trucks entered the country through various ground crossing points in the last 24 hours.
- Of these trucks, **44.9%** were heading to Khomas, **20.3%** to //Kharas while **13.5%** were heading to Erongo region.

PUBLIC HEALTH ACTION

- ⊙ National level continues to support the regions
- ⊙ Regions have enhanced social mobilization on COVID-19
- ⊙ Targeted testing in Walvis Bay is ongoing
- ⊙ Regions have intensified surveillance on travellers from high risk areas for early case detection


CHALLENGES

- ⊙ Inadequate Human resources in the regions
- ⊙ Inadequate ICU facilities and ICU equipment in the regions
- ⊙ Inadequate isolation units, at health facilities in the regions.
- ⊙ Inadequate PPE
- ⊙ Inadequate nasopharyngeal swabs and appropriate transport media.

RECOMMENDATIONS


- ⊙ The Ministry to fast track the appointment of critical positions for the response in the regions
- ⊙ Provision of fully equipped ICU facilities in the regions.
- ⊙ Establish fully equipped isolation units at health facilities in the regions.
- ⊙ Logistics pillar to continue with the procurement and distribution of sufficient PPE to the regions to ensure that response is not interrupted.
- ⊙ NIP to continue sourcing for swabs and appropriate transport media.


Approved:



Incident Manager
Date: 29 July 2020


Secretariat

For enquiries, please contact
Namibia Public Health Emergency Operations Centre;

 PHEOC@mhss.gov.na

 0800 100 100

 0851 100 100