



Ministry of Health and Social Services
Republic of Namibia

| NAMIBIA COVID-19 SITUATION REPORT NO. 132 | | | |
|---|-------------------------|--------------------------|---------------|
| Outbreak Name | COVID-19 outbreak | Country affected | Namibia |
| Date & Time of this report | 28.07.2020 21:00 hrs | Investigation start Date | 13 March 2020 |
| Prepared by | Surveillance Team | | |

HIGHLIGHTS/SITUATION UPDATE (28/07/2020)

| Total | Today |
|-----------------------|---------------------|
| Tested 25298 | Tested 78 |
| Confirmed 1986 | Confirmed 69 |
| Active 1873 | Active 1873 |
| Recovered 104 | Recovered 0 |
| Death 9 | Death 1 |

- ⊙ The country is in Stage 4 of the State of Emergency (29 June 2020 -17 September 2020)
- ⊙ Walvis Bay, Swakopmund, and Arandis Local Authority Areas in Erongo region will remain in Stage 3 (from 07 July 2020 until 23h59 of 03 August 2020).

Dashboard information can be accessed at: <https://cutt.ly/Covid-19-situation-Namibia>

- ⊙ One fatality has been recorded today (28/07/2020).
- ⊙ To-date, **36** Health Care Workers have tested positive for COVID-19.
- ⊙ Cumulatively, **1915 (96.4%)** cases are local transmissions while **71 (3.6%)** are imported.
- ⊙ There is evidence of a clustered community transmission in Erongo region (Table 1)
- ⊙ Up to **1158** confirmed cases in Erongo region are still to be placed in isolation facilities.
- ⊙ More male cases **1101 (55.3%)** were recorded compared to female cases **811 (40.8%)**

Table 1: Distribution of confirmed COVID-19 cases by region, 28 July 2020

| Region | Total No. of cases | Active cases | Recovered | Death | Health Care Workers |
|--------------|--------------------|--------------|------------|----------|---------------------|
| Erongo | 1818 | 1736 | 73 | 9 | 23 |
| Hardap | 8 | 4 | 4 | 0 | 0 |
| //Kharas | 33 | 28 | 5 | 0 | 1 |
| Kavango East | 2 | 2 | 0 | 0 | 0 |
| Khomas | 88 | 68 | 20 | 0 | 8 |
| Kunene | 1 | 1 | 0 | 0 | 0 |
| Ohangwena | 9 | 8 | 1 | 0 | 0 |
| Omusati | 2 | 2 | 0 | 0 | 0 |
| Oshana | 9 | 9 | 0 | 0 | 1 |
| Oshikoto | 2 | 2 | 0 | 0 | 1 |
| Otjozondjupa | 8 | 8 | 0 | 0 | 0 |
| Zambezi | 6 | 5 | 1 | 0 | 2 |
| Total | 1986 | 1873 | 104 | 9 | 36 |

- ⊙ Twelve (12) of the 14 regions have reported confirmed cases; with Erongo reporting the highest **1818 (91.5%)** followed by Khomas **88 (4.4%)**.

EPIDEMIOLOGICAL SITUATION IN NAMIBIA

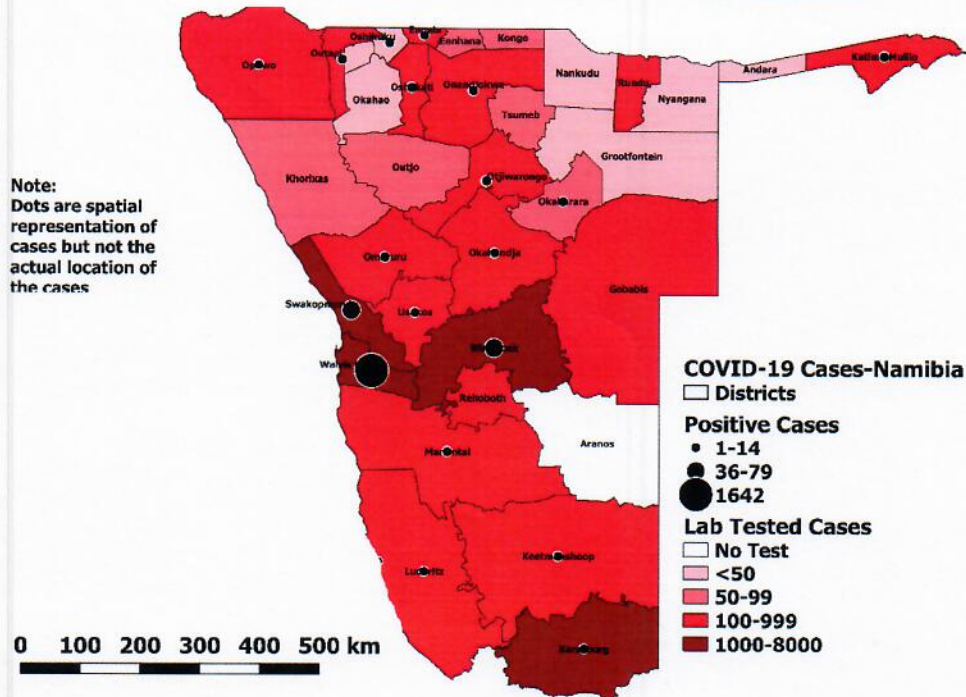


Figure 1: Distribution of suspected and confirmed COVID-19 cases in Namibia by District, 28 July 2020

Table 2: COVID-19 specimen recorded at NIP & Path care Laboratories 28 July 2020

| Variables | Laboratory | | | Total |
|---|------------|-----------|--------------|-------|
| | NIP | Path care | South Africa | |
| Total sample received by the Laboratory | 19202 | 6216 | - | 25418 |
| Total sample tested | 16853 | 5987 | - | 22840 |
| Total sample re-tested | 2239 | 219 | - | 2458 |
| Total positive results | 1316 | 669 | 1 | 1986 |
| Total negative results | 15537 | 5318 | - | 20855 |
| Total sample discarded | 68 | 8 | - | 76 |
| Invalid results | 1 | 0 | - | 1 |
| Total pending results | 41 | 0 | - | 41 |
| Suspected cases in 24 hours | 45 | 33 | - | 78 |

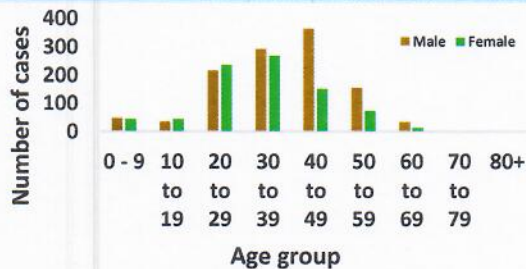


Figure 2: Age and sex distribution of COVID-19 confirmed cases, 28 July 2020

- To date, **25298** tests have been conducted by NIP & Path-Care laboratories (including **2458** re-tests).
- Since the beginning of the outbreak, **4907** contacts of confirmed cases have been identified, **224** new contacts were identified within the last 24 hours.
- Cumulatively, **1444** contacts have completed their 14 days of follow up, while **1086** out of **3174** active contacts were monitored today.

- The most affected ages are within 20 and 49 years **1533 (77.2%)**.
- Those aged 60 and above constitute **53 (2.7%)** of those affected.

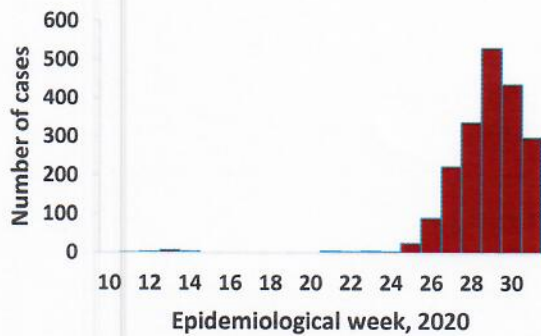


Figure 3: Epi-curve for confirmed COVID-19 cases 28 July 2020

Namibia has recorded **1986** COVID-19 cases since 13 March 2020. Up to **534 (26.9%)** of the total cases were recorded during week 29 (Figure 3).

- A high number of cases were recorded in the past three weeks as a result of:
 - Spread of local transmission in Walvis Bay district
 - Enhanced Active Case Search and testing, averaging 300 tests daily in the past weeks.
- Call centre continues operation for 24 hours daily. Today, **1230** calls were answered including **24** alerts.

Table 3: Number of people in mandatory quarantine facilities, 28 July 2020

| Region | Newly quarantined 24 hours | Cumulative number | Number discharged | Number in quarantine now |
|--------------|----------------------------|-------------------|-------------------|--------------------------|
| Erongo | 0 | 1407 | 709 | 698 |
| Hardap | 3 | 280 | 269 | 11 |
| Kavango | 0 | 144 | 101 | 43 |
| Khomas | 16 | 1489 | 1269 | 220 |
| //Kharas | 0 | 706 | 533 | 173 |
| Kunene | 3 | 170 | 116 | 54 |
| Ohangwena | 0 | 333 | 308 | 25 |
| Omaheke | 0 | 216 | 189 | 27 |
| Omusati | 3 | 151 | 124 | 27 |
| Oshana | 0 | 139 | 121 | 18 |
| Oshikoto | 0 | 108 | 88 | 20 |
| Otjozondjupa | 23 | 492 | 416 | 76 |
| Zambezi | 0 | 539 | 472 | 67 |
| Total | 48 | 6174 | 4715 | 1459 |

- Since March 2020, **6174** people have been placed into supervised quarantine facilities around the country.
- A total of **1459** people are currently in quarantine with **48** new admissions in the past 24 hours.
- Since March 2020, **123** people who were in quarantine have tested positive for COVID-19.

Table 4: Distribution of truck drivers coming into Namibia from neighbouring countries and destination regions on 28 July 2020

| Destination | Country of departure | | | | | | Total |
|--------------|----------------------|----------|----------|--------|-----|--------|-------|
| | RSA | Zimbabwe | Botswana | Angola | DRC | Zambia | |
| //Kharas | 39 | 0 | 0 | 0 | 0 | 0 | 39 |
| Khomas | 94 | 0 | 13 | 1 | 0 | 0 | 108 |
| Omusati | 0 | 0 | 0 | 0 | 0 | 0 | 0 |
| Oshana | 13 | 0 | 1 | 0 | 0 | 0 | 14 |
| Otjozondjupa | 20 | 0 | 12 | 0 | 0 | 4 | 36 |
| Kavango | 1 | 0 | 0 | 0 | 0 | 0 | 1 |
| Ohangwena | 12 | 0 | 0 | 2 | 0 | 0 | 14 |
| Hardap | 2 | 0 | 0 | 0 | 0 | 0 | 2 |
| Kunene | 2 | 0 | 0 | 0 | 0 | 0 | 2 |
| Omaheke | 3 | 0 | 0 | 0 | 0 | 0 | 3 |
| Oshikoto | 6 | 0 | 0 | 1 | 0 | 0 | 7 |
| Zambezi | 0 | 0 | 0 | 0 | 0 | 0 | 0 |
| Erongo | 17 | 0 | 12 | 0 | 0 | 55 | 84 |
| Total | 209 | 0 | 38 | 4 | 0 | 59 | 310 |

- A total of **310** trucks entered the country through various ground crossing points in the last 24 hours.
- Of these trucks, **34.8%** were heading to Khomas, **27.1%** to Erongo while **12.6%** were heading to //Kharas region.

PUBLIC HEALTH ACTION

- ⊙ National level continues to support the regions
- ⊙ Regions have enhanced social mobilization on COVID-19
- ⊙ Targeted testing in Walvis Bay is ongoing
- ⊙ Regions have intensified surveillance on travellers from high risk areas for early case detection


CHALLENGES

- ⊙ Inadequate Human resources in the regions
- ⊙ Inadequate ICU facilities and ICU equipment in the regions
- ⊙ Inadequate isolation units, at health facilities in the regions.
- ⊙ Inadequate PPE
- ⊙ Inadequate nasopharyngeal swabs and appropriate transport media.

RECOMMENDATIONS


- ⊙ The Ministry to fast track the appointment of critical positions for the response in the regions
- ⊙ Provision of fully equipped ICU facilities in the regions.
- ⊙ Establish fully equipped isolation units at health facilities in the regions.
- ⊙ Logistics pillar to continue with the procurement and distribution of sufficient PPE to the regions to ensure that response is not interrupted.
- ⊙ NIP to continue sourcing for swabs and appropriate transport media.

Approved:



Incident Manager


Date: 28 July 2020




Secretariat

For enquiries, please contact
Namibia Public Health Emergency Operations Centre;

 PHEOC@mhss.gov.na

 0800 100 100

 0851 100 100