



NAMIBIA COVID-19 SITUATION REPORT NO. 161			
Outbreak Name	COVID-19 outbreak	Country affected	Namibia
Date & Time of this report	26.08.2020 20:00 hrs	Investigation start Date	13 March 2020
Prepared by	Surveillance Team		

HIGHLIGHTS/SITUATION UPDATE (26/08/2020)

Total	Today
Tested 53418	Tested 542
Confirmed 6712	Confirmed 281
Active 3876	Active 3876
Recovered 2776	Recovered 42
Death 60	Death 1

- The country has been reverted back to Stage 3 of the State of Emergency (12 August 2020-28 August 2020).
- Walvis Bay, Swakopmund and Arandis Local Authority areas in Erongo region are under travel restrictions.
- Windhoek, Okahandja and Rehoboth are all under travel restriction including a curfew (20h00-05h00).

- Cumulatively, **6626 (98.7%)** cases are local transmissions while **86 (1.3 %)** are imported.
- There is evidence of a clustered community transmission in Erongo and Khomas regions (Table 1)
- More male cases **3734 (55.6%)** were recorded compared to female cases **2978 (45.1%)**.
- To-date, **259 (3.8%)** Health Care Workers have tested positive for COVID-19.
 - 186 (71.8 %) State
 - 73 (28.4%) Private
- Today (26/08/2020), **42** recoveries have been recorded from 4 regions.
- One **(1)** fatality was recorded today from Khomas region.
- Cumulatively, **54 (90.0%)** of the fatalities were known to have multiple co-morbidities (Table 3).

Table 1: Distribution of confirmed COVID-19 cases by region, 26 August 2020

Region	Total No. of cases	Active cases	Recovered	Death	Health Care Workers
Erongo	3373	1132	2214	27	50
Hardap	100	70	29	1	9
//Kharas	128	97	30	1	4
Kavango East	26	23	1	2	3
Kavango West	2	2	0	0	0
Khomas	2651	2325	301	25	169
Kunene	4	4	0	0	0
Ohangwena	47	31	15	1	2
Omaheke	34	21	12	1	1
Omusati	27	24	3	0	4
Oshana	124	62	60	2	6
Oshikoto	60	45	15	0	2
Otjozondjupa	98	18	80	0	4
Zambezi	38	22	16	0	5
Total	6712	3876	2776	60	259

- All fourteen (14) regions have reported confirmed cases; with Erongo reporting the highest **3373 (50.3%)** followed by Khomas **2651 (39.5%)**. These two regions are the epicenters for COVID-19.
- Of the total confirmed cases, **2776 (41.5%)** have recovered.

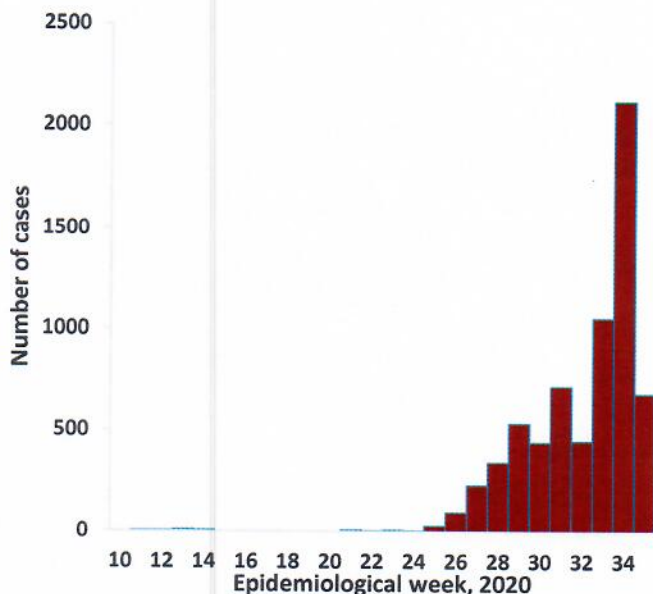


Figure 1: Epi-curve for confirmed COVID-19 cases 26 August 2020

- To date, **53418** tests have been conducted by NIP, Path-Care, NAMDEB, and UNAM laboratories (including **3511** re-tests).
- Since the beginning of the outbreak, **12713** contacts of confirmed cases have been identified, **958** new contacts were identified within the last 24 hours from 8 regions.
- Cumulatively, **4802** contacts have completed their monitoring period, while a total **637** of contacts have tested positive
- Today, **4221 (54.0%)** out of **7813** active contacts were monitored.

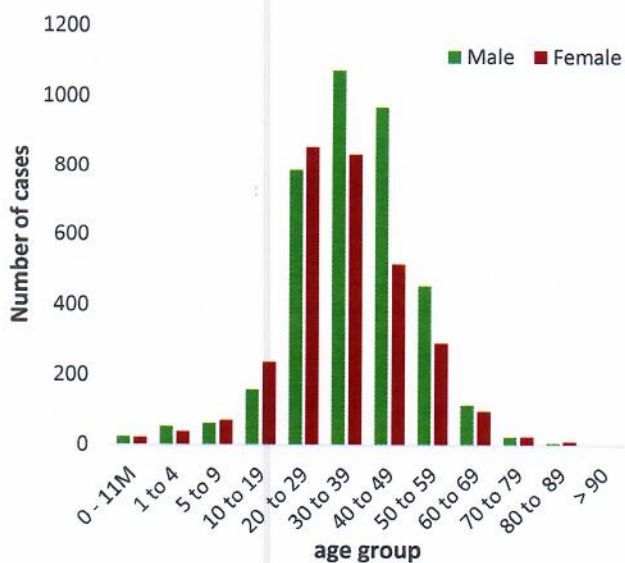


Figure 2: Age and sex distribution of COVID-19 confirmed cases As of 26 August 2020

Namibia has recorded **6712** COVID-19 cases since 13 March 2020. Up to **2123 (31.6%)** of the total cases were recorded during week 34 (Figure 1).

- A high number of cases were recorded in the past six weeks as a result of:
 - Spread of local transmission in Walvis Bay district and Windhoek.
 - Enhanced Active Case Search and targeted testing daily from different districts
 - Enhanced surveillance including active case search in health facilities
- Call center continues operation for 24 hours daily. Today, **1211** calls were answered including **32** alerts.

Table 2: COVID-19 specimen recorded at the Laboratories as of 26 August 2020

VARIABLES	TOTAL
Total sample received by the Laboratory	53536
Total sample tested	49907
Total sample re-tested	3511
Total positive results	6712
Total negative results	43175
Total sample discarded	76
Invalid results	1
Total pending results	41
Indeterminant/Inconclusive	20
Suspected cases in 24 hours (excludes re-tests)	495

- The 20-49 years age- brackets constitute **5032 (75.0%)** of the confirmed cases, followed by a sizable proportion of the 50-59 age group **454 (6.8%)**.
- Among those aged 30-39, a significant proportion of males **1072 (15.9%)** are infected more than females **834 (12.4%)**.
- The under 5 make up **135 (2.0%)** of the total cases.
- Aged 60 years and above constitute **276 (4.1%)** of the confirmed cases.

Table 3: Fatality summary as of 26 August 2020

Region	Cumulative no. of deaths	Death in 24 hours	Cumulative with co-morbidities
Erongo	27	0	24
Hardap	1	0	1
//Kharas	1	0	0
Kavango East	2	0	1
Khomas	24	1	25
Ohangwena	1	0	0
Omaheke	1	0	1
Oshana	2	0	2
Total	60	1	54

Note:
Dots are spatial
representation of
cases but not the

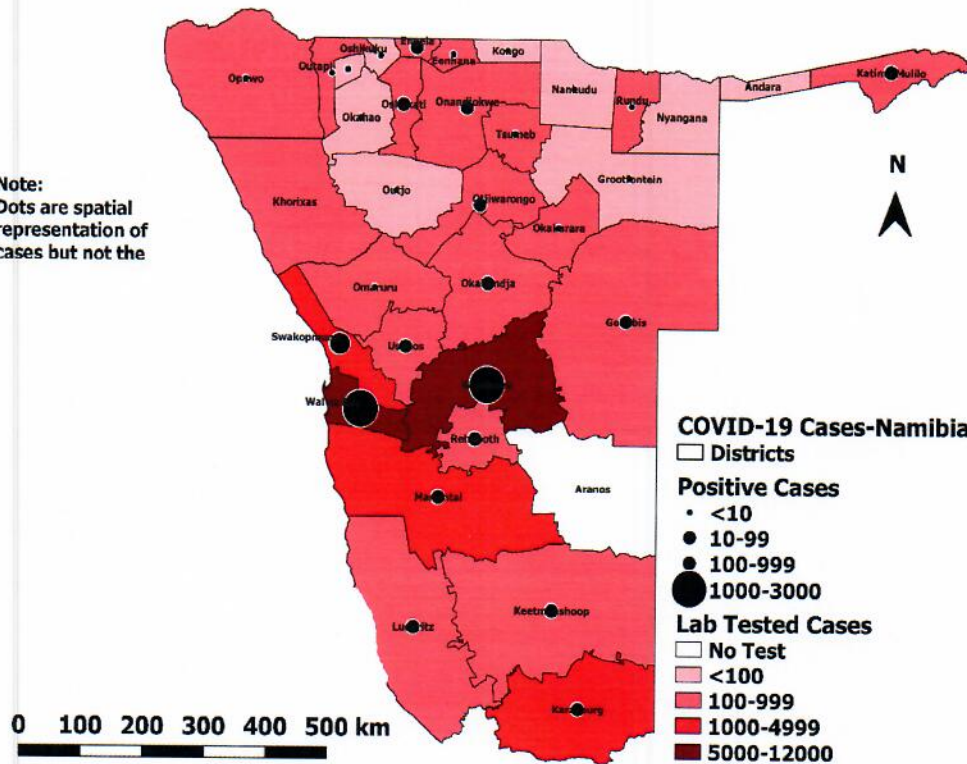


Figure 3: Distribution of suspected and confirmed COVID-19 cases in Namibia by District as of 26 August 2020

Table 4: Number of people in mandatory quarantine facilities, 26 August 2020

Region	Newly quarantined 24 hours	Cumulative number	Number discharged	Number in quarantine now	Truck Drivers (24 Hours)
Erongo	0	1965	1823	142	102
Hardap	8	469	413	56	0
Kavango	0	344	255	89	0
Khomas	0	1924	1592	332	0
//Kharas	0	1229	1072	157	0
Kunene	31	306	218	88	0
Ohangwena	0	423	392	31	0
Omaheke	0	551	482	69	0
Omusati	0	241	212	29	0
Oshana	21	243	190	53	0
Oshikoto	0	464	203	261	0
Otjozondjupa	23	680	598	82	0
Zambezi	0	698	621	77	0
Total	83	9537	8071	1466	102

- Since March 2020, **9537** people have been placed into supervised quarantine facilities around the country.
- A total of **1466** people are currently in quarantine with **83** new admissions in the past 24 hours.

- A total of **225** trucks entered the country through various ground crossing points in the last 24 hours.
- Of these trucks, **81 (36.0%)** were heading to Khomas, **67 (29.8%)** to Erongo while **37 (16.4%)** were heading to //Kharas region.
- The remaining **40 (17.8%)** were heading to the other 8 regions.

Table 5: Distribution of truck drivers coming into Namibia from neighbouring countries and destination regions on 26 August 2020

Destination	Origin						Total
	RSA	Botswana	Angola	Zimbabwe	Tanzania	Zambia	
//Kharas	37	0	0	0	0	0	37
Khomas	74	4	2	0	0	1	81
Omusati	0	0	0	0	0	0	0
Oshana	8	0	0	0	0	0	8
Otjozondjupa	13	4	1	0	0	0	18
Kavango	0	0	0	0	0	0	0
Ohangwena	3	0	1	0	0	0	4
Hardap	2	0	0	0	0	0	2
Kunene	3	0	0	0	0	0	3
Omaheke	1	0	0	0	0	0	1
Oshikoto	3	0	0	0	0	0	3
Zambezi	0	1	0	0	0	0	1
Erongo	7	9	1	1	0	49	67
Total	151	18	5	1	0	50	225

PUBLIC HEALTH ACTION

- Recruitment of local volunteers into the response in the districts and regions is ongoing.
- Continuous support to the regions by the national level.
- Guidelines on COVID-19 exposure in public and work environment issued to the general public.



CHALLENGES

- Large data backlog - awaiting entry into excel data base and DHIS2.
- Inadequate ICU facilities and ICU equipment at referral hospitals and high care units in the districts.
- Inadequate ambulances and isolation units, at health facilities in the regions.

RECOMMENDATIONS


- Fast tracking of efforts to use GoData app and DHIS2.
- Other technical experts from other sectors need to join the healthcare sector in the response.
- Provision of fully equipped ICU facilities at referral hospitals and high care units in the districts.
- Establish fully equipped isolation units at health facilities in the regions.


Approved

PP  
.....
Incident Manager **Secretariat**
26 August 2020

For enquiries, please contact
**Namibia Public Health Emergency Operations
Centre;**

 PHEOC@mhss.gov.na

 0800 100 100

 0851 100 100