



NAMIBIA COVID-19 SITUATION REPORT NO. 171			
Outbreak Name	COVID-19 outbreak	Country affected	Namibia
Date & Time of this report	05.09.2020 20:00 hrs	Investigation start Date	13 March 2020
Prepared by	Surveillance Team		

HIGHLIGHTS/SITUATION UPDATE (05/09/2020)

Total
Tested 68179
Confirmed 8685
Active 4810
Recovered 3786
Death 89

Today
Tested 1409
Confirmed 171
Active 4810
Recovered 143
Death 2

- The entire country will remain in Stage 3 of the State of Emergency (29 August 2020 - 12 September 2020).
- A curfew (20h00-05h00) is applicable nationwide as from 29 August 2020 - 12 September 2020.
- Windhoek, Rehoboth and Okahandja Local Authority Areas are under travel restrictions (29 August 2020 – 12 September 2020)

- A total of **8685** cases have been recorded in a population of approximately 2.5 Million.
- Cumulatively, **8596 (99.0%)** cases are local transmissions while **89 (1.0 %)** are imported.
- More male cases **4702 (54.1%)** were recorded compared to female cases **3983 (45.9%)**.
- To-date, **371 (4.3%)** Health Care Workers (HCWs) have tested positive for COVID-19; increase with **17 new infections** among HCWs in two days since the last report (04/09/2020).
 - 252 (67.9%) State
 - 118 (31.8%) Private
 - 1 (0.3%) NGO
- Today (05/09/2020), **143** recoveries have been recorded from 5 regions; 40 Oshana, 38 //Kharas, 38 Hardap, 18 Oshikoto and 9 Erongo.
- To date Namibia has recorded 89 deaths; an increase with 3 deaths in three days (since 03 of September 2020).

Table 1: Distribution of confirmed COVID-19 cases by region, 05 September 2020

Region	Total No. of cases	Active cases	Recovered	Death	Health Care Workers
Erongo	3578	1239	2308	31	53
Hardap	177	75	98	4	16
//Kharas	212	93	116	3	4
Kavango East	67	64	1	2	10
Kavango West	5	4	0	1	0
Khomas	3965	3002	922	41	247
Kunene	10	10	0	0	0
Ohangwena	93	49	43	1	6
Omaheke	46	14	31	1	1
Omusati	35	23	11	1	5
Oshana	169	40	126	3	8
Oshikoto	91	57	34	0	4
Otjzondjupa	181	100	80	1	10
Zambezi	56	40	16	0	7
Total	8685	4810	3786	89	371

- All fourteen (14) regions have reported confirmed cases; with Khomas reporting the highest **3965 (45.7%)** followed by Erongo **3578 (41.2%)**.
- Khomas region is currently the epicenter of the outbreak.
- Of the total confirmed cases, **3786 (43.6%)** have recovered.
- Cumulatively, **74 (83.1%)** of the fatalities were known to have multiple co-morbidities (Table 2).

Table 2: Fatality summary as of 05 September 2020

Region	Cumulative no. of deaths	Deaths in 24 hours	Cumulative with co-morbidities
Erongo	31	0	28
Hardap	4	0	1
//Kharas	3	1	2
Kavango East	2	0	1
Kavango West	1	0	1
Khomas	41	1	37
Ohangwena	1	0	0
Omaheke	1	0	1
Omusati	1	0	0
Otjzondjupa	1	0	1
Oshana	3	0	2
Total	89	2	74

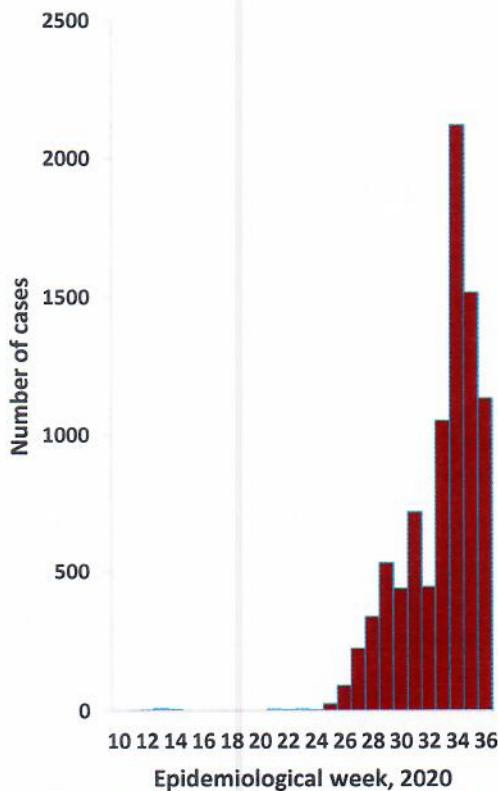


Figure 1: Epi-curve for confirmed COVID-19 cases 05 September 2020

Namibia has recorded **8685** COVID-19 cases since 13 March 2020. Up to **2123 (24.4%)** of the total cases were recorded during week 34 (Figure 1).

- A high number of cases were recorded in the past eight weeks as a result of:
 - Spread of local transmission in the country
 - Enhanced surveillance including active case search.
- Call center continues operation for 24 hours daily. Today, **1298** calls were answered including **8** alerts.

Table 3: COVID-19 specimen recorded at the Laboratories as of 05 September 2020

VARIABLES	TOTAL
Total samples received by the Laboratory	68297
Total samples tested	64132
Total samples re-tested	4047
Total positive results	8685
Total negative results	55423
Total samples discarded	76
Invalid results	1
Total pending results	41
Indeterminant/Inconclusive	24
Suspected cases in 24 hours (excludes re-tests)	1366

- To date, **68179** tests have been conducted by NIP, Path-Care, NAMDEB, and UNAM laboratories (including **4047** re-tests).
- Since the beginning of the outbreak, **16343** contacts of confirmed cases have been identified, **132** new contacts were identified within the last 24 hours from 8 regions.
- Cumulatively, **7293** contacts have completed their monitoring period, while a total **1013 (11.0%)** of the contacts have tested positive
- Today, **5974 (65.0%)** out of **9195** active contacts were monitored.

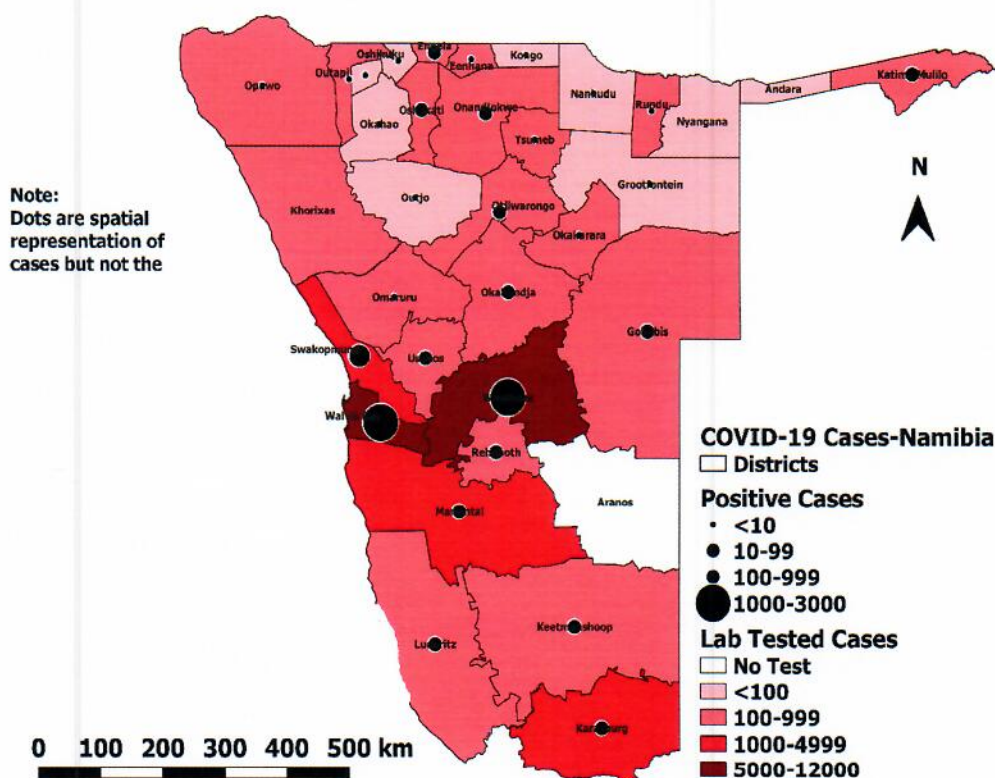


Figure 2: Distribution of suspected and confirmed COVID-19 cases in Namibia by District as of 05 September 2020

- The 20-49 years age- brackets constitute **6418 (73.9%)** of the confirmed cases, while a sizable proportion of the 50-59 age group **946 (10.9%)**.
- Among those aged 30-39, a significant proportion of males **1328 (55.0%)** are infected more than females **1088 (45.0%)**.
- The under 5 make up **190 (2.2%)** of the total cases.
- Aged 60 years and above constitute **338 (3.9%)** of the confirmed cases.

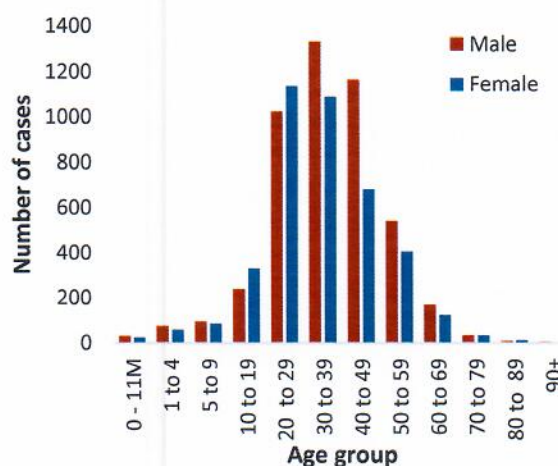


Figure 3: Age and sex distribution of COVID-19 confirmed cases As of 05 September 2020

Table 4: Number of people in mandatory quarantine facilities, 05 September 2020

Region	Newly quarantined 24 hours	Cumulative number	Number discharged	Number in quarantine now	Truck Drivers (24 Hours)
Erongo	0	2329	2031	298	48
Hardap	1	522	453	69	0
Kavango	0	384	348	36	0
Khomas	0	1929	1614	315	0
//Kharas	30	1417	1216	201	0
Kunene	11	367	324	43	0
Ohangwena	0	433	417	16	0
Omaheke	4	714	619	95	0
Omusati	1	258	247	11	0
Oshana	0	268	259	9	0
Oshikoto	0	569	319	250	0
Otjozondjupa	8	713	688	25	0
Zambezi	7	745	700	45	0
Total	62	10648	9235	1413	48

- Since March 2020, **10648** people have been placed into supervised quarantine facilities around the country.
- A total of **1413** people are currently in quarantine with **62** new admissions in the past 24 hours.

Table 5: Distribution of truck drivers coming into Namibia from neighbouring countries and destination regions on 04 September 2020

Destination							Total
	RSA	Botswana	Angola	DRC	Zimbabwe	Zambia	
//Kharas	62	0	0	0	0	0	62
Khomas	129	9	3	0	0	1	142
Omusati	0	0	0	0	0	0	0
Oshana	5	0	0	0	0	0	5
Otjozondjupa	13	8	1	0	0	0	22
Kavango	2	1	0	0	0	0	3
Ohangwena	3	0	1	0	0	0	4
Hardap	5	0	0	0	0	0	5
Kunene	1	0	0	0	0	0	1
Omaheke	1	0	0	0	0	0	1
Oshikoto	0	0	0	0	0	0	0
Zambezi	2	0	0	0	0	0	2
Erongo	10	14	4	5	0	33	66
Total	233	32	9	5	0	34	313

- A total of **313** trucks entered the country through various ground crossing points in the last 24 hours.
- Of these trucks, **142 (45.4%)** were heading to Khomas, **66 (21.1%)** to Erongo while **62 (19.8%)** were heading to //Kharas region.
- The remaining **43 (13.7%)** were heading to the other 8 regions.

PUBLIC HEALTH ACTION

- Recruitment of local volunteers into the response in the districts and regions is ongoing.
- Continuous support to the regions by the national level.
- Public awareness on COVID-19 prevention measures is ongoing


CHALLENGES

- Large data backlog - awaiting entry into excel data base and DHIS2.
- Inadequate ICU facilities and ICU equipment at referral hospitals and high care units in the districts.
- Inadequate ambulances in the regions.
- Inadequate isolation units, at health facilities in the regions.

RECOMMENDATIONS

- Fast tracking of efforts to use GoData app and DHIS2.
- Provision of fully equipped ICU facilities at referral hospitals and high care units in the districts.
- Procurement of ambulances in the regions to ensure prompt response.
- Establish fully equipped isolation units at health facilities in the regions.

Approved




Incident Manager
05 September 2020




Secretariat

For enquiries, please contact
Namibia Public Health Emergency Operations Centre;

 PHEOC@mhss.gov.na

 0800 100 100

 0851 100 100