



Ministry of Health and Social Services
Republic of Namibia



NAMIBIA COVID-19 SITUATION REPORT NO. 160			
Outbreak Name	COVID-19 outbreak	Country affected	Namibia
Date & Time of this report	25.08.2020 20:00 hrs	Investigation start Date	13 March 2020
Prepared by	Surveillance Team		

HIGHLIGHTS/SITUATION UPDATE (25/08/2020)

Total	Today
Tested 52877	Tested 1667
Confirmed 6431	Confirmed 271
Active 3638	Active 3638
Recovered 2734	Recovered 2
Death 59	Death 2

- The country has been reverted back to Stage 3 of the State of Emergency (12 August 2020-28 August 2020).
- Walvis Bay, Swakopmund and Arandis Local Authority areas in Erongo region are under travel restrictions.
- Windhoek, Okahandja and Rehoboth are all under travel restriction including a curfew (20h00-05h00).

- Two (2) fatalities were recorded today from Khomas and Erongo regions.
- Cumulatively, **86.4%** of the fatalities were known to have multiple co-morbidities (Table 3).
- Today (25/08/2020), **2** recoveries have been recorded from Omusati and Hardap regions.
- To-date, **246 (3.8%)** Health Care Workers have tested positive for COVID-19.
 - 176 (2.7%) State
 - 70 (1.1%) Private
- Cumulatively, **6345 (98.7%)** cases are local transmissions while **86 (1.4%)** are imported.
- There is evidence of a clustered community transmission in Erongo and Khomas regions (Table 1)
- More male cases **3581 (55.7%)** were recorded compared to female cases **2850 (44.3%)**.

Table 1: Distribution of confirmed COVID-19 cases by region, 25 August 2020

Region	Total No. of cases	Active cases	Recovered	Death	Health Care Workers
Erongo	3336	1099	2210	27	50
Hardap	94	71	22	1	9
//Kharas	113	82	30	1	3
Kavango East	23	20	1	2	2
Kavango West	2	2	0	0	0
Khomas	2488	2163	301	24	161
Kunene	4	4	0	0	0
Ohangwena	39	23	15	1	0
Omaheke	32	19	12	1	1
Omusati	25	22	3	0	4
Oshana	105	43	60	2	6
Oshikoto	59	58	1	0	2
Otjozondjupa	88	25	63	0	4
Zambezi	23	7	16	0	4
Total	6431	3638	2734	59	246

- All fourteen (14) regions have reported confirmed cases; with Erongo reporting the highest **3336 (51.9%)** followed by Khomas **2488 (38.7%)**. These two regions are the epicenters for COVID-19.
- Of the total confirmed cases, **42.5%** have recovered.

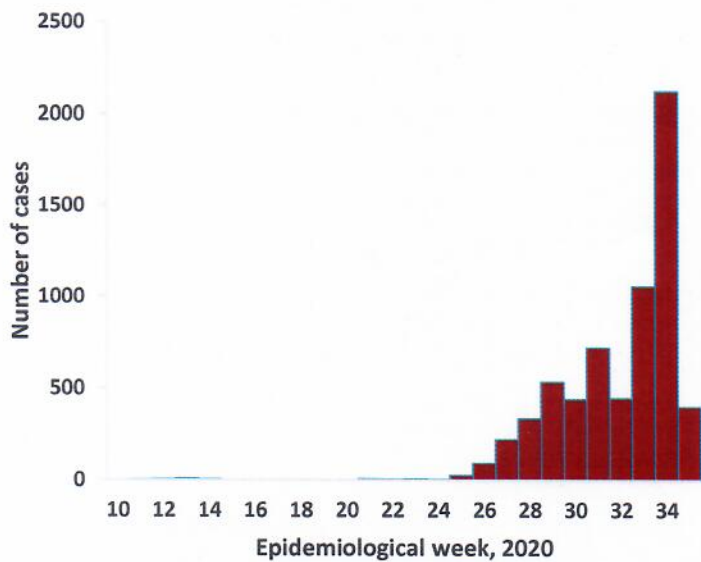


Figure 1: Epi-curve for confirmed COVID-19 cases 25 August 2020

- To date, **52877** tests have been conducted by NIP, Path-Care, NAMDEB, and UNAM laboratories (including **3465** re-tests).
- Since the beginning of the outbreak, **11755** contacts of confirmed cases have been identified, **411** new contacts were identified within the last 24 hours from 8 regions.
- Cumulatively, **4624** contacts have completed their monitoring period, while a total **597** of contacts have tested positive
- Today, **6445 (91.3%)** out of **7061** active contacts were monitored.

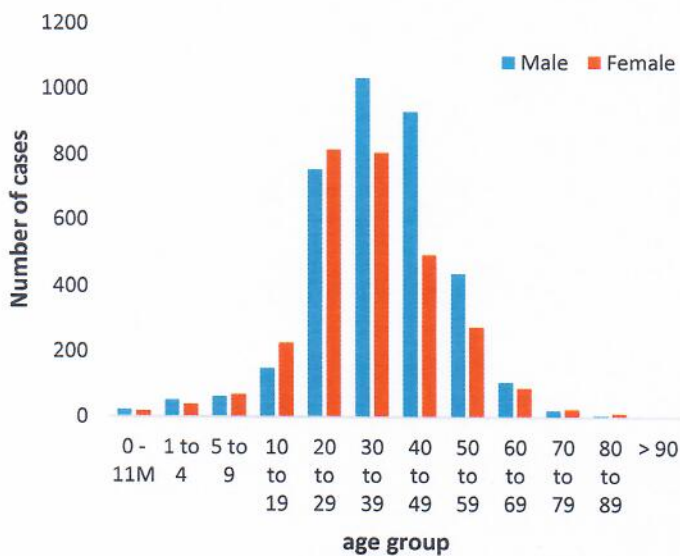


Figure 2: Age and sex distribution of COVID-19 confirmed cases As of 25 August 2020

Namibia has recorded **6431** COVID-19 cases since 13 March 2020. Up to **2123 (33.0%)** of the total cases were recorded during week 34 (Figure 1).

- A high number of cases were recorded in the past six weeks as a result of:
 - Spread of local transmission in Walvis Bay district and Windhoek.
 - Enhanced Active Case Search and targeted testing daily from different districts
 - Enhanced surveillance including active case search in health facilities
- Call center continues operation for 24 hours daily. Today, **1031** calls were answered including **16** alerts.

Table 2: COVID-19 specimen recorded at the Laboratories as of 25 August 2020

VARIABLES	TOTAL
Total sample received by the Laboratory	52995
Total sample tested	49412
Total sample re-tested	3465
Total positive results	6431
Total negative results	42961
Total sample discarded	76
Invalid results	1
Total pending results	41
Indeterminant/Inconclusive	20
Suspected cases in 24 hours (excludes re-tests)	1636

- The 20-49 years age- brackets constitute **75.1%** of the confirmed cases, followed by a sizable proportion of the 50-59 age group (**11.1%**).
- Among those aged 30-39, a significant proportion of males (**16.0 %**) are infected more than females (**2.5 %**).
- The under 5 make up **128 (2.0%)** of the total cases.
- Aged 60 years and above constitute **258 (4.0%)** of the confirmed cases.

Table 3: Fatality summary as of 25 August 2020

Region	Cumulative no. of deaths	Death in 24 hours	Cumulative with co-morbidities
Erongo	27	1	22
Hardap	1	0	1
//Kharas	1	0	0
Kavango East	2	0	1
Khomas	24	1	24
Ohangwena	1	0	0
Omaheke	1	0	1
Oshana	2	0	2
Total	59	2	51

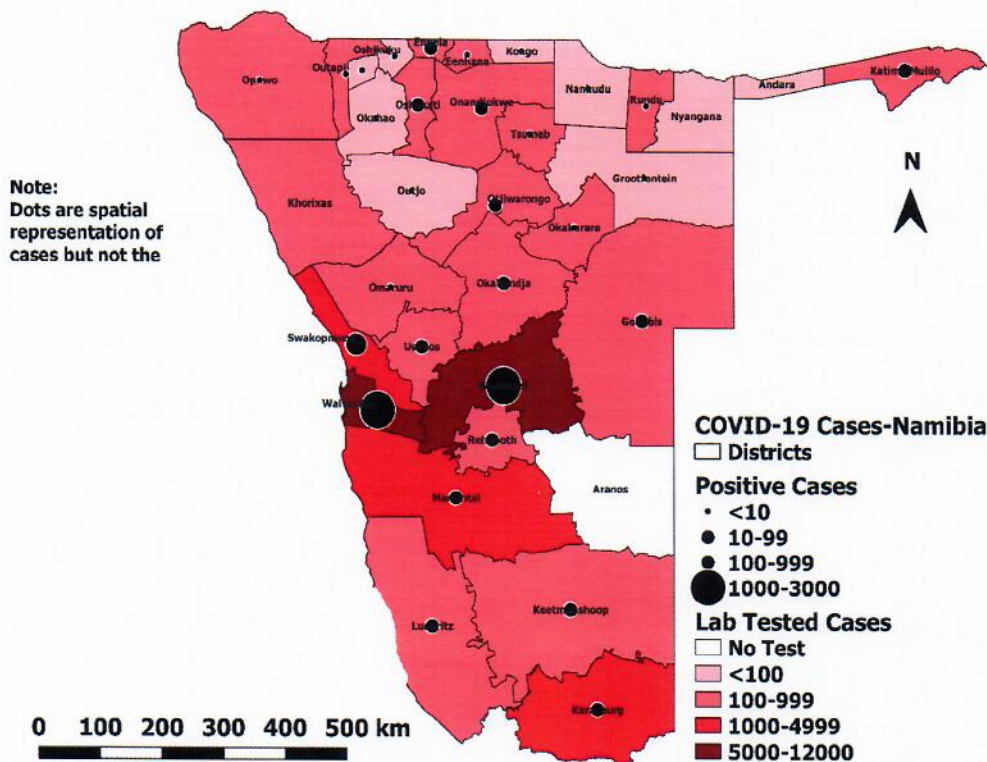


Figure 3: Distribution of suspected and confirmed COVID-19 cases in Namibia by District as of 25 August 2020

Table 4: Number of people in mandatory quarantine facilities, 25 August 2020

Region	Newly quarantined 24 hours	Cumulative number	Number discharged	Number in quarantine now	Truck Drivers (24 Hours)
Erongo	0	1965	1823	142	0
Hardap	3	461	382	79	0
Kavango	2	344	252	92	0
Khomas	15	1924	1592	332	0
//Kharas	0	1229	1072	157	0
Kunene	11	275	215	60	0
Ohangwena	0	423	392	31	0
Omaheke	23	551	482	69	1
Omusati	15	241	205	36	0
Oshana	0	222	192	30	0
Oshikoto	56	464	203	261	0
Otjozondjupa	23	657	598	59	0
Zambezi	7	698	621	77	0
Total	155	9454	8029	1425	1

- Since March 2020, **9454** people have been placed into supervised quarantine facilities around the country.
- A total of **1425** people are currently in quarantine with **155** new admissions in the past 24 hours.

Table 5: Distribution of truck drivers coming into Namibia from neighbouring countries and destination regions on 25 August 2020

Destination	Origin						Total
	RSA	Botswana	Angola	Zimbabwe	Tanzania	Zambia	
//Kharas	63	0	0	0	0	0	63
Khomas	58	31	6	0	0	0	95
Omusati	0	0	0	0	0	0	0
Oshana	6	1	0	0	0	0	7
Otjozondjupa	15	7	1	0	0	0	23
Kavango	0	1	0	0	0	0	1
Ohangwena	2	0	0	0	0	0	2
Hardap	1	0	0	0	0	0	1
Kunene	0	0	0	0	0	0	0
Omaheke	0	1	0	0	0	0	1
Oshikoto	2	1	1	0	0	0	4
Zambezi	1	2	0	0	0	0	3
Erongo	15	27	2	1	0	35	80
Total	163	71	10	1	0	35	280

- A total of **280** trucks entered the country through various ground crossing points in the last 24 hours.
- Of these trucks, **33.9%** were heading to Khomas, **28.6%** to Erongo while **22.5%** were heading to //Kharas region.

PUBLIC HEALTH ACTION

- Recruitment of local volunteers into the response in the districts and regions is ongoing.
- Continuous support to the regions by the national level.
- Guidelines on COVID-19 exposure in public and work environment issued to the general public.


CHALLENGES

- Large data backlog - awaiting entry into excel data base and DHIS2.
- Inadequate ICU facilities and ICU equipment at referral hospitals and high care units in the districts.
- Inadequate ambulances and isolation units, at health facilities in the regions.


RECOMMENDATIONS

- Fast tracking of efforts to use GoData app and DHIS2.
- Other technical experts from other sectors need to join the healthcare sector in the response.
- Provision of fully equipped ICU facilities at referral hospitals and high care units in the districts.
- Establish fully equipped isolation units at health facilities in the regions.

Approved




Incident Manager
25 August 2020




Secretariat

For enquiries, please contact
**Namibia Public Health Emergency Operations
Centre;**

 PHEOC@mhss.gov.na

 0800 100 100

 0851 100 100