



NAMIBIA COVID-19 SITUATION REPORT NO. 162			
Outbreak Name	COVID-19 outbreak	Country affected	Namibia
Date & Time of this report	27.08.2020 20:00 hrs	Investigation start Date	13 March 2020
Prepared by	Surveillance Team		

HIGHLIGHTS/SITUATION UPDATE (27/08/2020)

Total	Today
Tested 54972	Tested 1554
Confirmed 6906	Confirmed 194
Active 4052	Active 4052
Recovered 2789	Recovered 13
Death 65	Death 5

- The country has been reverted back to Stage 3 of the State of Emergency (12 August 2020-28 August 2020).
- Walvis Bay, Swakopmund and Arandis Local Authority areas in Erongo region are under travel restrictions.
- Windhoek, Okahandja and Rehoboth are all under travel restriction including a curfew (20h00-05h00).

- Cumulatively, **6818 (98.7%)** cases are local transmissions while **88 (1.3 %)** are imported.
- There is evidence of a clustered community transmission in Erongo and Khomas regions (Table 1)
- More male cases **3833 (55.5%)** were recorded compared to female cases **3073 (44.5%)**.
- To-date, **270 (3.9%)** Health Care Workers have tested positive for COVID-19.
 - 188 (69.6%) State
 - 81 (30.0 %) Private
 - 1 (0.4%) NGO
- Today (27/08/2020), **13** recoveries have been recorded from 3 regions.
- Five (**5**) fatalities were recorded today from Khomas (4) and Erongo (1) regions.
- Cumulatively, **59 (98.3%)** of the fatalities were known to have multiple co-morbidities (Table 3).

Table 1: Distribution of confirmed COVID-19 cases by region, 27 August 2020

Region	Total No. of cases	Active cases	Recovered	Death	Health Care Workers
Erongo	3400	1158	2214	28	50
Hardap	105	71	33	1	9
//Kharas	132	93	38	1	4
Kavango East	28	25	1	2	5
Kavango West	2	2	0	0	0
Khomas	2792	2462	301	29	177
Kunene	4	4	0	0	0
Ohangwena	53	36	16	1	3
Omaheke	35	22	12	1	1
Omusati	27	24	3	0	4
Oshana	126	64	60	2	6
Oshikoto	61	46	15	0	2
Otjozondjupa	103	23	80	0	4
Zambezi	38	22	16	0	5
Total	6906	4052	2789	65	270

- All fourteen (14) regions have reported confirmed cases; with Erongo reporting the highest **3400 (49.2%)** followed by Khomas **2792 (40.4%)**. These two regions are the epicenters for COVID-19.
- Of the total confirmed cases, **2789 (40.4%)** have recovered.

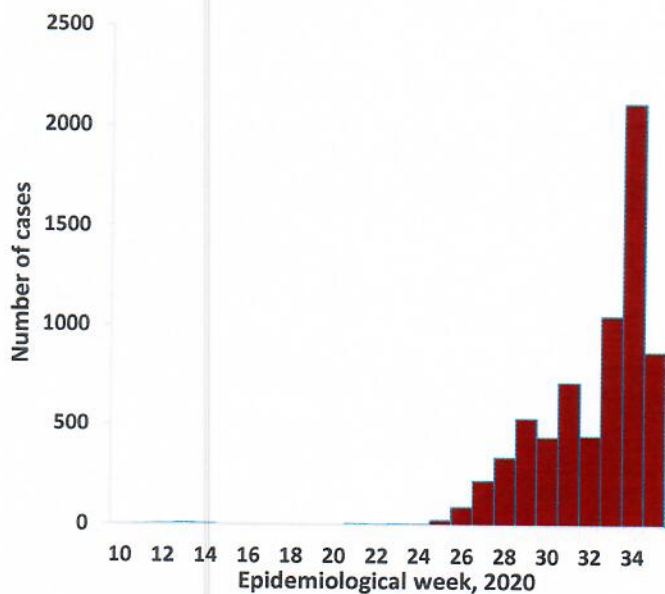


Figure 1: Epi-curve for confirmed COVID-19 cases 27 August 2020

- To date, **54972** tests have been conducted by NIP, Path-Care, NAMDEB, and UNAM laboratories (including **3544** re-tests).
- Since the beginning of the outbreak, **13109** contacts of confirmed cases have been identified, **396** new contacts were identified within the last 24 hours from 8 regions.
- Cumulatively, **5076** contacts have completed their monitoring period, while a total **672 (8.5%)** of the contacts have tested positive
- Today, **4649 (59.1%)** out of **7871** active contacts were monitored.

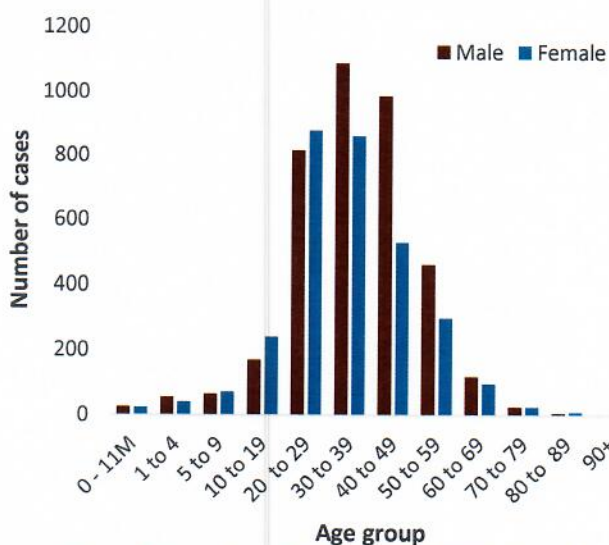


Figure 2: Age and sex distribution of COVID-19 confirmed cases As of 27 August 2020

Namibia has recorded **6906** COVID-19 cases since 13 March 2020. Up to **2123 (30.7%)** of the total cases were recorded during week 34 (Figure 1).

- A high number of cases were recorded in the past six weeks as a result of:
 - Spread of local transmission in Walvis Bay district and Windhoek.
 - Enhanced Active Case Search and targeted testing daily from different districts
 - Enhanced surveillance including active case search in health facilities
- Call center continues operation for 24 hours daily. Today, **1157** calls were answered including **30** alerts.

Table 2: COVID-19 specimen recorded at the Laboratories as of 27 August 2020

VARIABLES	TOTAL
Total sample received by the Laboratory	55090
Total sample tested	51428
Total sample re-tested	3544
Total positive results	6906
Total negative results	44502
Total sample discarded	76
Invalid results	1
Total pending results	41
Indeterminant/Inconclusive	20
Suspected cases in 24 hours (excludes re-tests)	1521

- The 20-49 years age- brackets constitute **5169 (74.8%)** of the confirmed cases, followed by a sizable proportion of the 50-59 age group **763 (11.0%)**.
- Among those aged 30-39, a significant proportion of males **1089 (15.8%)** are infected more than females **864 (12.5%)**.
- The under 5 make up **144 (2.0%)** of the total cases.
- Aged 60 years and above constitute **285 (4.1%)** of the confirmed cases.

Table 3: Fatality summary as of 27 August 2020

Region	Cumulative no. of deaths	Death in 24 hours	Cumulative with co-morbidities
Erongo	28	1	25
Hardap	1	0	1
//Kharas	1	0	0
Kavango East	2	0	1
Khomas	29	4	29
Ohangwena	1	0	0
Omaheke	1	0	1
Oshana	2	0	2
Total	65	5	59

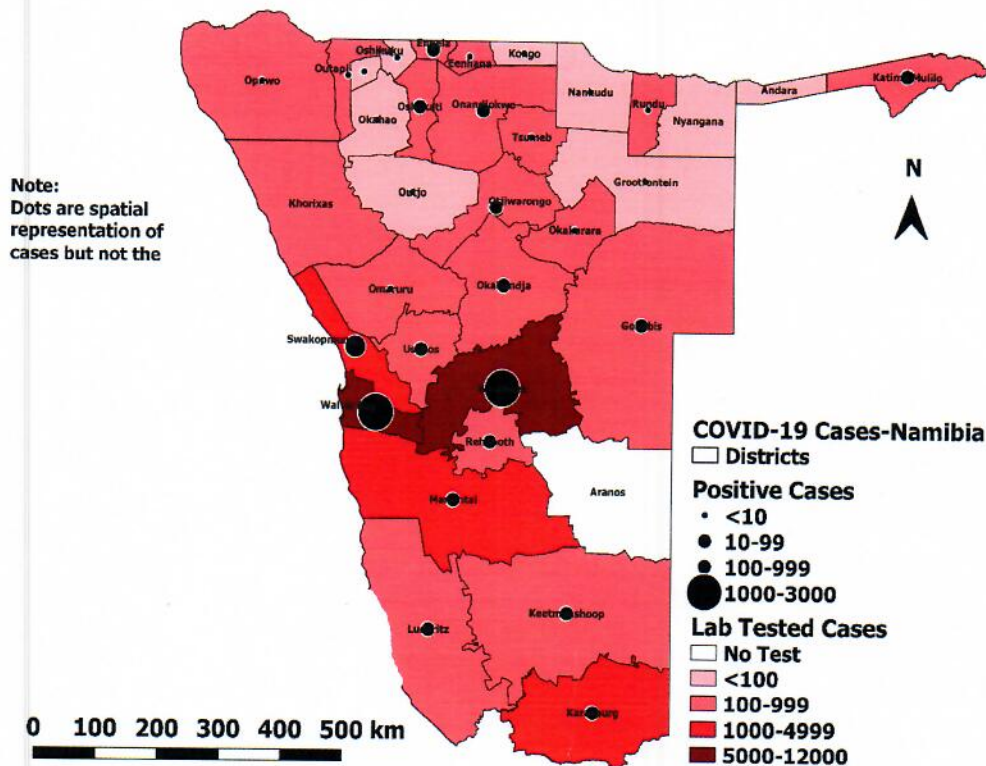


Figure 3: Distribution of suspected and confirmed COVID-19 cases in Namibia by District as of 27 August 2020

Table 4: Number of people in mandatory quarantine facilities, 27 August 2020

Region	Newly quarantined 24 hours	Cumulative number	Number discharged	Number in quarantine now	Truck Drivers (24 Hours)
Erongo	333	2298	1923	375	0
Hardap	8	477	416	61	0
Kavango	0	344	255	89	0
Khomas	5	1929	1614	315	0
//Kharas	3	1232	957	275	1
Kunene	7	313	249	64	0
Ohangwena	0	423	392	31	0
Omaheke	26	577	490	87	0
Omusati	0	241	212	29	0
Oshana	2	245	190	55	0
Oshikoto	32	496	234	262	0
Otjozondjupa	0	680	620	60	0
Zambezi	10	708	645	63	0
Total	426	9963	8197	1766	1

- Since March 2020, **9963** people have been placed into supervised quarantine facilities around the country.
- A total of **1766** people are currently in quarantine with **426** new admissions in the past 24 hours.

- A total of **354** trucks entered the country through various ground crossing points in the last 24 hours.
- Of these trucks, **174 (49.2%)** were heading to Khomas, **96 (27.1%)** to //Kharas while **29 (8.1%)** were heading to //Kharas region.
- The remaining **55 (15.5%)** were heading to the other 8 regions.

Table 5: Distribution of truck drivers coming into Namibia from neighbouring countries and destination regions on 27 August 2020

Destination	Origin						Total
	RSA	Botswana	Angola	Zimbabwe	Tanzania	Zambia	
//Kharas	96	0	0	0	0	0	96
Khomas	161	10	3	0	0	0	174
Omusati	1	1	0	0	0	0	2
Oshana	11	0	0	0	0	0	11
Otjozondjupa	13	10	1	0	0	0	24
Kavango	1	0	0	0	0	0	1
Ohangwena	2	0	0	0	0	0	2
Hardap	5	0	0	0	0	0	5
Kunene	1	0	0	0	0	0	1
Omaheke	2	0	0	0	0	0	2
Oshikoto	4	0	1	0	0	0	5
Zambezi	2	0	0	0	0	0	2
Erongo	14	13	2	0	0	0	29
Total	313	34	7	0	0	0	354

PUBLIC HEALTH ACTION

- Recruitment of local volunteers into the response in the districts and regions is ongoing.
- Continuous support to the regions by the national level.
- Guidelines on COVID-19 exposure in public and work environment issued to the general public.


CHALLENGES

- Large data backlog - awaiting entry into excel data base and DHIS2.
- Inadequate ICU facilities and ICU equipment at referral hospitals and high care units in the districts.
- Inadequate ambulances and isolation units, at health facilities in the regions.

RECOMMENDATIONS

- Fast tracking of efforts to use GoData app and DHIS2.
- Other technical experts from other sectors need to join the healthcare sector in the response.
- Provision of fully equipped ICU facilities at referral hospitals and high care units in the districts.
- Establish fully equipped isolation units at health facilities in the regions.

Approved



Incident Manager

27 August 2020



Secretariat

For enquiries, please contact
Namibia Public Health Emergency Operations Centre;



PHEOC@mhss.gov.na



0800 100 100



0851 100 100