



NAMIBIA COVID-19 SITUATION REPORT NO. 168			
Outbreak Name	COVID-19 outbreak	Country affected	Namibia
Date & Time of this report	02.09.2020 20:00 hrs	Investigation start Date	13 March 2020
Prepared by	Surveillance Team		

**HIGHLIGHTS/SITUATION UPDATE (02/09/2020)**

Total	Today
Tested 63719	Tested 1630
Confirmed 8082	Confirmed 238
Active 4513	Active 4513
Recovered 3483	Recovered 29
Death 86	Death 4

- The entire country will remain in Stage 3 of the State of Emergency (29 August 2020 - 12 September 2020).
- A curfew (20h00-05h00) is applicable nationwide as from 29 August 2020 - 12 September 2020.
- Windhoek, Rehoboth and Okahandja Local Authority Areas are under travel restrictions (29 August 2020 – 12 September 2020)

- Cumulatively, **7993 (98.9%)** cases are local transmissions while **89 (1.1 %)** are imported.
- There is community transmission in Erongo and Khomas regions.
- The other 12 regions have recorded a rapid increase in confirmed cases in the last month.
- More male cases **4415 (54.6%)** were recorded compared to female cases **3667 (45.4%)**.
- To-date, **341 (4.2%)** Health Care Workers have tested positive for COVID-19.
  - 230 (67.4%) State
  - 110 (32.3%) Private
  - 1 (0.3%) NGO
- Today (02/09/2020), **29** recoveries have been recorded from 2 regions; 21 Khomas and 8 Omaheke.
- Four (**4**) fatalities were recorded today from 3 regions; 2 Khomas, 1 Oshana and 1 Erongo.

Table 1: Distribution of confirmed COVID-19 cases by region, 02 September 2020

Region	Total No. of cases	Active cases	Recovered	Death	Health Care Workers
Erongo	3512	1182	2299	31	51
Hardap	145	81	60	4	13
//Kharas	188	108	78	2	4
Kavango East	42	39	1	2	8
Kavango West	5	4	0	1	0
Khomas	3588	2762	786	40	230
Kunene	6	6	0	0	0
Ohangwena	79	51	27	1	5
Omaheke	42	10	31	1	1
Omusati	30	27	3	0	4
Oshana	163	74	86	3	7
Oshikoto	82	66	16	0	3
Otjozondjupa	149	68	80	1	9
Zambezi	51	35	16	0	6
<b>Total</b>	<b>8082</b>	<b>4513</b>	<b>3483</b>	<b>86</b>	<b>341</b>

- All fourteen (14) regions have reported confirmed cases; with Khomas reporting the highest **3588 (44.4%)** followed by Erongo **3512 (43.5%)**.
- Khomas region is currently the epicenter of the outbreak.
- Of the total confirmed cases, **3483 (43.1%)** have recovered.
- Cumulatively, **72 (83.7%)** of the fatalities were known to have multiple co-morbidities (Table 2).

Table 2: Fatality summary as of 02 September 2020

Region	Cumulative no. of deaths	Deaths in 24 hours	Cumulative with co-morbidities
Erongo	31	1	28
Hardap	4	0	1
//Kharas	2	0	1
Kavango East	2	0	1
Kavango West	1	0	1
Khomas	40	2	36
Ohangwena	1	0	0
Omaheke	1	0	1
Otjozondjupa	1	0	1
Oshana	3	1	2
<b>Total</b>	<b>86</b>	<b>4</b>	<b>72</b>

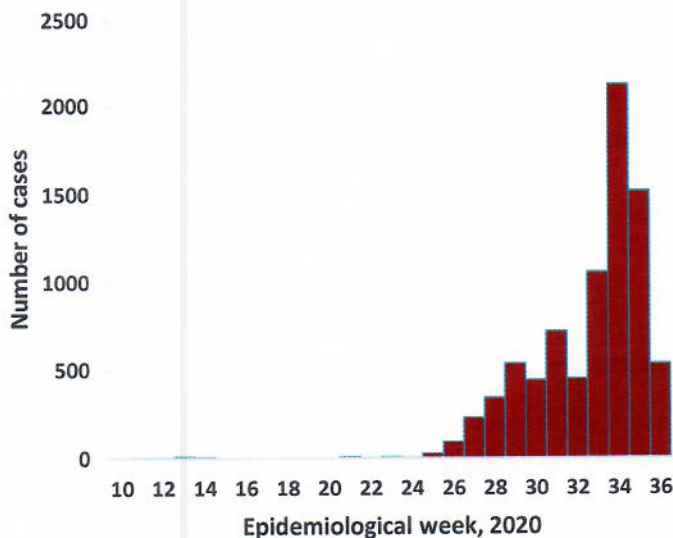


Figure 1: Epi-curve for confirmed COVID-19 cases 02 September 2020

Namibia has recorded **8082** COVID-19 cases since 13 March 2020. Up to **2123 (26.3%)** of the total cases were recorded during week 34 (Figure 1).

- A high number of cases were recorded in the past seven weeks as a result of:
  - Spread of local transmission in the country
  - Enhanced surveillance including active case search.
- Call center continues operation for 24 hours daily. Today, **1281** calls were answered including **30** alerts.

Table 3: COVID-19 specimen recorded at the Laboratories as of 02 September 2020

VARIABLES	TOTAL
Total samples received by the Laboratory	63837
Total samples tested	59843
Total samples re-tested	3876
Total positive results	8082
Total negative results	51738
Total samples discarded	76
Invalid results	1
Total pending results	41
Indeterminant/Inconclusive	23
Suspected cases in 24 hours (excludes re-tests)	1549

- To date, **63719** tests have been conducted by NIP, Path-Care, NAMDEB, and UNAM laboratories (including **3876** re-tests).
- Since the beginning of the outbreak, **15260** contacts of confirmed cases have been identified, **333** new contacts were identified within the last 24 hours from 7 regions.
- Cumulatively, **6314** contacts have completed their monitoring period, while a total **873 (10.0%)** of the contacts have tested positive
- Today, **5711 (65.2%)** out of **8762** active contacts were monitored.

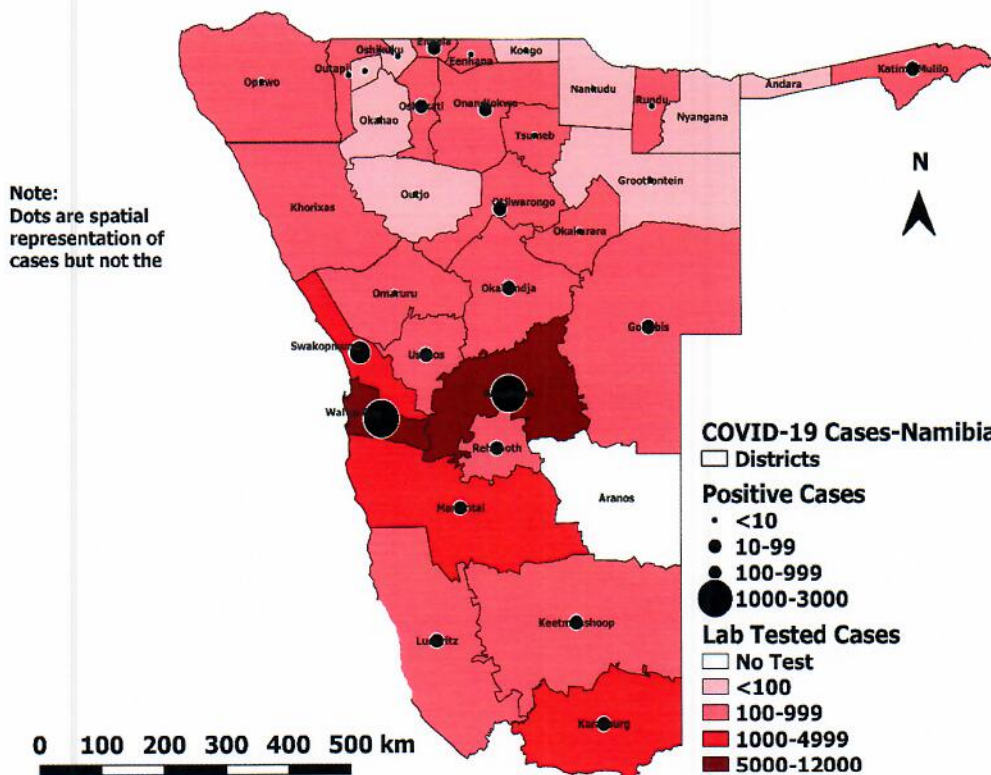


Figure 2: Distribution of suspected and confirmed COVID-19 cases in Namibia by District as of 02 September 2020

- The 20-49 years age- brackets constitute **5987 (74.1%)** of the confirmed cases, while a sizable proportion of the 50-59 age group **893 (11.1%)**.
- Among those aged 30-39, a significant proportion of males **1256 (16.0%)** are infected more than females **1011 (13.0%)**.
- The under 5 make up **168 (2.1%)** of the total cases.
- Aged 60 years and above constitute **326 (4.0%)** of the confirmed cases.

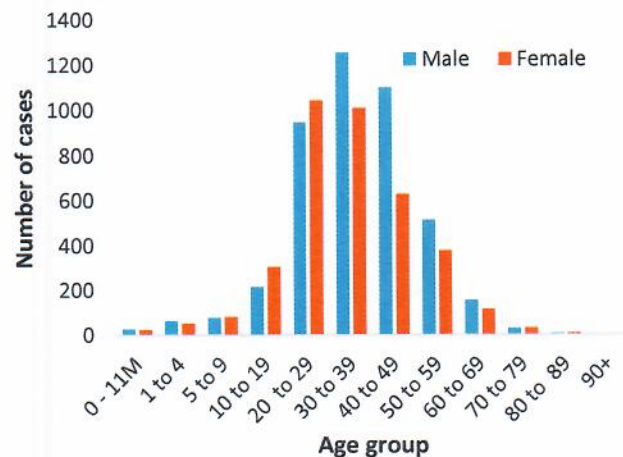


Figure 3: Age and sex distribution of COVID-19 confirmed cases As of 02 September 2020

Table 4: Number of people in mandatory quarantine facilities, 02 September 2020

Region	Newly quarantined 24 hours	Cumulative number	Number discharged	Number in quarantine now	Truck Drivers (24 Hours)
<i>Erongo</i>	22	2329	2031	298	48
<i>Hardap</i>	5	514	427	87	0
<i>Kavango</i>	3	384	348	36	0
<i>Khomas</i>	0	1929	1614	315	0
<i>//Kharas</i>	0	1387	1141	246	0
<i>Kunene</i>	2	341	312	29	0
<i>Ohangwena</i>	0	433	417	16	0
<i>Omaheke</i>	0	634	555	79	0
<i>Omusati</i>	5	255	240	15	0
<i>Oshana</i>	4	268	250	18	0
<i>Oshikoto</i>	20	557	284	273	0
<i>Otjozondjupa</i>	1	699	638	61	0
<i>Zambezi</i>	4	726	677	49	0
<b>Total</b>	<b>66</b>	<b>10456</b>	<b>8934</b>	<b>1522</b>	<b>48</b>

- Since March 2020, **10456** people have been placed into supervised quarantine facilities around the country.
- A total of **1522** people are currently in quarantine with **66** new admissions in the past 24 hours.

Table 5: Distribution of truck drivers coming into Namibia from neighbouring countries and destination regions on 02 September 2020

Destination							Total
	RSA	Botswana	Angola	DRC	Zimbabwe	Zambia	
<i>//Kharas</i>	69	0	0	0	0	0	<b>69</b>
<i>Khomas</i>	137	14	4	0	1	1	<b>157</b>
<i>Omusati</i>	0	0	0	0	0	0	<b>0</b>
<i>Oshana</i>	8	0	0	0	0	0	<b>8</b>
<i>Otjozondjupa</i>	20	3	1	0	0	0	<b>24</b>
<i>Kavango</i>	2	0	0	0	0	0	<b>2</b>
<i>Ohangwena</i>	1	0	1	0	0	0	<b>2</b>
<i>Hardap</i>	3	0	0	0	0	0	<b>3</b>
<i>Kunene</i>	1	0	0	0	0	0	<b>1</b>
<i>Omaheke</i>	1	0	0	0	0	0	<b>1</b>
<i>Oshikoto</i>	1	0	0	0	0	0	<b>1</b>
<i>Zambezi</i>	1	0	0	0	0	0	<b>1</b>
<i>Erongo</i>	14	6	0	0	0	58	<b>78</b>
<b>Total</b>	<b>258</b>	<b>23</b>	<b>6</b>	<b>0</b>	<b>1</b>	<b>59</b>	<b>347</b>

- A total of **347** trucks entered the country through various ground crossing points in the last 24 hours.
- Of these trucks, **157 (45.2%)** were heading to Khomas, **78 (22.5%)** to Erongo while **69 (19.9%)** were heading to //Kharas region.
- The remaining **43 (12.4%)** were heading to the other 8 regions.

### PUBLIC HEALTH ACTION

- Recruitment of local volunteers into the response in the districts and regions is ongoing.
- Continuous support to the regions by the national level.
- Public awareness on COVID-19 prevention measures is ongoing


### CHALLENGES

- Large data backlog - awaiting entry into excel data base and DHIS2.
- Inadequate ICU facilities and ICU equipment at referral hospitals and high care units in the districts.
- Inadequate ambulances in the regions.
- Inadequate isolation units, at health facilities in the regions.

### RECOMMENDATIONS

- Fast tracking of efforts to use GoData app and DHIS2.
- Provision of fully equipped ICU facilities at referral hospitals and high care units in the districts.
- Procurement of ambulances in the regions to ensure prompt response.
- Establish fully equipped isolation units at health facilities in the regions.

Approved



**Incident Manager**  
02 September 2020




**Secretariat**

For enquiries, please contact  
**Namibia Public Health Emergency Operations Centre;**

 [PHEOC@mhss.gov.na](mailto:PHEOC@mhss.gov.na)

 0800 100 100

 0851 100 100