



Ministry of Health and Social Services
Republic of Namibia



NAMIBIA COVID-19 SITUATION REPORT NO. 176			
Outbreak Name	COVID-19 outbreak	Country affected	Namibia
Date & Time of this report	10.09.2020 20:00 hrs	Investigation start Date	13 March 2020
Prepared by	Surveillance Team		

HIGHLIGHTS/SITUATION UPDATE (10/09/2020)

Total
Tested 75256
Confirmed 9437
Active 4441
Recovered 4898
Death 98

Today
Tested 1914
Confirmed 181
Active 4441
Recovered 131
Death 2

- The entire country will remain in Stage 3 of the State of Emergency (29 August 2020 - 12 September 2020).
- A curfew (20h00-05h00) is applicable nationwide as from 29 August 2020 - 12 September 2020.
- Windhoek, Rehoboth and Okahandja Local Authority Areas are under travel restrictions (29 August 2020 – 12 September 2020)

- A total of **9437** cases have been recorded in a population of approximately 2.5 Million people (UN, Department of Economic and Social Affairs, Population Division: 2019 Revision. www.Worldometers.info)
- Cumulatively, **9342 (99.0%)** cases are local transmissions while **95 (1.0 %)** are imported.
- More male cases **5075 (54.0%)** were recorded compared to female cases **4362 (46.0%)**.
- To-date, **397 (4.2%)** Health Care Workers (HCWs) have tested positive for COVID-19
 - 264 (66.5%) State
 - 132 (33.2%) Private
 - 1 (0.3%) NGO
- Today (10/09/2020), **131** recoveries have been recorded from 5 regions.
- To date, Namibia has recorded 98 deaths; an increase with 5 deaths since the 7th of September 2020.
- Community transmission is ongoing in Khomas and Erongo regions and efforts to prevent widespread transmissions in other regions are ongoing.
- Need for enhanced technical and financial support by partners to control the outbreak; situation is alarming.

Table 1: Distribution of confirmed COVID-19 cases by region, 10 September 2020

Region	Total No. of cases	Active cases	Recovered	Death	Health Care Workers
Erongo	3685	1130	2523	32	54
Hardap	230	102	124	4	16
//Kharas	277	134	139	4	5
Kavango East	85	71	12	2	13
Kavango West	8	7	0	1	1
Khomas	4370	2635	1688	47	263
Kunene	13	13	0	0	0
Ohangwena	101	31	68	2	6
Omaheke	57	18	38	1	1
Omusati	40	15	24	1	5
Oshana	181	41	137	3	10
Oshikoto	100	66	34	0	4
Otjozondjupa	226	130	95	1	11
Zambezi	64	48	16	0	8
Total	9437	4441	4898	98	391

- All fourteen (14) regions have reported confirmed cases; with Khomas reporting the highest **4370 (46.3%)** followed by Erongo **3685 (39.0%)**.
- Khomas region is currently the epicenter of the outbreak.
- Of the total confirmed cases, **4898 (51.9%)** have recovered.
- Cumulatively, **83 (84.7%)** of the fatalities were known to have multiple co-morbidities (Table 2).

Table 2: Fatality summary as of 10 September 2020

Region	Cumulative no. of deaths	Deaths in 24 hours	Cumulative with co-morbidities
Erongo	32	0	29
Hardap	4	0	1
//Kharas	4	0	3
Kavango East	2	0	1
Kavango West	1	0	1
Khomas	47	1	44
Ohangwena	2	1	0
Omaheke	1	0	1
Omusati	1	0	0
Otjozondjupa	1	0	1
Oshana	3	0	2
Total	98	2	83

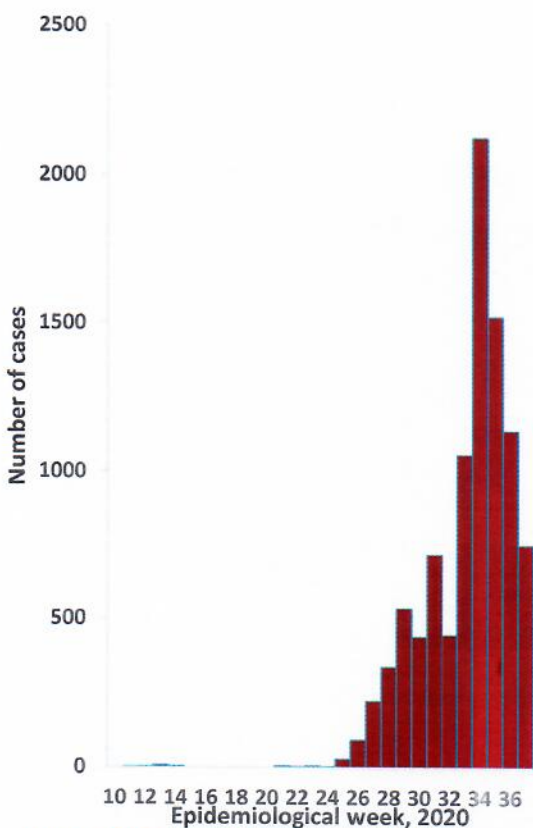


Figure 1: Epi-curve for confirmed COVID-19 cases 10 September 2020

Namibia has recorded **9437** COVID-19 cases since 13 March 2020. Up to **2123 (22.5%)** of the total cases were recorded during week 34 (Figure 1).

- A high number of cases were recorded in the past eight weeks as a result of:
 - Spread of local transmission in the country
 - Enhanced surveillance including active case search.
- Call center continues operation for 24 hours daily. Today, **725** calls were answered including **6** alerts.

Table 3: COVID-19 specimen recorded at the Laboratories as of 10 September 2020

VARIABLES	TOTAL
Total samples received by the Laboratory	75374
Total samples tested	70895
Total samples re-tested	4361
Total positive results	9437
Total negative results	61434
Total samples discarded	76
Invalid results	1
Total pending results	41
Indeterminant/Inconclusive	24
Suspected cases in 24 hours (excludes re-tests)	1878

- To date, **75256** tests have been conducted by NIP, Path-Care, NAMDEB, and UNAM laboratories (including **4361** re-tests).
- Since the beginning of the outbreak, **19186** contacts of confirmed cases have been identified, **735** new contacts were identified within the last 24 hours from 8 regions.
- Cumulatively, **9346** contacts have completed their monitoring period, while a total **1284 (13.7%)** of the contacts have tested positive
- Today, **7057 (75.65)** out of **9346** active contacts were monitored.

Table 4: Number of people in mandatory quarantine facilities, 10 September 2020

Region	Newly quarantined 24 hours	Cumulative number	Number discharged	Number in quarantine now	Truck Drivers (24 Hours)
Erongo	12	3118	2928	190	44
Hardap	3	554	517	37	0
Kavango	2	414	379	35	0
Khomas	8	1947	1743	204	0
//Kharas	0	1445	1247	198	0
Kunene	1	411	347	64	0
Ohangwena	19	465	432	33	0
Omaheke	0	812	675	137	0
Omusati	0	268	268	0	0
Oshana	14	294	278	16	0
Oshikoto	16	729	543	186	0
Otjozondjupa	0	748	723	25	0
Zambezi	2	768	729	39	0
Total	77	11973	10809	1164	44

- Since March 2020, **11973** people have been placed into supervised quarantine facilities around the country.
- A total of **1164** people are currently in quarantine with **77** new admissions in the past 24 hours.

- The 20-49 years age- brackets constitute **6918 (73.3%)** of the confirmed cases, while a sizable proportion of the 50-59 age group **1026 (11.0%)**.
- Among those aged 30-39, a significant proportion of males **1436 (55.1%)** are infected more than females **1170 (45.0%)**.
- The under 5 make up **212 (2.2%)** of the total cases.
- Aged 60 years and above constitute **350 (3.7%)** of the confirmed cases.

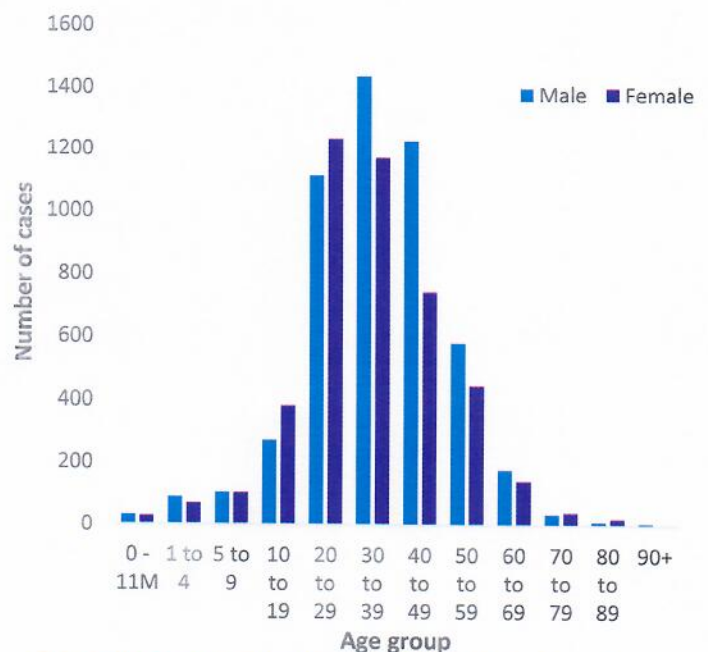


Figure 2: Age and sex distribution of COVID-19 confirmed cases As of 10 September 2020

Table 5: Distribution of truck drivers coming into Namibia from neighbouring countries and destination regions on 10 September 2020

Destination							Total
	RSA	Botswana	Angola	DRC	Zimbabwe	Zambia	
//Kharas	48	0	0	0	0	0	48
Khomas	74	7	2	0	0	1	84
Omusati	1	0	0	0	1	0	2
Oshana	2	0	0	0	0	0	2
Otjozondjupa	3	2	1	0	0	0	6
Kavango	1	0	0	0	0	0	1
Ohangwena	1	1	2	0	0	0	4
Hardap	2	0	0	0	0	0	2
Kunene	0	0	0	0	0	0	0
Omaheke	1	0	0	0	0	0	1
Oshikoto	3	0	1	0	0	0	4
Zambezi	0	1	0	0	0	0	1
Erongo	8	10	3	0	0	24	45
Total	144	21	9	0	1	25	200

- A total of **200** trucks entered the country through various ground crossing points in the last 24 hours.
- Of these trucks, **84 (42.0%)** were heading to Khomas, **48 (24.0%)** to //Kharas while **45 (22.5%)** were heading to Erongo region.
- The remaining **23 (11.5%)** were heading to the other 8 regions.

PUBLIC HEALTH ACTION

- Expansion of result collection sites around Windhoek is ongoing.
- Recruitment of local volunteers into the response in the districts and regions is ongoing.
- Weekly engagements with regions to ensure readiness for effective response.
- Public awareness on COVID-19 prevention measures is ongoing


CHALLENGES

- Large data backlog - awaiting entry into excel data base and DHIS2.
- Inadequate ICU facilities and ICU equipment at referral hospitals and high care units in the districts.
- Inadequate ambulances in the regions.
- Inadequate isolation units, at health facilities in the regions.

RECOMMENDATIONS


- Fast tracking of efforts to use GoData app and DHIS2.
- Provision of fully equipped ICU facilities at referral hospitals and high care units in the districts.
- Procurement of ambulances in the regions to ensure prompt response.
- Establish fully equipped isolation units at health facilities in the regions.

Approved



Incident Manager

10 September 2020




Secretariat

For enquiries, please contact
Namibia Public Health Emergency Operations Centre;

 PHEOC@mhss.gov.na

 0800 100 100

 0851 100 100