



NAMIBIA COVID-19 SITUATION REPORT NO. 167			
Outbreak Name	COVID-19 outbreak	Country affected	Namibia
Date & Time of this report	01.09.2020 20:00 hrs	Investigation start Date	13 March 2020
Prepared by	Surveillance Team		

HIGHLIGHTS/SITUATION UPDATE (01/09/2020)

Total	Today
Tested 62089	Tested 1822
Confirmed 7844	Confirmed 152
Active 4308	Active 4308
Recovered 3454	Recovered 75
Death 82	Death 1

- The entire country will remain in Stage 3 of the State of Emergency (29 August 2020 - 12 September 2020).
- A curfew (20h00-05h00) is applicable nationwide as from 29 August 2020 - 12 September 2020.
- Windhoek, Rehoboth and Okahandja Local Authority Areas are under travel restrictions (29 August 2020 – 12 September 2020)
- The Hosea Kutako International Airport is open as of today (01 September 2020).

- Cumulatively, **7755 (98.8%)** cases are local transmissions while **89 (1.1 %)** are imported.
- There is community transmission in Erongo and Khomas regions.
- The other 12 regions have recorded a rapid increase in confirmed cases was recorded in the last month.
- More male cases **4289 (54.7%)** were recorded compared to female cases **3555 (45.3%)**.
- To-date, **333 (4.2%)** Health Care Workers have tested positive for COVID-19.
 - 223 (67.0%) State
 - 109 (32.7%) Private
 - 1 (0.3%) NGO
- Today (01/09/2020), **75** recoveries have been recorded from 4 regions; 31//Kharas, 26 Oshana, 9 Hardap and 1 Oshikoto.
- Two (**2**) fatalities were recorded today from 2 regions; 1 Khomas and 1 Oshana.

Table 1: Distribution of confirmed COVID-19 cases by region, 01 September 2020

Region	Total No. of cases	Active cases	Recovered	Death	Health Care Workers
Erongo	3495	1166	2299	30	51
Hardap	136	64	60	4	12
//Kharas	179	107	70	2	4
Kavango East	33	30	1	2	6
Kavango West	5	4	0	1	0
Khomas	3443	2640	765	38	227
Kunene	6	6	0	0	0
Ohangwena	72	43	27	1	4
Omaheke	39	15	23	1	1
Omusati	30	27	3	0	4
Oshana	155	67	86	2	7
Oshikoto	69	53	15	0	3
Otjozondjupa	138	57	80	1	9
Zambezi	44	28	16	0	5
Total	7844	4308	3454	82	333

- All fourteen (14) regions have reported confirmed cases; with Erongo reporting the highest **3495 (44.6%)** followed by Khomas **3443 (43.9%)**.
- Khomas region is currently the epicenter of the outbreak.
- Of the total confirmed cases, **3454 (44.0%)** have recovered.
- Cumulatively, **69 (84.1%)** of the fatalities were known to have multiple co-morbidities (Table 2).

Table 2: Fatality summary as of 01 September 2020

Region	Cumulative no. of deaths	Deaths in 24 hours	Cumulative with co-morbidities
Erongo	30	0	27
Hardap	4	0	1
//Kharas	2	0	1
Kavango East	2	0	1
Kavango West	1	0	1
Khomas	38	1	34
Ohangwena	1	0	0
Omaheke	1	0	1
Otjozondjupa	1	0	1
Oshana	2	0	2
Total	82	1	69

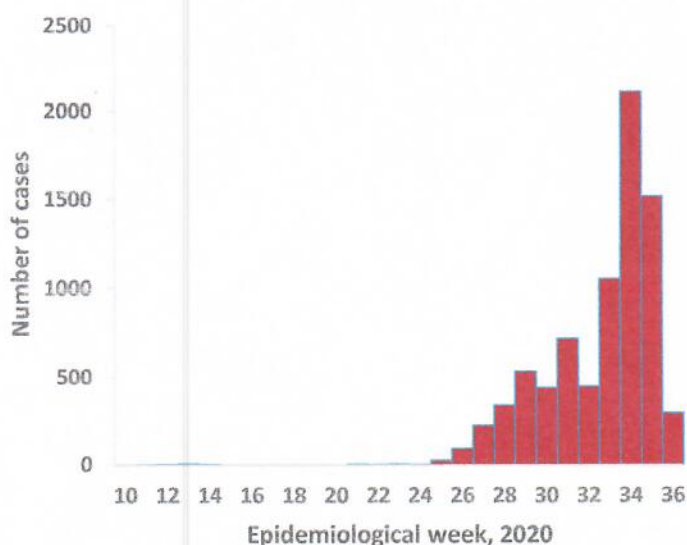


Figure 1: Epi-curve for confirmed COVID-19 cases 01 September 2020

Namibia has recorded **7844** COVID-19 cases since 13 March 2020. Up to **2123 (27.1%)** of the total cases were recorded during week 34 (Figure 1).

- A high number of cases were recorded in the past seven weeks as a result of:
 - Spread of local transmission in the country
 - Enhanced surveillance including active case search.
- Call center continues operation for 24 hours daily. Today, **909** calls were answered including **6** alerts.

Table 3: COVID-19 specimen recorded at the Laboratories as of 01 September 2020

VARIABLES	TOTAL
Total samples received by the Laboratory	62207
Total samples tested	58294
Total samples re-tested	3795
Total positive results	7844
Total negative results	50427
Total samples discarded	76
Invalid results	1
Total pending results	41
Indeterminant/Inconclusive	23
Suspected cases in 24 hours (excludes re-tests)	1767

- To date, **62089** tests have been conducted by NIP, Path-Care, NAMDEB, and UNAM laboratories (including **3795** re-tests).
- Since the beginning of the outbreak, **14927** contacts of confirmed cases have been identified, **450** new contacts were identified within the last 24 hours from 11 regions.
- Cumulatively, **6057** contacts have completed their monitoring period, while a total **848 (9.8%)** of the contacts have tested positive
- Today, **5161 (59.6%)** out of **8666** active contacts were monitored.

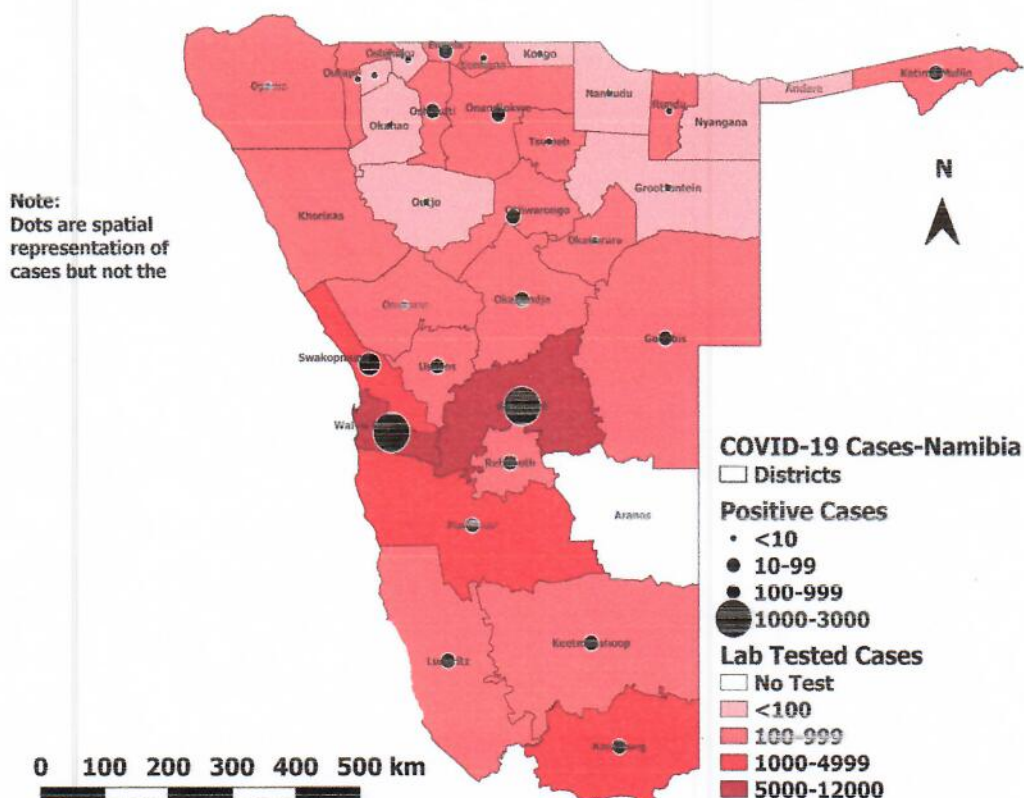


Figure 2: Distribution of suspected and confirmed COVID-19 cases in Namibia by District as of 01 September 2020

- The 20-49 years age- brackets constitute **5833 (74.4%)** of the confirmed cases, while a sizable proportion of the 50-59 age group **870 (11.1%)**.
- Among those aged 30-39, a significant proportion of males **1224 (15.6%)** are infected more than females **986 (12.6%)**.
- The under 5 make up **162 (2.1%)** of the total cases.
- Aged 60 years and above constitute **324 (4.1%)** of the confirmed cases.

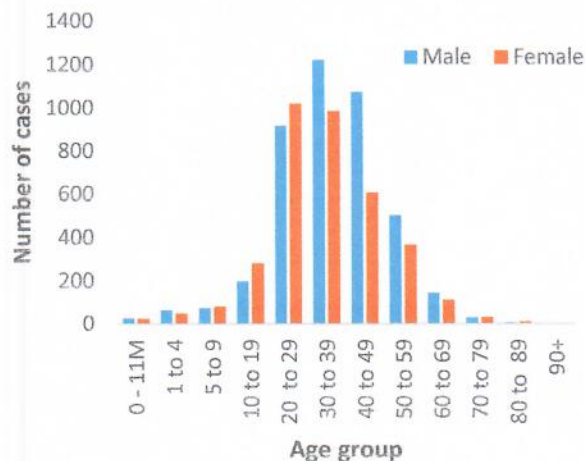


Figure 3: Age and sex distribution of COVID-19 confirmed cases As of 01 September 2020

Table 4: Number of people in mandatory quarantine facilities, 01 September 2020

Region	Newly quarantined 24 hours	Cumulative number	Number discharged	Number in quarantine now	Truck Drivers (24 Hours)
Erongo	8	2307	1929	378	0
Hardap	9	509	426	83	0
Kavango	6	381	348	33	0
Khomas	0	1929	1614	315	0
//Kharas	122	1387	1141	246	0
Kunene	1	339	278	61	0
Ohangwena	1	433	417	16	0
Omaheke	0	634	517	117	0
Omusati	0	250	239	11	0
Oshana	1	264	249	15	0
Oshikoto	8	537	281	256	0
Otjozondjupa	0	698	637	61	0
Zambezi	5	722	665	57	0
Total	161	10390	8741	1649	0

- Since March 2020, **10390** people have been placed into supervised quarantine facilities around the country.
- A total of **1649** people are currently in quarantine with **161** new admissions in the past 24 hours.

Table 5: Distribution of truck drivers coming into Namibia from neighbouring countries and destination regions on 01 September 2020

Destination	RSA	Botswana	Angola	DRC	Zimbabwe	Zambia	Total
//Kharas	14	0	0	0	0	0	14
Khomas	44	8	3	0	0	1	56
Omusati	0	0	0	0	0	0	0
Oshana	4	0	0	0	0	0	4
Otjozondjupa	3	1	1	0	0	1	6
Kavango	1	0	0	0	0	0	1
Ohangwena	3	0	1	0	0	0	4
Hardap	2	0	0	0	0	0	2
Kunene	1	0	0	0	0	0	1
Omaheke	1	0	0	0	0	0	1
Oshikoto	1	0	0	0	0	0	1
Zambezi	1	2	1	0	0	0	4
Erongo	6	5	3	0	0	69	83
Total	81	16	9	0	0	71	177

- A total of **177** trucks entered the country through various ground crossing points in the last 24 hours.
- Of these trucks, **83 (46.9%)** were heading to Erongo, **56 (31.6%)** to Khomas while **14 (7.9%)** were heading to //Kharas region.
- The remaining **24 (13.6%)** were heading to the other 8 regions.

PUBLIC HEALTH ACTION

- Recruitment of local volunteers into the response in the districts and regions is ongoing.
- Continuous support to the regions by the national level.
- Public awareness on COVID-19 prevention measures is ongoing


CHALLENGES

- Large data backlog - awaiting entry into excel data base and DHIS2.
- Inadequate ICU facilities and ICU equipment at referral hospitals and high care units in the districts.
- Inadequate ambulances in the regions.
- Inadequate isolation units, at health facilities in the regions.

RECOMMENDATIONS


- Fast tracking of efforts to use GoData app and DHIS2.
- Provision of fully equipped ICU facilities at referral hospitals and high care units in the districts.
- Procurement of ambulances in the regions to ensure prompt response.
- Establish fully equipped isolation units at health facilities in the regions.


Approved



.....
Incident Manager
01 September 2020


.....
Secretariat

For enquiries, please contact
Namibia Public Health Emergency Operations Centre;

 PHEOC@mhss.gov.na

 0800 100 100

 0851 100 100