



Ministry of Health and Social Services
Republic of Namibia



NAMIBIA COVID-19 SITUATION REPORT NO. 182			
Outbreak Name	COVID-19 outbreak	Country affected	Namibia
Date & Time	16.09.2020 20h00	Investigation start Date	13 March 2020
Prepared by	Surveillance Team		

HIGHLIGHTS/SITUATION UPDATE (16/09/2020)

TOTAL
Tested 82523
Confirmed 10078
Active 2285
Recovered 7685
Death 108

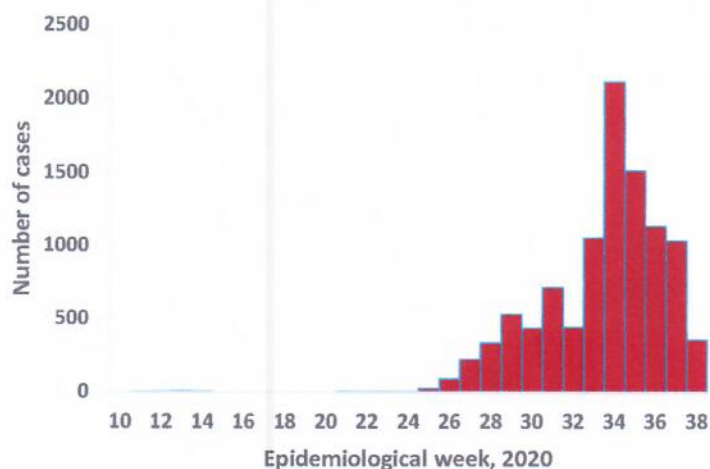
TODAY
Tested 1264
Confirmed 114
Active 2285
Recovered 183
Death 0

- A total of **10078** cases have been recorded in a population of approximately 2.5 Million people, making it about **0.04%** of the population infected.
- More male cases **5392 (53.5%)** were recorded compared to female cases **4686 (46.5%)**.
- Of the total confirmed cases, **421 (4.2%)** Health Care Workers (HCWs) have tested positive for COVID-19 to-date.
 - 285 (67.7%) State; 135 (32.1%) Private, 1 (0.2%) NGO
- Today (16/09/2020), **183** recoveries have been recorded from 4 regions; the recovery rate now stands at **76.3%**.
- All fourteen (14) regions have reported confirmed cases; Khomas and Erongo regions are reporting the highest with **4751 (47.1%)** and **3741 (37.1%)** respectively.

Table 1: Distribution of confirmed COVID-19 cases by region, 16 September 2020

Region	Total No. of cases	Active cases	Recovered	Deaths	Deaths in 24 hours	Cumulative death with co-morbidities	Health Care Workers
Erongo	3741	69	3637	35	0	32	55
Hardap	279	103	172	4	0	1	18
//Kharas	307	134	169	4	0	3	7
Kavango East	100	27	70	3	0	2	15
Kavango West	8	4	3	1	0	1	1
Khomas	4751	1693	3006	52	0	49	278
Kunene	13	3	10	0	0	0	0
Ohangwena	116	29	85	2	0	0	6
Omaheke	68	15	52	1	0	1	1
Omusati	47	10	36	1	0	0	5
Oshana	203	49	151	3	0	2	10
Oshikoto	121	62	59	0	0	0	4
Otjozondjupa	258	83	173	2	0	2	13
Zambezi	66	4	62	0	0	0	8
Total	10078	2285	7685	108	0	93	421

EPIDEMIOLOGICAL SITUATION IN NAMIBIA



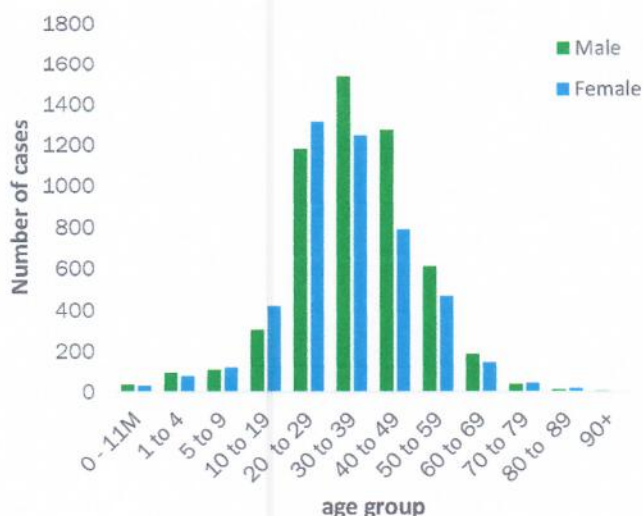
**Figure 1: Epi-curve for confirmed COVID-19 cases
16 September 2020**

- Up to **2123 (21.1%)** of the total cases were recorded during week 34 (Figure 1).
- After a peak in epi-week 34, the country has seen a gradual reduction in the mean number of confirmed cases from 303 to 147 in epi-week 37.
- Call center continues operation for 24 hours daily. Today, **1363** calls were answered including **9** alerts.

**Table 2: COVID-19 specimen recorded at the Laboratories
as of 15 September 2020**

VARIABLES	TOTAL
Total samples received by the Laboratory	82641
Total samples tested	77800
Total samples re-tested	4723
Total positive results	10078
Total negative results	67696
Total samples discarded	76
Invalid results	1
Total pending results	41
Indeterminant/Inconclusive	26
Suspected cases in 24 hours (excludes re-tests)	1220

- To date, **82523** tests (including **4723** re-tests) have been conducted by NIP, Path-Care, NAMDEB, and UNAM laboratories.
- Since the beginning of the outbreak, **21272** contacts of confirmed cases have been identified, **612** new contacts were identified within the last 24 hours from 8 regions.
- Cumulatively, **11165** contacts have completed their monitoring period, while a total of **1499 (13.4%)** contacts of confirmed cases have tested positive.
- Today, **7500 (76.0%)** out of **9857** active contacts were monitored.



**Figure 2: Age and Sex distribution of COVID-19 confirmed cases
As of 16 September 2020**

- The 20-49 years age-brackets constitute **7347 (72.9%)** of the confirmed cases, while a sizable proportion of the 50-59 age group is **1084 (10.8%)**.
- Among those aged 30-39 years, a significant proportion of males, **1537 (55.2%)** are infected more than females **1248 (44.8 %)**.
- The under 5 years make up **236 (2.3%)** of the total cases.
- Aged 60 years and above constitute **454 (4.5%)** of the confirmed cases.

Table 3: Number of people in mandatory quarantine facilities, 16 September 2020

Region	Newly quarantined 24 hours	Cumulative number	Number discharged	Number in quarantine now	Truck Drivers (24 Hours)
Erongo	31	3185	3085	100	41
Hardap	2	585	566	19	0
Kavango	0	433	405	28	0
Khomas	292	2259	2174	85	0
//Kharas	0	1680	1463	217	0
Kunene	0	436	408	28	0
Ohangwena	7	486	449	37	0
Omaheke	8	872	767	105	0
Omusati	2	287	270	17	0
Oshana	1	302	286	16	0
Oshikoto	21	862	619	243	0
Otjozondjupa	0	829	794	35	0
Zambezi	8	794	751	43	0
Total	372	13010	12037	973	41

➤ Since March 2020, **13010** people have been placed into mandatory quarantine facilities around the country.

➤ A total of **12037** people are currently in quarantine with **372** new admissions in the past 24 hours.

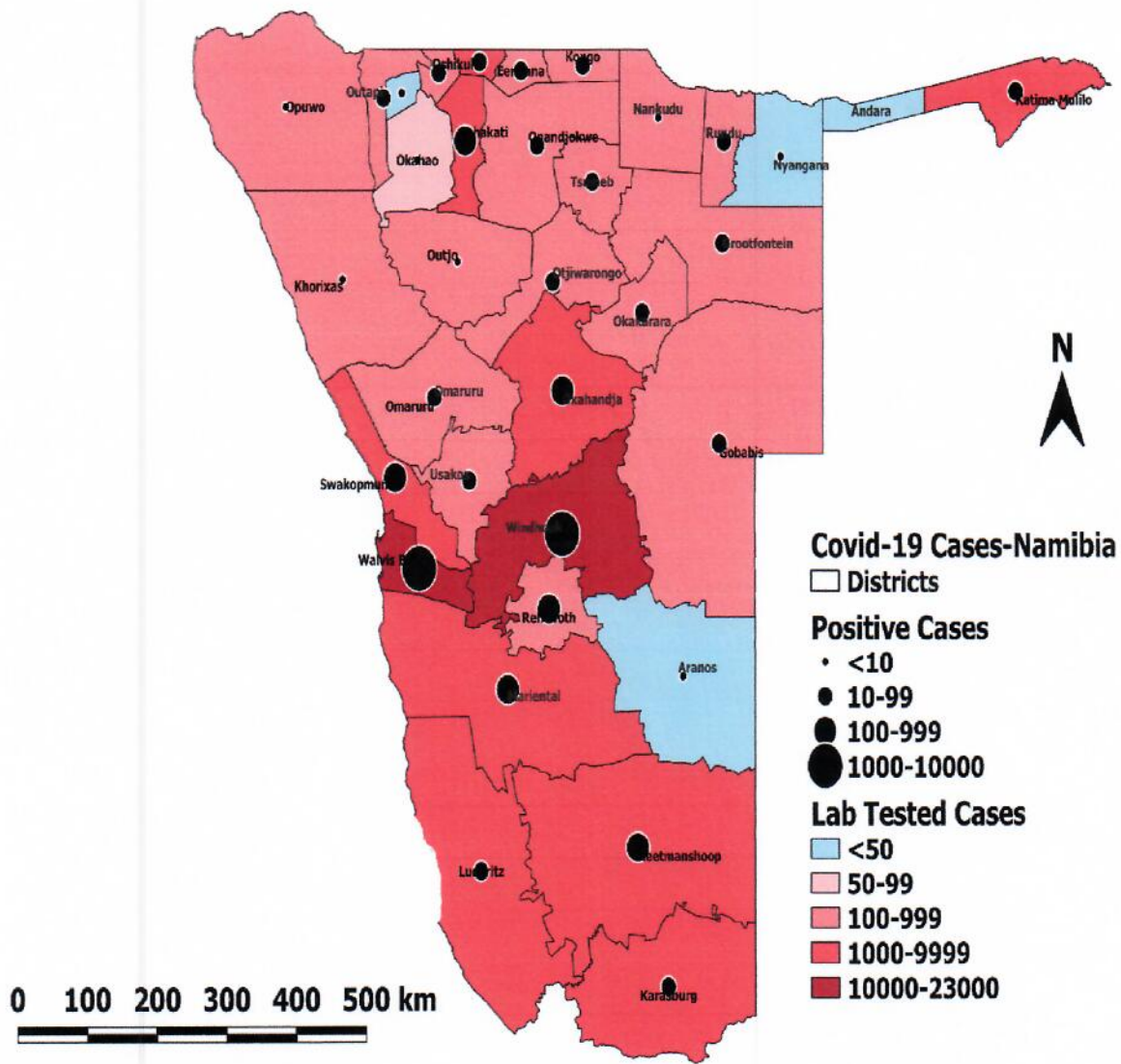


Figure 3: Distribution of suspected and confirmed COVID-19 cases in Namibia by District as of 16 September 2020

PUBLIC HEALTH ACTIONS

- Weekly engagements with regions to ensure readiness for effective response.
- Public awareness on COVID-19 prevention measures is ongoing.
- Efforts on expanding the National testing capacity are ongoing.

CHALLENGES

- Large data backlog - awaiting entry into excel data base and DHIS2.
- Inadequate ICU facilities and ICU equipment at referral hospitals and high care units in the districts.
- Inadequate isolation units, at health facilities in the regions.

RECOMMENDATIONS

- Fast tracking of efforts to use DHIS2 national-wide .
- Provision of fully equipped ICU facilities at referral hospitals and high care units in the districts.
- Establish fully equipped isolation units at health facilities in the regions.

Approved





Incident Manager
16 September 2020




Secretariat

For enquiries, please contact
Namibia Public Health Emergency Operations Centre:

 PHEOC@mhss.gov.na

 0800 100 100

 0851 100 100