



NAMIBIA COVID-19 SITUATION REPORT NO. 208

Outbreak Name	COVID-19 outbreak	Country affected	Namibia
Date & Time	12.10.2020 17h00	Investigation start Date	13 March 2020
Prepared by	Surveillance Team		

HIGHLIGHTS/SITUATION UPDATE (12/10/2020)

TOTAL	TODAY
Tested 110228	Tested 592
Confirmed 12000	Confirmed 11
Active 1751	Active 1751
Recovered 10120	Recovered 207
Death 129	Death 0

- A total of **12000** cases have been recorded in a population of approximately 2.5 Million people, making it about **0.5%** of the population infected.
- More male cases **6515 (54.3%)** were recorded compared to female cases **5485 (45.7%)**.
- Of the total confirmed cases, **478 (4.0%)** Health Care Workers (HCWs) have tested positive for COVID-19 to-date.
 - 309 (64.6%) State; 166 (34.7%) Private, 3 (0.6%) NGO
- Today (12/10/2020), **207** recoveries have been recorded from 3 regions region; the recovery rate now stands at **84.3%**.
- All fourteen (14) regions have reported confirmed cases; Khomas and Erongo regions reported the highest with **5599 (46.7%)** and **3888 (32.4%)** respectively.
- Of the total fatalities, **100 (77.5%)** are COVID-19 deaths while **29 (22.5%)** are COVID-19 related deaths.

Table 1: Distribution of confirmed COVID-19 cases by region, 12 October 2020

Region	Total No. of cases	Active cases	Recoveries	Deaths	Deaths in 24 hours	Cumulative deaths with co-morbidities	Health Care Workers
Erongo	3888	40	3810	38	0	35	68
Hardap	509	18	487	4	0	1	17
//Kharas	363	28	331	4	0	3	10
Kavango East	176	15	158	3	0	2	18
Kavango West	8	0	7	1	0	1	1
Khomas	5599	1333	4201	65	0	62	310
Kunene	19	5	14	0	0	0	0
Ohangwena	191	4	185	2	0	0	6
Omaheke	80	1	77	2	0	1	1
Omusati	52	2	49	1	0	0	5
Oshana	341	78	259	4	0	3	13
Oshikoto	346	192	154	0	0	0	4
Otjozondjupa	348	31	312	5	0	4	13
Zambezi	80	4	76	0	0	0	12
Total	12000	1751	10120	129	0	112	478

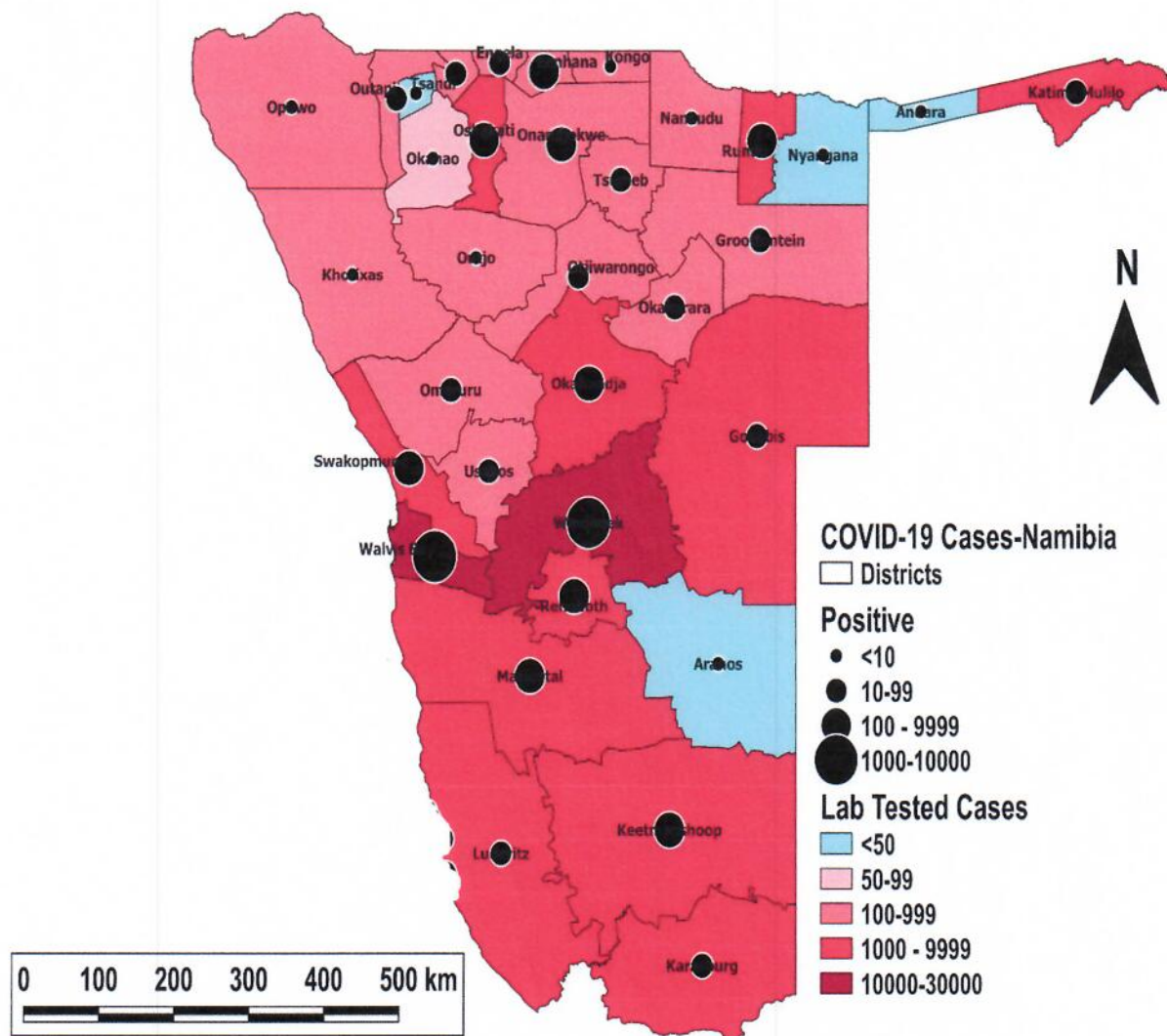


Figure 1: Distribution of suspected and confirmed COVID-19 cases by District, 12 October 2020

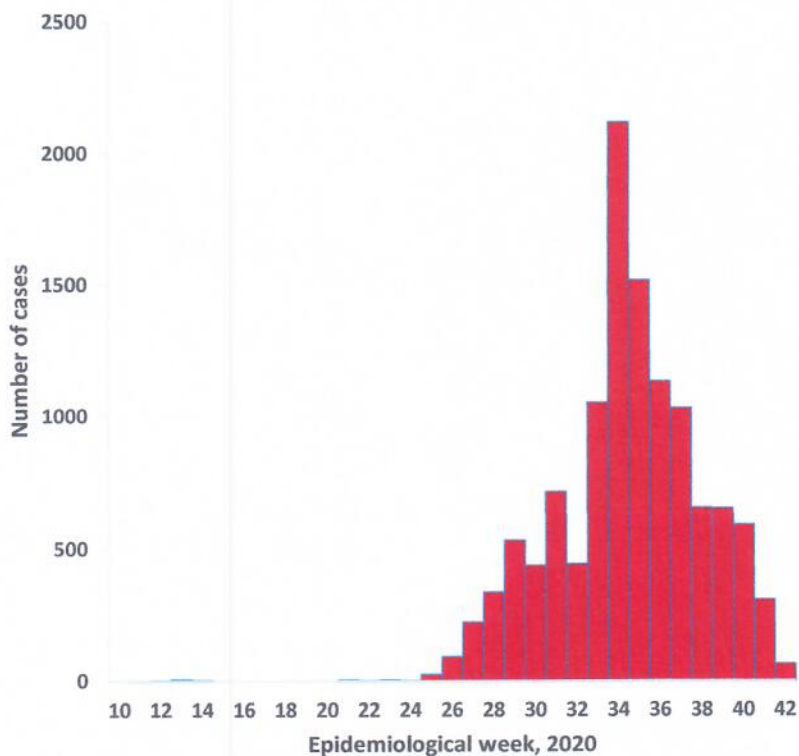


Figure 2: Epi-curve for confirmed COVID-19 cases, as of 12 October 2020

- > Up to **2123 (17.7%)** of the total cases were recorded during week 34 (Figure 2).
- > After a peak in epi-week 34, the country has seen a gradual reduction in the average number of confirmed cases from 303 to 44 in epi-week 41.
- > The National Call center continues operation for 24 hours daily.

Today (12/10/2020), **1115** calls were answered including **144** alerts.

Table 2: COVID-19 specimen recorded at the Laboratories as of 12 October 2020

VARIABLES	TOTAL
Total samples received by the Laboratory	110346
Total samples tested	104373
Total samples re-tested	5855
Total positive results	12000
Total negative results	92332
Total samples discarded	117
Invalid results	1
Total pending results	0
Indeterminant/Inconclusive	41
Suspected cases in 24 hours (excludes re-tests)	575

- To date, **110228** tests (including **5855** re-tests) have been conducted by NIP, Path-Care, NAMDEB, UNAM and Namib Poultry laboratories.
- Since the beginning of the outbreak, **28389** contacts of confirmed cases have been identified, **259** new contacts were identified within the last 24 hours from 10 regions.
- Cumulatively, **20652** contacts have completed their monitoring period, while a total of **2848 (46.2%)** contacts of confirmed cases have tested positive.
- Today, **7014 (89.2%)** out of **7866** active contacts were monitored.

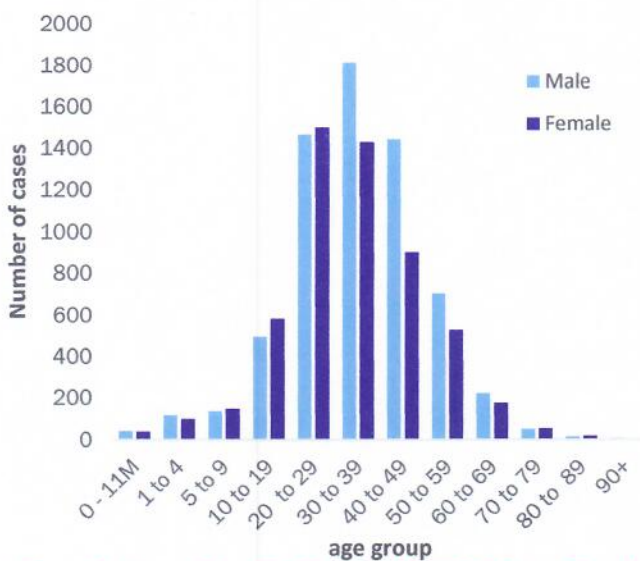


Figure 3: Age and Sex distribution of COVID-19 confirmed cases, As of 12 October 2020

- The 20-49 years age-brackets constitute **8563 (71.4%)** of the confirmed cases, while a sizable proportion of the 50-59 age group is **1234 (10.3%)**.
- A total of **1359 (11.3%)** of the confirmed cases are among the 5-19 years category.
- Among those aged 30-39 years, a significant proportion of males, **1815 (55.9%)** are infected more than females **1432 (44.1%)**.
- The under 5 years make up **296 (2.5%)** of the total cases.
- Aged 60 years and above constitute **548 (4.6%)** of the confirmed cases.

- Since March 2020, **15939** people have been placed into mandatory quarantine facilities around the country.
- A total of **1022** people are currently in quarantine with **158** new admissions in the past 24 hours.

Table 3: Number of people in mandatory quarantine facilities, 12 October 2020

Region	Newly quarantined 24 Hrs.	Cumulative number	Number discharged	Number in quarantine now	Truck Drivers quarantined in 24 Hrs.
Erongo	14	3601	3502	99	24
Hardap	0	769	735	34	0
Kavango	22	673	613	60	0
Khomas	0	2475	2378	97	0
//Kharas	11	2172	2081	91	0
Kunene	0	526	448	78	0
Ohangwena	9	530	512	18	0
Omaheke	3	1067	1027	40	0
Omusati	9	313	304	9	0
Oshana	0	335	328	7	0
Oshikoto	90	1740	1317	423	0
Otjozondjupa	0	881	844	37	0
Zambezi	0	857	828	29	0
Total	158	15939	14917	1022	24

PUBLIC HEALTH ACTION(S)

- Ministry of Health and Social Services continue to receive donations from partners.
- Training on Integrated Disease Surveillance Response (IDSR) is ongoing country-wide.
- Public awareness on COVID-19 prevention measures is ongoing.
- The government and developmental partners continue to prioritise continuation of essential health services


CHALLENGES

- Lack of isolation units and facilities in the country for special cases in closed settings such as police holding cells and prisons.
- Inadequate ICU facilities and ICU equipment at referral hospitals and high care units in the districts.

RECOMMENDATIONS

- Establish fully equipped isolation units and facilities for identified special cases throughout the country.
- Provision of fully equipped ICU facilities at referral hospitals and high care units in the districts.

Approved


Incident Manager

12 October 2020


Secretariat

For enquiries, please contact
Namibia Public Health Emergency Operations Centre:



PHEOC@mhss.gov.na



0800 100 100



0851 100 100