



Ministry of Health and Social Services
Republic of Namibia



NAMIBIA COVID-19 SITUATION REPORT NO. 183

Outbreak Name	COVID-19 outbreak	Country affected	Namibia
Date & Time	17.09.2020 20h00	Investigation start Date	13 March 2020
Prepared by	Surveillance Team		

HIGHLIGHTS/SITUATION UPDATE (17/09/2020)

TOTAL
Tested 83927
Confirmed 10207
Active 2204
Recovered 7860
Death 108

TODAY
Tested 1404
Confirmed 129
Active 2204
Recovered 175
Death 0

- The State of Emergency expiring midnight today will not be extended
- The way forward will be determined after a period of 14 days.
- New directives shall be issued by the Minister of Health as per the Public and Environmental Act as of the 18th September 2020.

➤ A total of **10207** cases have been recorded in a population of approximately 2.5 Million people, making it about **0.4%** of the population infected.

➤ More male cases **5454 (53.4%)** were recorded compared to female cases **4753 (46.6%)**.

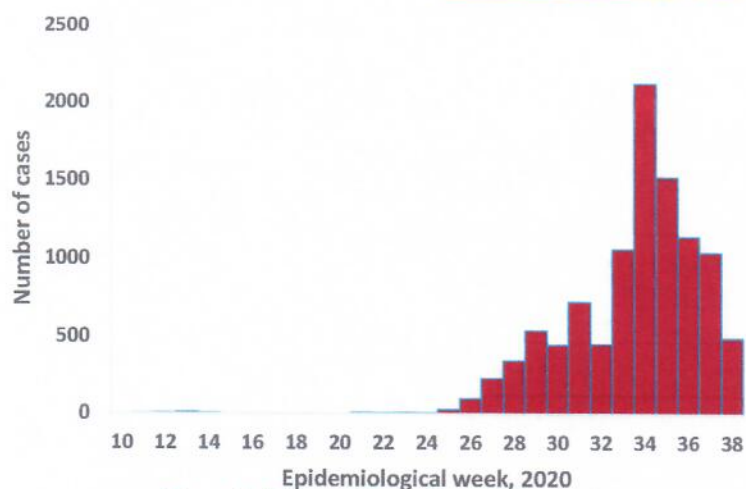
➤ Of the total confirmed cases, **429 (4.2%)** Health Care Workers (HCWs) have tested positive for COVID-19 to-date.
- 292 (68.1%) State; 136 (31.7%) Private, 1 (0.2%) NGO

➤ Today (17/09/2020), **175** recoveries have been recorded from 4 regions; the recovery rate now stands at **77.0%**.

Table 1: Distribution of confirmed COVID-19 cases by region, 17 September 2020

Region	Total No. of cases	Active cases	Recovered	Deaths	Deaths in 24 hours	Cumulative death with co-morbidities	Health Care Workers
Erongo	3750	7	3702	35	0	32	60
Hardap	306	77	204	4	0	1	17
//Kharas	311	140	169	4	0	3	8
Kavango East	100	27	70	3	0	2	15
Kavango West	8	4	3	1	0	1	1
Khomas	4818	1702	3064	52	0	49	280
Kunene	13	3	10	0	0	0	0
Ohangwena	116	10	104	2	0	0	6
Omaheke	70	17	52	1	0	1	1
Omusati	47	9	37	1	0	0	5
Oshana	209	20	151	3	0	2	10
Oshikoto	125	66	59	0	0	0	4
Otjozondjupa	266	91	173	2	0	2	13
Zambezi	68	6	62	0	0	0	9
Total	10207	2204	7860	93	0	93	429

EPIDEMIOLOGICAL SITUATION IN NAMIBIA



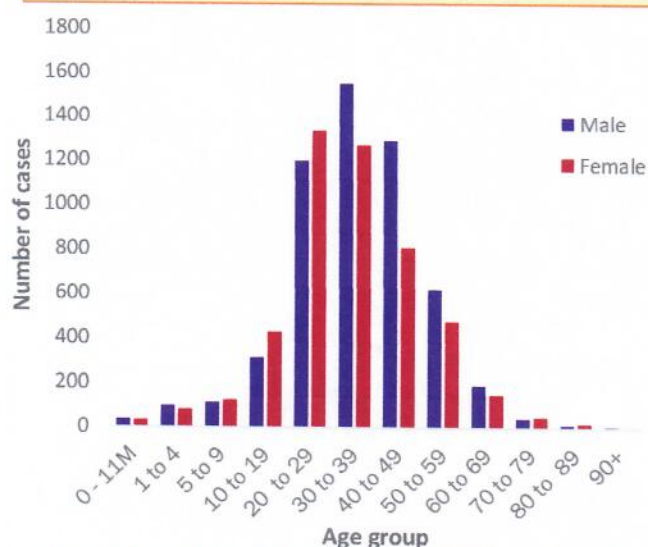
**Figure 1: Epi-curve for confirmed COVID-19 cases
17 September 2020**

- Up to **2123 (20.8%)** of the total cases were recorded during week 34 (Figure 1).
- After a peak in epi-week 34, the country has seen a gradual reduction in the mean number of confirmed cases from 303 to 147 in epi-week 37.
- Call center continues operation for 24 hours daily. Today, **1405** calls were answered including 2 alerts.

- To date, **83927** tests (including **4795** re-tests) have been conducted by NIP, Path-Care, NAMDEB, and UNAM laboratories.
- Since the beginning of the outbreak, **21730** contacts of confirmed cases have been identified, **458** new contacts were identified within the last 24 hours from 11 regions.
- Cumulatively, **11653** contacts have completed their monitoring period, while a total of **1576 (16.2%)** contacts of confirmed cases have tested positive.
- Today, **7522 (76.5%)** out of **9834** active contacts were monitored.

**Table 2: COVID-19 specimen recorded at the Laboratories
as of 17 September 2020**

VARIABLES	TOTAL
Total samples received by the Laboratory	84045
Total samples tested	79132
Total samples re-tested	4795
Total positive results	10207
Total negative results	68898
Total samples discarded	76
Invalid results	1
Total pending results	41
Indeterminant/Inconclusive	27
Suspected cases in 24 hours (excludes re-tests)	1332



**Figure 2: Age and Sex distribution of COVID-19 confirmed cases
As of 17 September 2020**

- The 20-49 years age-brackets constitute **7440 (72.9%)** of the confirmed cases, while a sizable proportion of the 50-59 age group is **1093 (10.7%)**.
- Among those aged 30-39 years, a significant proportion of males, **1553 (55.1%)** are infected more than females **1268 (44.9 %)**.
- The under 5 years make up **238 (2.3%)** of the total cases.
- Aged 60 years and above constitute **461 (4.5%)** of the confirmed cases.

Table 3: Number of people in mandatory quarantine facilities, 17 September 2020

Region	Newly quarantined 24 hours	Cumulative number	Number discharged	Number in quarantine now	Truck Drivers (24 Hours)
Erongo	10	3195	3114	81	45
Hardap	6	591	568	23	0
Kavango	2	435	418	17	0
Khomas	0	2259	2174	85	0
//Kharas	0	1680	1463	217	0
Kunene	3	439	408	31	0
Ohangwena	2	488	455	33	0
Omaheke	0	872	767	105	0
Omusati	3	290	271	19	0
Oshana	1	303	293	10	0
Oshikoto	22	884	703	181	0
Otjozondjupa	0	829	795	34	0
Zambezi	2	796	751	45	0
Total	51	13061	12180	881	45

- Since March 2020, **13061** people have been placed into mandatory quarantine facilities around the country.
- A total of **12180** people are currently in quarantine with **51** new admissions in the past 24 hours.

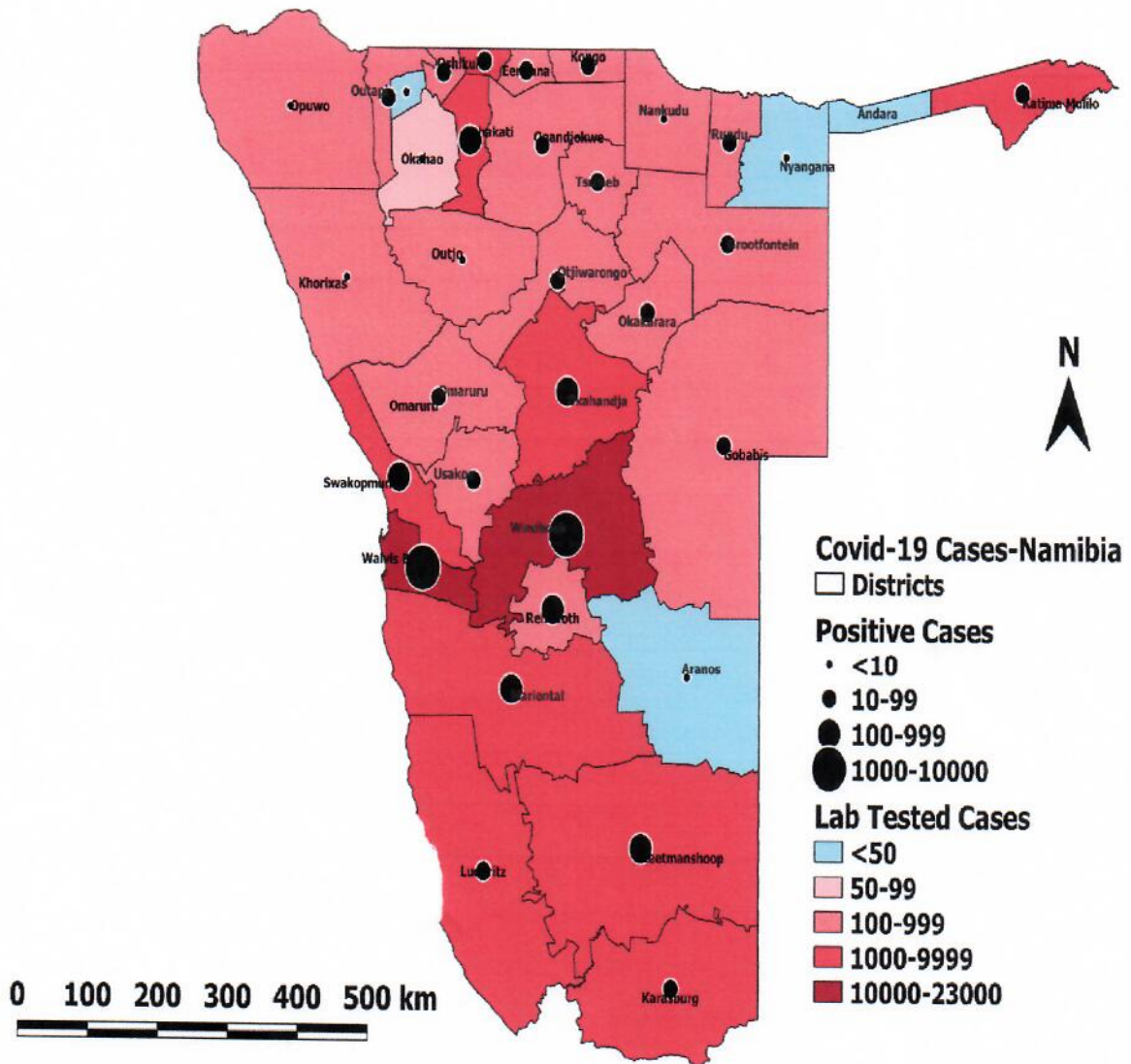


Figure 3: Distribution of suspected and confirmed COVID-19 cases in Namibia by District as of 17 September 2020

PUBLIC HEALTH ACTIONS

- Weekly engagements with regions to ensure readiness for effective response.
- Public awareness on COVID-19 prevention measures is ongoing.
- Efforts on expanding the National testing capacity are ongoing.


CHALLENGES

- Large data backlog - awaiting entry into excel data base and DHIS2.
- Inadequate ICU facilities and ICU equipment at referral hospitals and high care units in the districts.
- Inadequate isolation units, at health facilities in the regions.

RECOMMENDATIONS

- Fast tracking of efforts to use DHIS2 national-wide .
- Provision of fully equipped ICU facilities at referral hospitals and high care units in the districts.
- Establish fully equipped isolation units at health facilities in the regions.

Approved



Incident Manager
17 September 2020



Secretariat

For enquiries, please contact
Namibia Public Health Emergency Operations Centre;



PHEOC@mhss.gov.na



0800 100 100



0851 100 100