



Ministry of Health and Social Services
Republic of Namibia



NAMIBIA COVID-19 SITUATION REPORT NO. 185			
Outbreak Name	COVID-19 outbreak	Country affected	Namibia
Date & Time	19.09.2020 20h00	Investigation start Date	13 March 2020
Prepared by	Surveillance Team		

HIGHLIGHTS/SITUATION UPDATE (19/09/2020)

- A total of **10377** cases have been recorded in a population of approximately 2.5 Million people, making it about **0.4%** of the population infected.
- More male cases **5543 (53.4%)** were recorded compared to female cases **4834 (46.6%)**.
- Of the total confirmed cases, **432 (4.2%)** Health Care Workers (HCWs) have tested positive for COVID-19 to-date.
 - 292 (67.6%) State; 139 (32.2%) Private, 1 (0.2%) NGO
- Today (19/09/2020), **64** recoveries have been recorded from 4 regions; the recovery rate now stands at **77.4%**.
- All fourteen (14) regions have reported confirmed cases; Khomas and Erongo regions are reporting the highest with **4903 (47.2%)** and **3769 (36.3%)** respectively.

TOTAL
Tested 87681
Confirmed 10377
Active 2232
Recovered 8033
Death 112
TODAY
Tested 1047
Confirmed 85
Active 2232
Recovered 64
Death 1

Table 1: Distribution of confirmed COVID-19 cases by region, 19 September 2020

Region	Total No. of cases	Active cases	Recovered	Deaths	Deaths in 24 hours	Cumulative death with co-morbidities	Health Care Workers
Erongo	3769	10	3723	36	1	33	60
Hardap	329	116	209	4	0	1	17
//Kharas	322	123	195	4	0	3	8
Kavango East	103	30	70	3	0	2	15
Kavango West	8	4	3	1	0	1	1
Khomas	4903	1675	3174	54	0	51	283
Kunene	13	3	10	0	0	0	0
Ohangwena	117	7	108	2	0	0	6
Omaheke	70	13	56	1	0	1	1
Omusati	47	9	37	1	0	0	5
Oshana	221	67	151	3	0	2	10
Oshikoto	137	75	62	0	0	0	4
Otjozondjupa	270	94	173	3	0	3	13
Zambezi	68	6	62	0	0	0	9
Total	10377	2232	8033	112	1	97	432

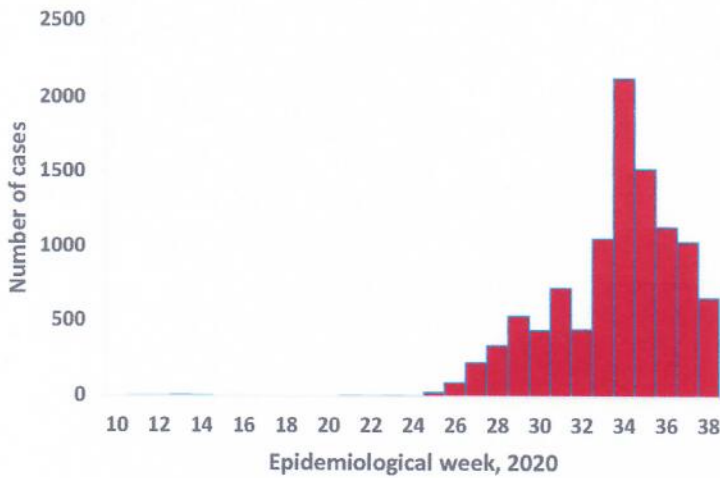


Figure 1: Epi-curve for confirmed COVID-19 cases 19 September 2020

- Up to **2123 (20.5%)** of the total cases were recorded during week 34 (Figure 1).
- After a peak in epi-week 34, the country has seen a gradual reduction in the mean number of confirmed cases from 303 to 147 in epi-week 37.
- Call center continues operation for 24 hours daily. Today, **946** calls were answered including **8** alerts.

- To date, **87681** tests (including **4974** re-tests) have been conducted by NIP, Path-Care, NAMDEB, and UNAM laboratories.
- Since the beginning of the outbreak, **22143** contacts of confirmed cases have been identified, **90** new contacts were identified within the last 24 hours from 8 regions.
- Cumulatively, **12157** contacts have completed their monitoring period, while a total of **1698 (17.3%)** contacts of confirmed cases have tested positive.
- Today, **7402 (75.5%)** out of **9800** active contacts were monitored.

Table 2: COVID-19 specimen recorded at the Laboratories as of 19 September 2020

VARIABLES	TOTAL
Total samples received by the Laboratory	87799
Total samples tested	82707
Total samples re-tested	4974
Total positive results	10377
Total negative results	72301
Total samples discarded	76
Invalid results	1
Total pending results	41
Indeterminant/Inconclusive	29
Suspected cases in 24 hours (excludes re-tests)	947

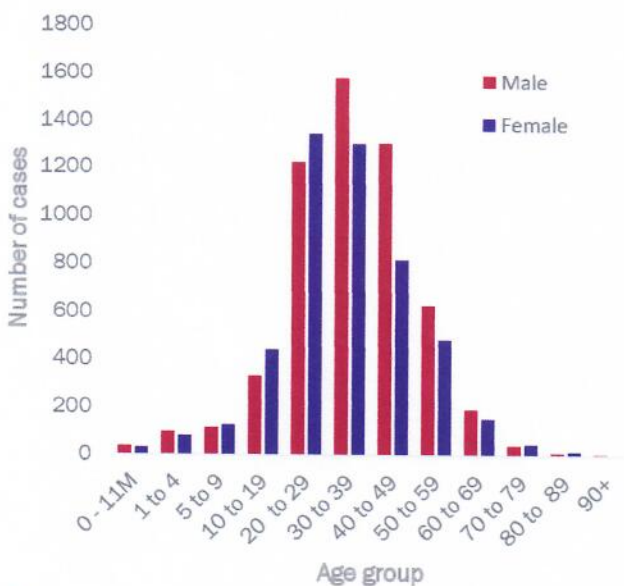


Figure 2: Age and Sex distribution of COVID-19 confirmed cases As of 19 September 2020

- The 20-49 years age-brackets constitute **7550 (72.8%)** of the confirmed cases, while a sizable proportion of the 50-59 age group is **1106 (10.7%)**.
- Among those aged 30-39 years, a significant proportion of males, **1575 (54.8%)** are infected more than females **1297 (45.2 %)**.
- The under 5 years make up **241 (2.3%)** of the total cases.
- Aged 60 years and above constitute **471 (4.5%)** of the confirmed cases.

Table 3: Number of people in mandatory quarantine facilities, 19 September 2020

Region	Newly quarantined 24 hours	Cumulative number	Number discharged	Number in quarantine now	Truck Drivers (24 Hours)
Erongo	2	3207	3138	69	41
Hardap	3	604	588	16	0
Kavango	0	439	426	13	0
Khomas	0	2259	2174	85	0
//Kharas	0	1680	1463	217	0
Kunene	0	439	410	29	0
Ohangwena	0	493	456	37	0
Omaheke	6	907	793	114	0
Omusati	0	294	279	15	0
Oshana	1	304	296	8	0
Oshikoto	0	884	703	181	0
Otjozondjupa	0	838	802	36	0
Zambezi	6	804	770	34	0
Total	18	13152	12298	854	41

➤ Since March 2020, **13152** people have been placed into mandatory quarantine facilities around the country.

➤ A total of **854** people are currently in quarantine with **18** new admissions in the past 24 hours.

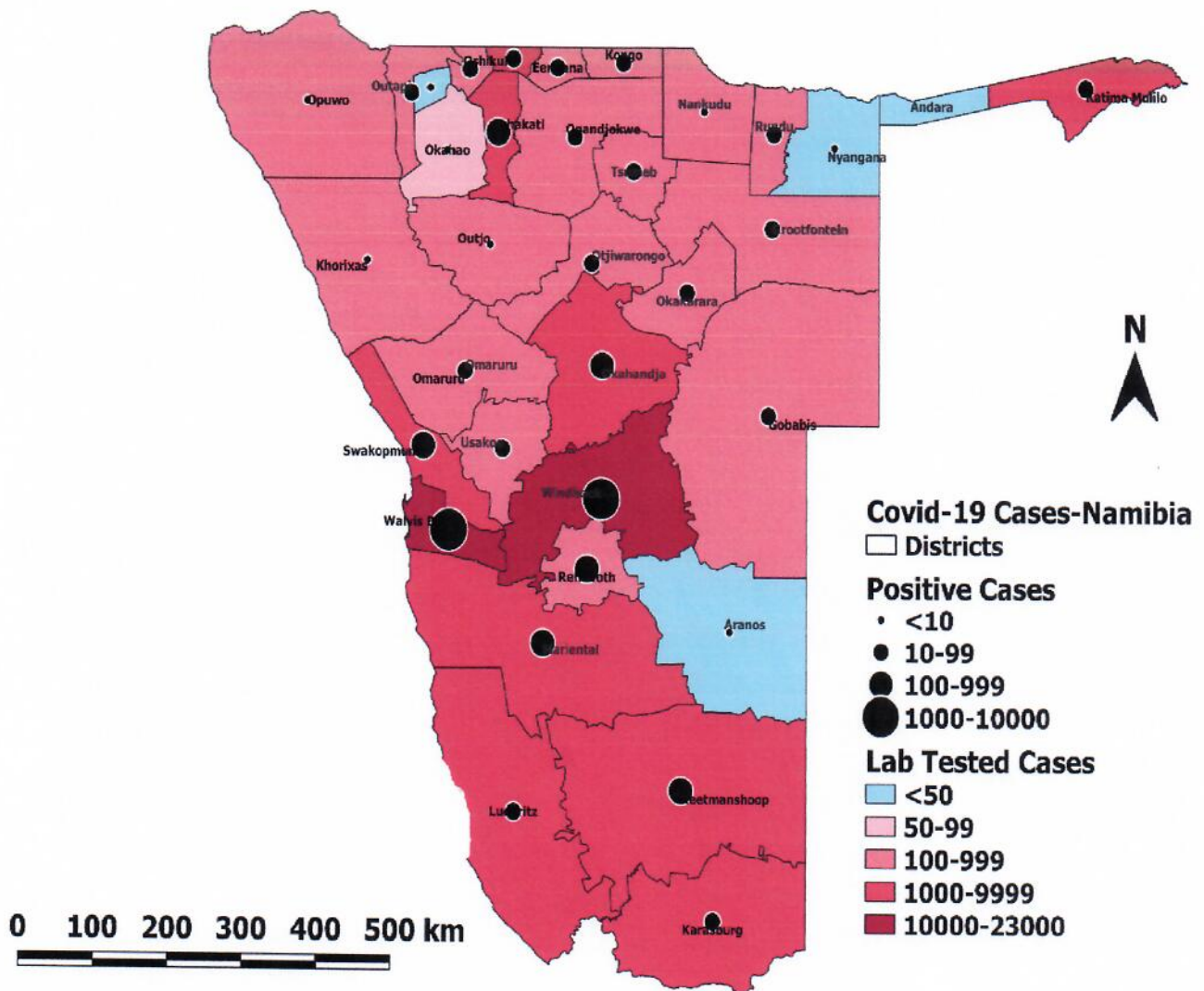


Figure 3: Distribution of suspected and confirmed COVID-19 cases in Namibia by District as of 19 September 2020

PUBLIC HEALTH ACTION(S)

- Weekly engagements with regions to ensure readiness for effective response.
- Public awareness on COVID-19 prevention measures is ongoing.
- Efforts on expanding the National testing capacity are ongoing.
- Response strategies for post State of Emergency are underway.

CHALLENGES

- Large data backlog - awaiting entry into excel data base and DHIS2.
- Inadequate ICU facilities and ICU equipment at referral hospitals and high care units in the districts.
- Inadequate isolation units, at health facilities in the regions.

RECOMMENDATIONS

- Fast tracking of efforts to use DHIS2 national-wide .
- Provision of fully equipped ICU facilities at referral hospitals and high care units in the districts.
- Establish fully equipped isolation units at health facilities in the regions.

Approved



Incident Manager
19 September 2020



Secretariat

For enquiries, please contact
Namibia Public Health Emergency Operations Centre;



PHEOC@mhss.gov.na



0800 100 100



0851 100 100