



NAMIBIA COVID-19 SITUATION REPORT NO. 186

Outbreak Name	COVID-19 outbreak	Country affected	Namibia
Date & Time	20.09.2020 20h00	Investigation start Date	13 March 2020
Prepared by	Surveillance Team		

HIGHLIGHTS/SITUATION UPDATE (20/09/2020)

- A total of **10526** cases have been recorded in a population of approximately 2.5 Million people, making it about **0.4%** of the population infected.
- More male cases **5647 (53.6%)** were recorded compared to female cases **4879 (46.4%)**.
- Of the total confirmed cases, **436 (4.1%)** Health Care Workers (HCWs) have tested positive for COVID-19 to-date.
 - 292 (67.0%) State; 143 (32.8%) Private, 1 (0.2%) NGO
- Today (20/09/2020), **79** recoveries have been recorded from 3 regions; the recovery rate now stands at **77.1%**.
- All fourteen (14) regions have reported confirmed cases; Khomas and Erongo regions are reporting the highest with **4978 (47.3%)** and **3794 (36.0%)** respectively.
- Among the known contacts, **396 (4.0%)** new confirmed cases have been reported during the last 7 days.

TOTAL
Tested 88770
Confirmed 10526
Active 2301
Recovered 8112
Death 113
TODAY
Tested 1145
Confirmed 149
Active 2301
Recovered 79
Death 1

Table 1: Distribution of confirmed COVID-19 cases by region, 20 September 2020

Region	Total No. of cases	Active cases	Recovered	Deaths	Deaths in 24 hours	Cumulative death with co-morbidities	Health Care Workers
Erongo	3794	35	3723	36	0	33	60
Hardap	329	110	215	4	0	1	17
//Kharas	322	52	266	4	0	3	8
Kavango East	106	33	70	3	0	2	15
Kavango West	8	4	3	1	0	1	1
Khomas	4978	1749	3174	55	1	52	287
Kunene	14	4	10	0	0	0	0
Ohangwena	137	27	108	2	0	0	6
Omaheke	71	14	56	1	0	1	1
Omusati	47	7	39	1	0	0	5
Oshana	224	70	151	3	0	2	10
Oshikoto	149	87	62	0	0	0	4
Otjozondjupa	278	102	173	3	0	3	13
Zambezi	69	7	62	0	0	0	9
Total	10526	2301	8112	113	1	98	436

EPIDEMIOLOGICAL SITUATION IN NAMIBIA

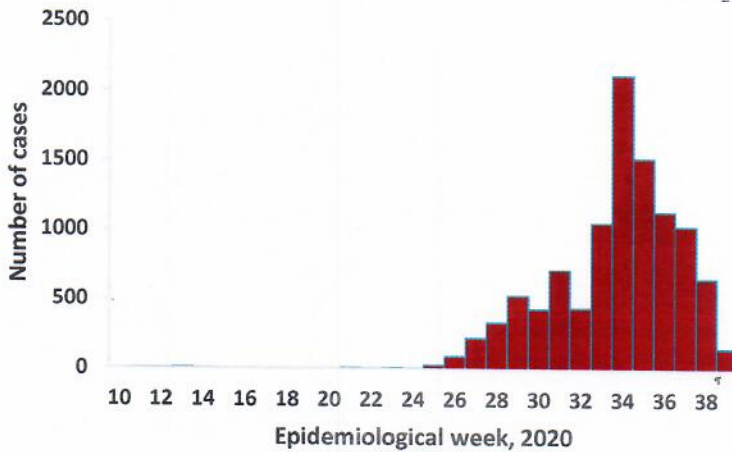


Figure 1: Epi-curve for confirmed COVID-19 cases 20 September 2020

- Up to **2123 (20.2%)** of the total cases were recorded during week 34 (Figure 1).
- After a peak in epi-week 34, the country has seen a gradual reduction in the mean number of confirmed cases from 303 to 94 in epi-week 38.
- Call center continues operation for 24 hours daily. Today, **1345** calls were answered including **14** alerts.
- **75** alerts were received in the last 7 days.

- To date, **88770** tests (including **4984** re-tests) have been conducted by NIP, Path-Care, NAMDEB, and UNAM laboratories.
- Since the beginning of the outbreak, **22208** contacts of confirmed cases have been identified, **65** new contacts were identified within the last 24 hours from 9 regions.
- Cumulatively, **12178** contacts have completed their monitoring period, while a total of **1702 (17.3%)** contacts of confirmed cases have tested positive.
- Today, **7446 (75.7%)** out of **9830** active contacts were monitored.

Table 2: COVID-19 specimen recorded at the Laboratories as of 20 September 2020

VARIABLES	TOTAL
Total samples received by the Laboratory	88888
Total samples tested	83786
Total samples re-tested	4984
Total positive results	10526
Total negative results	73231
Total samples discarded	76
Invalid results	1
Total pending results	41
Indeterminant/Inconclusive	29
Suspected cases in 24 hours (excludes re-tests)	1079

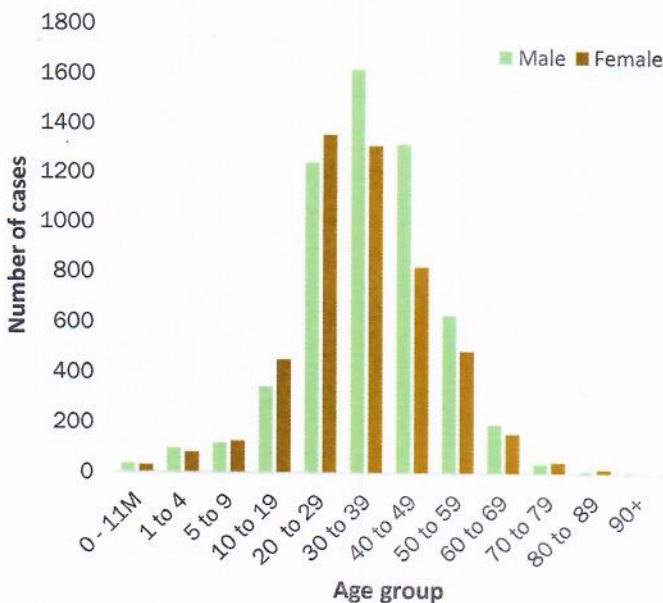


Figure 2: Age and Sex distribution of COVID-19 confirmed cases As of 20 September 2020

- The 20-49 years age-brackets constitute **7652 (72.7%)** of the confirmed cases, while a sizable proportion of the 50-59 age group is **1114 (10.6%)**.
- Among those aged 30-39 years, a significant proportion of males, **1618 (55.3%)** are infected more than females **1307 (44.7%)**.
- The under 5 years make up **246 (2.3%)** of the total cases.
- Aged 60 years and above constitute **476 (4.5%)** of the confirmed cases.

Table 3: Number of people in mandatory quarantine facilities, 20 September 2020

Region	Newly quarantined 24 hours	Cumulative number	Number discharged	Number in quarantine now	Truck Drivers (24 Hours)
Erongo	0	3207	3138	69	0
Hardap	0	604	588	16	0
Kavango	0	439	426	13	0
Khomas	11	2270	2192	78	0
//Kharas	0	1680	1463	217	0
Kunene	0	439	418	21	0
Ohangwena	0	493	456	37	0
Omaheke	0	907	793	114	0
Omusati	0	294	279	15	0
Oshana	0	304	296	8	0
Oshikoto	0	884	703	181	0
Otjozondjupa	3	841	804	37	0
Zambezi	0	804	770	34	0
Total	14	13166	12326	840	0

➤ Since March 2020, 13166 people have been placed into mandatory quarantine facilities around the country.

➤ A total of 840 people are currently in quarantine with 14 new admissions in the past 24 hours.

- A total of 272 trucks entered the country through various ground crossing points in the last 24 hours.
- Of these trucks, 101 (37.1%) were heading to Khomas, 74 (27.2%) to //Kharas while 53 (19.5%) were heading to Erongo region.
- The remaining 44 (16.2%) were heading to the other 8 regions.

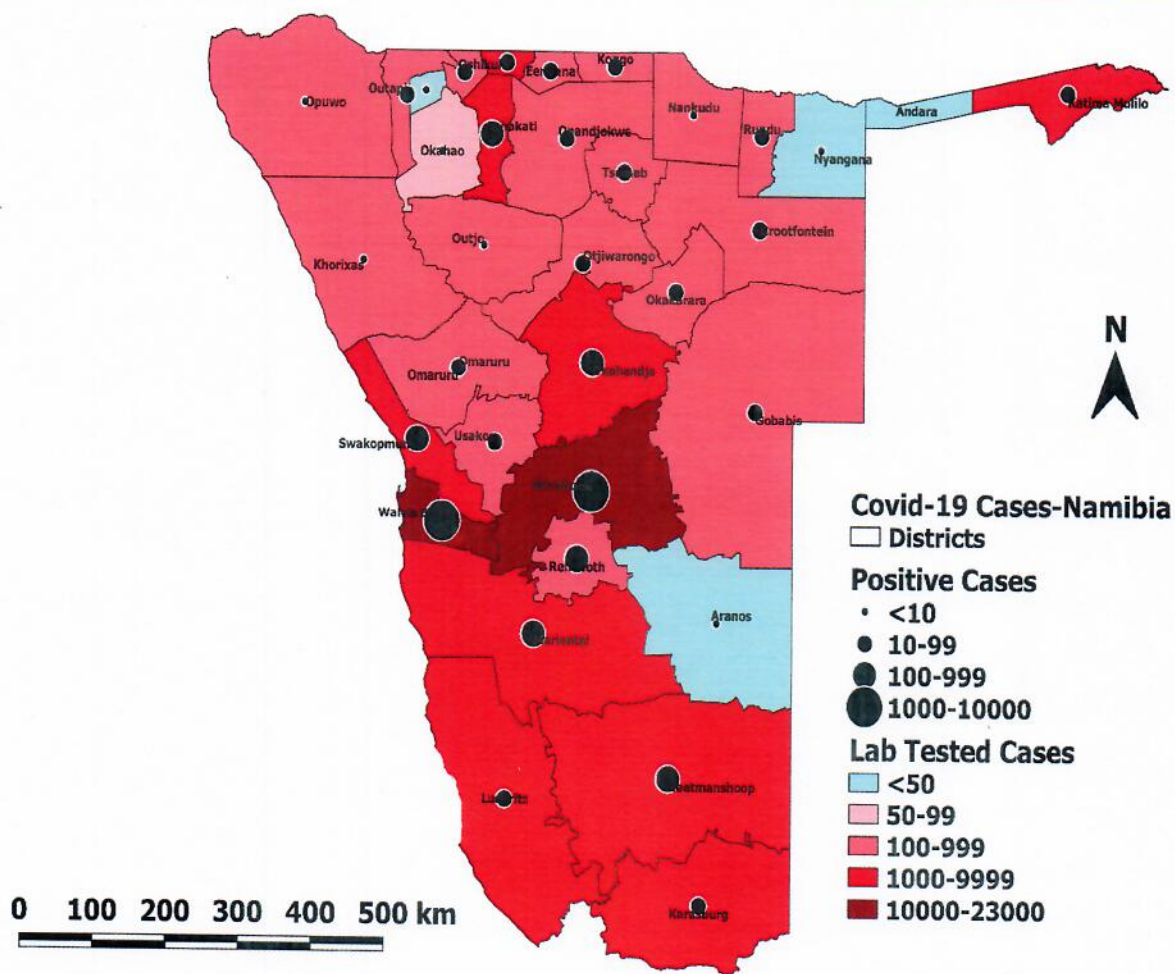


Figure 3: Distribution of suspected and confirmed COVID-19 cases in Namibia by District as of 20 September 2020

PUBLIC HEALTH ACTION(S)

- Weekly engagements with regions to ensure readiness for effective response.
- Public awareness on COVID-19 prevention measures is ongoing.
- Efforts on expanding the National testing capacity are ongoing.
- Response strategies for post State of Emergency are underway.

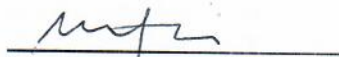
CHALLENGES

- Large data backlog - awaiting entry into excel data base and DHIS2.
- Inadequate ICU facilities and ICU equipment at referral hospitals and high care units in the districts.
- Inadequate isolation units, at health facilities in the regions.


RECOMMENDATIONS

- Fast tracking of efforts to use DHIS2 national-wide .
- Provision of fully equipped ICU facilities at referral hospitals and high care units in the districts.
- Establish fully equipped isolation units at health facilities in the regions.

Approved




Incident Manager
20 September 2020




Secretariat

For enquiries, please contact
Namibia Public Health Emergency Operations Centre;

 PHEOC@mhss.gov.na

 0800 100 100

 0851 100 100