



NAMIBIA COVID-19 SITUATION REPORT NO. 189			
Outbreak Name	COVID-19 outbreak	Country affected	Namibia
Date & Time	23.09.2020 20h00	Investigation start Date	13 March 2020
Prepared by	Surveillance Team		

HIGHLIGHTS/SITUATION UPDATE (23/09/2020)

TOTAL	TODAY
Tested 91882	Tested 1041
Confirmed 10740	Confirmed 77
Active 2139	Active 2139
Recovered 8482	Recovered 51
Death 119	Death 2

- A total of **10740** cases have been recorded in a population of approximately 2.5 Million people, making it about **0.4%** of the population infected.
- More male cases **5756 (53.6%)** were recorded compared to female cases **4984 (46.4%)**.
- Of the total confirmed cases, **446 (4.2%)** Health Care Workers (HCWs) have tested positive for COVID-19 to-date.
 - 296 (66.4%) State; 149 (33.4%) Private, 1 (0.2%) NGO
- Today (23/09/2020), **51** recoveries have been recorded from 6 regions; the recovery rate now stands at **79.0%**.
- All fourteen (14) regions have reported confirmed cases; Khomas and Erongo regions are reporting the highest with **5113 (47.6%)** and **3810 (35.5%)** respectively.

Table 1: Distribution of confirmed COVID-19 cases by region, 23 September 2020

Region	Total No. of cases	Active cases	Recovered	Deaths	Deaths in 24 hours	Cumulative death with co-morbidities	Health Care Workers
Erongo	3810	50	3723	37	0	34	60
Hardap	347	91	252	4	0	1	17
//Kharas	336	61	271	4	0	3	8
Kavango East	110	37	70	3	0	2	17
Kavango West	8	4	3	1	0	1	1
Khomas	5113	1651	3404	58	1	55	290
Kunene	14	2	12	0	0	0	0
Ohangwena	141	25	114	2	0	0	6
Omaheke	71	3	67	1	0	1	1
Omusati	47	2	44	1	0	0	5
Oshana	229	75	151	3	0	2	12
Oshikoto	154	84	70	0	0	0	4
Otjozondjupa	289	45	239	5	1	4	13
Zambezi	71	9	62	0	0	0	10
Total	10740	2139	8482	119	2	103	446

EPIDEMIOLOGICAL SITUATION IN NAMIBIA

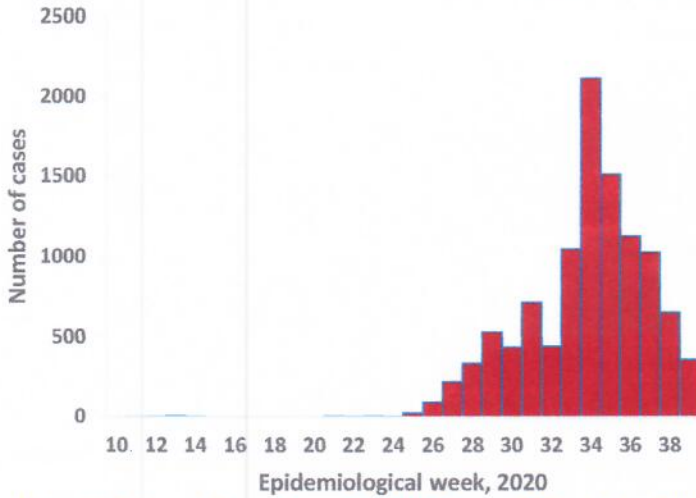


Figure 1: Epi-curve for confirmed COVID-19 cases 23 September 2020

- Up to **2123 (19.8%)** of the total cases were recorded during week 34 (Figure 1).
- After a peak in epi-week 34, the country has seen a gradual reduction in the mean number of confirmed cases from 303 to 94 in epi-week 38.
- Call center continues operation for 24 hours daily. Today, **928** calls were answered including **8** alerts.

- To date, **91882** tests (including **5208** re-tests) have been conducted by NIP, Path-Care, NAMDEB, and UNAM laboratories.
- Since the beginning of the outbreak, **23083** contacts of confirmed cases have been identified, **246** new contacts were identified within the last 24 hours from 10 regions.
- Cumulatively, **13486** contacts have completed their monitoring period, while a total of **1945 (21.0%)** contacts of confirmed cases have tested positive.
- Today, **7550 (81.7%)** out of **9244** active contacts were monitored.

Table 2: COVID-19 specimen recorded at the Laboratories as of 23 September 2020

VARIABLES	TOTAL
Total samples received by the Laboratory	92000
Total samples tested	86674
Total samples re-tested	5208
Total positive results	10740
Total negative results	95905
Total samples discarded	76
Invalid results	1
Total pending results	41
Indeterminant/Inconclusive	29
Suspected cases in 24 hours (excludes re-tests)	973

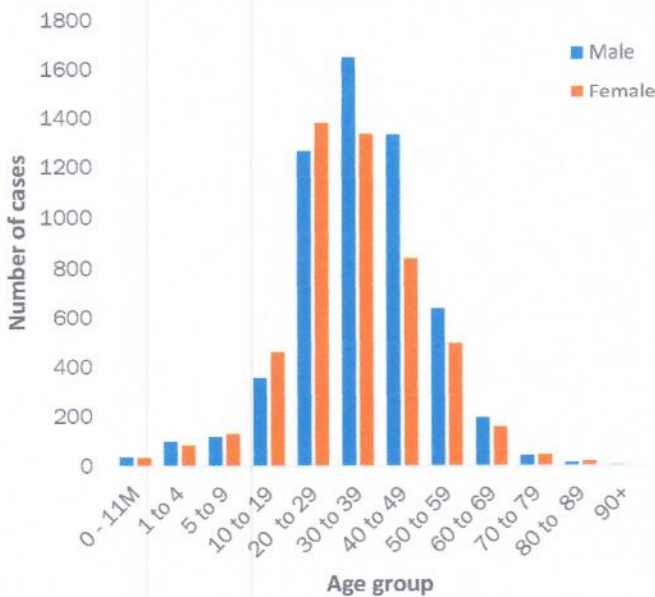


Figure 2: Age and Sex distribution of COVID-19 confirmed cases As of 23 September 2020

- The 20-49 years age-brackets constitute **7803 (72.7%)** of the confirmed cases, while a sizable proportion of the 50-59 age group is **1133 (10.5%)**.
- Among those aged 30-39 years, a significant proportion of males, **1651 (55.3%)** are infected more than females **1335 (44.7%)**.
- The under 5 years make up **253 (2.4%)** of the total cases.
- Aged 60 years and above constitute **487 (4.5%)** of the confirmed cases.

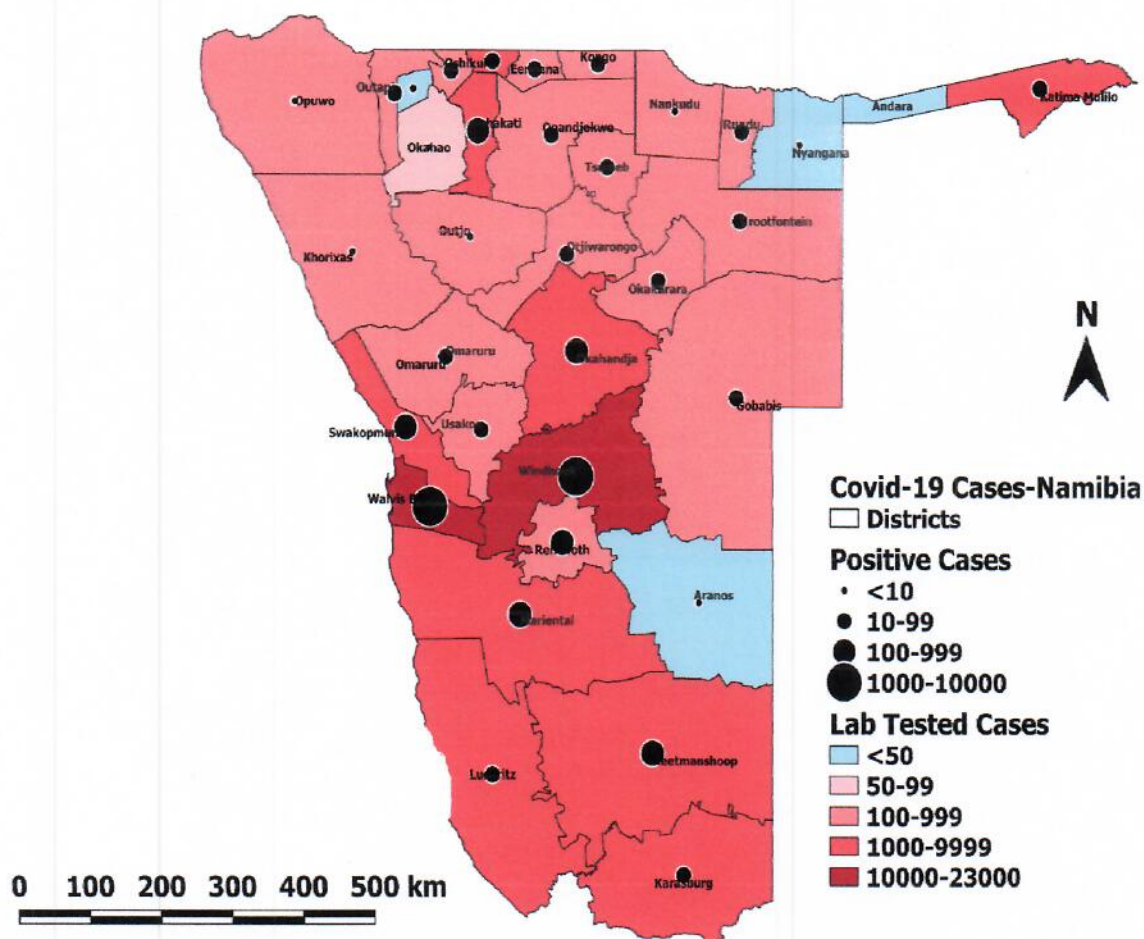


Figure 3: Distribution of suspected and confirmed COVID-19 cases in Namibia by District as of 23 September 2020

- A total of **242** trucks entered the country through various ground crossing points in the last 24 hours.
- Of these trucks, **85 (35.1%)** were heading to Khomas, **75 (31.0%)** to //Kharas while **46 (19.0%)** were heading to Erongo region.
- The remaining **36 (14.9%)** were heading to the other 8 regions.

Table 3: Number of people in mandatory quarantine facilities, 23 September 2020

Region	Newly quarantined 24 hours	Cumulative number	Number discharged	Number in quarantine now	Truck Drivers (24 Hours)
Erongo	11	3234	3167	67	0
Hardap	11	646	612	34	0
Kavango	0	439	426	13	0
Khomas	9	2304	2250	54	0
//Kharas	0	1680	1463	217	0
Kunene	6	447	436	11	0
Ohangwena	1	496	467	29	0
Omaheke	3	919	862	57	0
Omusati	0	294	291	3	0
Oshana	0	305	300	5	0
Oshikoto	292	1242	806	436	0
Otjozondjupa	0	841	838	3	0
Zambezi	1	810	775	35	0
Total	334	13657	12693	964	0

- Since March 2020, **13657** people have been placed into mandatory quarantine facilities around the country.
- A total of **964** people are currently in quarantine with **334** new admissions in the past 24 hours.

PUBLIC HEALTH ACTION(S)

- Weekly engagements with regions to ensure readiness for effective response.
- Public awareness on COVID-19 prevention measures is ongoing.
- Efforts on expanding the National testing capacity are ongoing.
- Response strategies for post State of Emergency are underway.


CHALLENGES

- Large data backlog - awaiting entry into excel data base and DHIS2.
- Inadequate ICU facilities and ICU equipment at referral hospitals and high care units in the districts.
- Inadequate isolation units, at health facilities in the regions.


RECOMMENDATIONS

- Fast tracking of efforts to use DHIS2 national-wide .
- Provision of fully equipped ICU facilities at referral hospitals and high care units in the districts.
- Establish fully equipped isolation units at health facilities in the regions.

Approved




Incident Manager
23 September 2020



Secretariat

For enquiries, please contact
Namibia Public Health Emergency Operations Centre;

 PHEOC@mhss.gov.na

 0800 100 100

 0851 100 100