



NAMIBIA COVID-19 SITUATION REPORT NO. 191

Outbreak Name	COVID-19 outbreak	Country affected	Namibia
Date & Time	25.09.2020 20h00	Investigation start Date	13 March 2020
Prepared by	Surveillance Team		

HIGHLIGHTS/SITUATION UPDATE (25/09/2020)

TOTAL	TODAY
Tested 93978	Tested 1075
Confirmed 10918	Confirmed 83
Active 2049	Active 2049
Recovered 8749	Recovered 180
Death 120	Death 1

- A total of **10918** cases have been recorded in a population of approximately 2.5 Million people, making it about **0.4%** of the population infected.
- More male cases **5879 (53.8%)** were recorded compared to female cases **5039 (46.2%)**.
- Of the total confirmed cases, **450 (4.1%)** Health Care Workers (HCWs) have tested positive for COVID-19 to-date.
 - 298 (66.2%) State; 151 (33.6%) Private, 1 (0.2%) NGO
- Today (25/09/2020), **180** recoveries have been recorded from 4 regions; the recovery rate now stands at **80.1%**.
- All fourteen (14) regions have reported confirmed cases; Khomas and Erongo regions are reporting the highest with **5162 (47.3%)** and **3823 (35.0%)** respectively.
- Of the total fatalities, **94 (78.3%)** are COVID-19 deaths while **26 (21.7%)** are COVID-19 related deaths.

Table 1: Distribution of confirmed COVID-19 cases by region, 25 September 2020

Region	Total No. of cases	Active cases	Recovered	Deaths	Deaths in 24 hours	Cumulative death with co-morbidities	Health Care Workers
Erongo	3823	56	3730	37	0	34	61
Hardap	404	120	280	4	0	1	17
//Kharas	341	59	278	4	0	3	8
Kavango East	110	37	70	3	0	2	17
Kavango West	8	4	3	1	0	1	1
Khomas	5162	1575	3529	58	0	55	294
Kunene	14	2	12	0	0	0	0
Ohangwena	145	27	116	2	0	0	6
Omaheke	73	4	66	2	1	1	1
Omusati	48	2	45	1	0	0	5
Oshana	268	17	248	3	0	2	12
Oshikoto	157	87	70	0	0	0	4
Otjozondjupa	292	48	239	5	0	4	13
Zambezi	73	11	62	0	0	0	11
Total	10918	2049	8749	120	0	103	450

EPIDEMIOLOGICAL SITUATION IN NAMIBIA

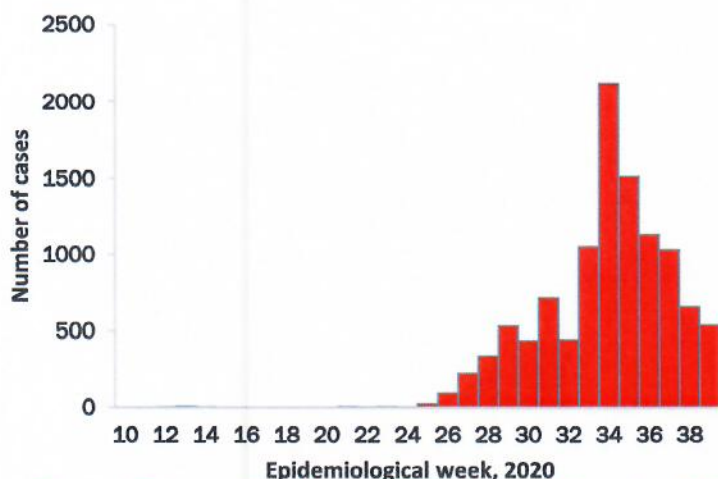


Figure 1: Epi-curve for confirmed COVID-19 cases 25 September 2020

- Up to **2123 (19.4%)** of the total cases were recorded during week 34 (Figure 1).
- After a peak in epi-week 34, the country has seen a gradual reduction in the mean number of confirmed cases from 303 to 94 in epi-week 38.
- Call center continues operation for 24 hours daily. Today, **1295** calls were answered including **12** alerts.

Table 2: COVID-19 specimen recorded at the Laboratories as of 25 September 2020

VARIABLES	TOTAL
Total samples received by the Laboratory	94096
Total samples tested	88685
Total samples re-tested	5293
Total positive results	10918
Total negative results	77738
Total samples discarded	76
Invalid results	1
Total pending results	41
Indeterminant/Inconclusive	29
Suspected cases in 24 hours (excludes re-tests)	1028

- To date, **93978** tests (including **5293** re-tests) have been conducted by NIP, Path-Care, NAMDEB, and UNAM laboratories.
- Since the beginning of the outbreak, **23935** contacts of confirmed cases have been identified, **244** new contacts were identified within the last 24 hours from 11 regions.
- Cumulatively, **14381** contacts have completed their monitoring period, while a total of **2060 (22.0%)** contacts of confirmed cases have tested positive.
- Today, **8076 (86.1%)** out of **9381** active contacts were monitored.

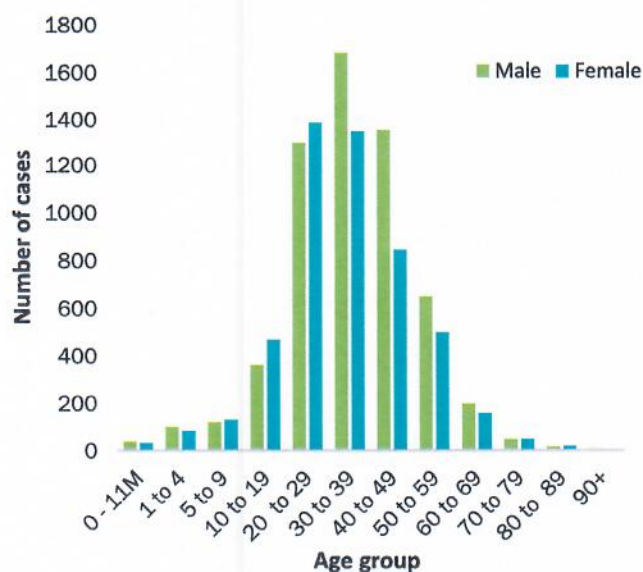


Figure 2: Age and Sex distribution of COVID-19 confirmed cases As of 25 September 2020

- The 20-49 years age-brackets constitute **7931 (72.6%)** of the confirmed cases, while a sizable proportion of the 50-59 age group is **1152 (10.6%)**.
- Among those aged 30-39 years, a significant proportion of males, **1685 (55.5%)** are infected more than females **1353 (44.5%)**.
- The under 5 years make up **257 (2.4%)** of the total cases.
- Aged 60 years and above constitute **495 (4.5%)** of the confirmed cases.

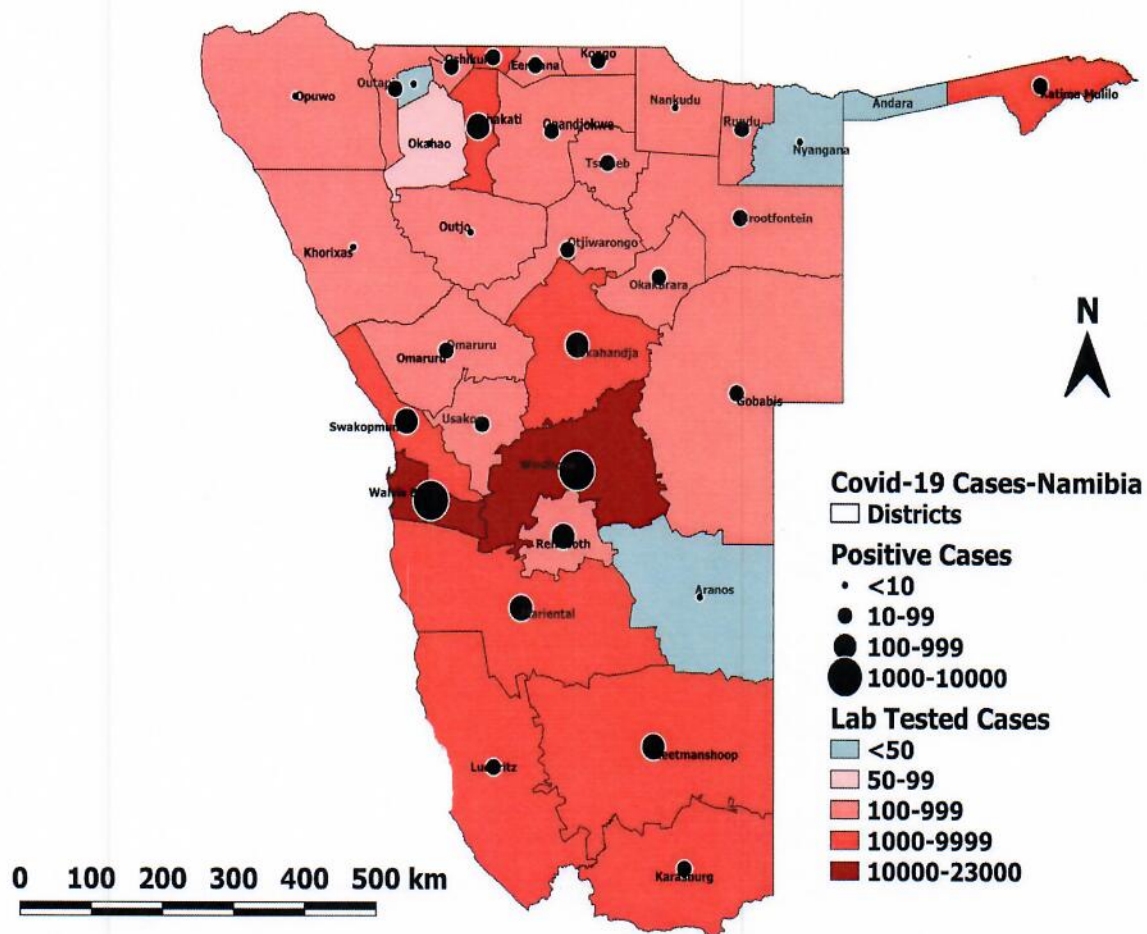


Figure 3: Distribution of suspected and confirmed COVID-19 cases in Namibia by District as of 25 September 2020

Table 3: Number of people in mandatory quarantine facilities, 25 September 2020

Region	Newly quarantined 24 hours	Cumulative number	Number discharged	Number in quarantine now	Truck Drivers (24 Hours)
Erongo	69	3314	3210	104	45
Hardap	11	660	622	38	0
Kavango	0	439	426	13	0
Khomas	10	2324	2276	48	0
//Kharas	0	1680	1463	217	0
Kunene	0	447	438	9	0
Ohangwena	0	496	467	29	0
Omaheke	3	932	871	61	0
Omusati	0	294	294	0	0
Oshana	1	306	303	3	0
Oshikoto	17	1435	859	576	1
Otjozondjupa	0	841	840	1	0
Zambezi	5	816	789	27	0
Total	116	13984	12860	1124	46

➤ Since March 2020, **13984** people have been placed into mandatory quarantine facilities around the country.

➤ A total of **1124** people are currently in quarantine with **116** new admissions in the past 24 hours.

PUBLIC HEALTH ACTION(S)

- Weekly engagements with regions to ensure readiness for effective response.
- Public awareness on COVID-19 prevention measures is ongoing.
- Efforts on expanding the National testing capacity are ongoing.
- Response strategies for post State of Emergency are underway.

CHALLENGES

- Large data backlog - awaiting entry into excel data base and DHIS2.
- Inadequate ICU facilities and ICU equipment at referral hospitals and high care units in the districts.
- Inadequate isolation units, at health facilities in the regions.

RECOMMENDATIONS

- Fast tracking of efforts to use DHIS2 national-wide .
- Provision of fully equipped ICU facilities at referral hospitals and high care units in the districts.
- Establish fully equipped isolation units at health facilities in the regions.

Approved





Incident Manager
25 September 2020




Secretariat

For enquiries, please contact
Namibia Public Health Emergency Operations Centre;

 PHEOC@mhss.gov.na

 0800 100 100

 0851 100 100