



NAMIBIA COVID-19 SITUATION REPORT NO. 192

Outbreak Name	COVID-19 outbreak	Country affected	Namibia
Date & Time	26.09.2020 20h00	Investigation start Date	13 March 2020
Prepared by	Surveillance Team		

HIGHLIGHTS/SITUATION UPDATE (26/09/2020)

TOTAL
Tested 94898
Confirmed 11033
Active 2137
Recovered 8776
Death 120

TODAY
Tested 920
Confirmed 115
Active 2137
Recovered 27
Death 0

- A total of **11033** cases have been recorded in a population of approximately 2.5 Million people, making it about **0.4%** of the population infected.
- More male cases **5937 (53.8%)** were recorded compared to female cases **5096 (46.2%)**.
- Of the total confirmed cases, **452 (4.1%)** Health Care Workers (HCWs) have tested positive for COVID-19 to-date.
 - 298 (65.9%) State; 153 (33.8%) Private, 1 (0.2%) NGO
- Today (26/09/2020), **27** recoveries have been recorded from 5 regions; the recovery rate now stands at **79.5%**.
- All fourteen (14) regions have reported confirmed cases; Khomas and Erongo regions are reporting the highest with **5199 (47.1%)** and **3837 (34.8%)** respectively.
- Of the total fatalities, **94 (78.3%)** are COVID-19 deaths while **26 (21.7%)** are COVID-19 related deaths.

Table 1: Distribution of confirmed COVID-19 cases by region, 26 September 2020

Region	Total No. of cases	Active cases	Recovered	Deaths	Deaths in 24 hours	Cumulative death with co-morbidities	Health Care Workers
Erongo	3837	70	3730	37	0	34	61
Hardap	407	114	289	4	0	1	17
//Kharas	341	56	281	4	0	3	8
Kavango East	112	39	70	3	0	2	17
Kavango West	8	4	3	1	0	1	1
Khomas	5199	1604	3537	58	0	55	296
Kunene	14	2	12	0	0	0	0
Ohangwena	145	27	116	2	0	0	6
Omaheke	73	3	68	2	1	1	1
Omusati	48	2	45	1	0	0	5
Oshana	268	17	248	3	0	2	12
Oshikoto	205	135	70	0	0	0	4
Otjozondjupa	302	58	239	5	0	4	13
Zambezi	74	6	68	0	0	0	11
Total	11033	2137	8776	120	0	103	452

EPIDEMIOLOGICAL SITUATION IN NAMIBIA

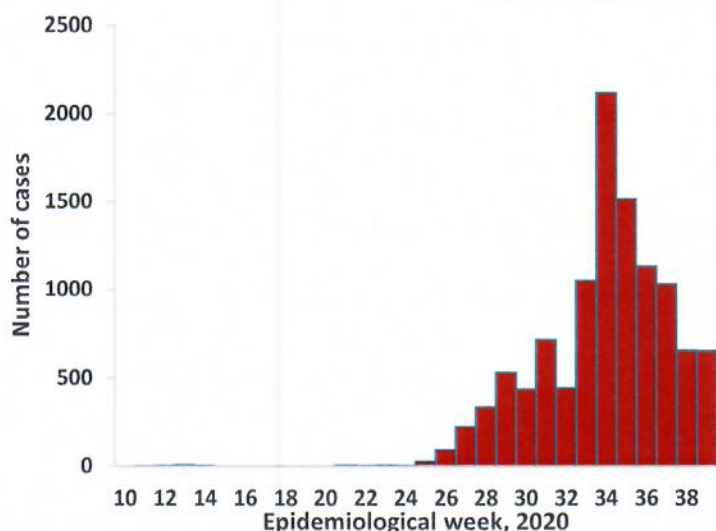


Figure 1: Epi-curve for confirmed COVID-19 cases 26 September 2020

- Up to **2123 (19.2%)** of the total cases were recorded during week 34 (Figure 1).
- After a peak in epi-week 34, the country has seen a gradual reduction in the mean number of confirmed cases from 303 to 94 in epi-week 38.
- Call center continues operation for 24 hours daily. Today, **1302** calls were answered including **14** alerts.

Table 2: COVID-19 specimen recorded at the Laboratories as of 26 September 2020

VARIABLES	TOTAL
Total samples received by the Laboratory	95016
Total samples tested	89588
Total samples re-tested	5310
Total positive results	11033
Total negative results	78525
Total samples discarded	76
Invalid results	1
Total pending results	41
Indeterminant/Inconclusive	30
Suspected cases in 24 hours (excludes re-tests)	903

- To date, **94898** tests (including **5310** re-tests) have been conducted by NIP, Path-Care, NAMDEB, and UNAM laboratories.
- Since the beginning of the outbreak, **23950** contacts of confirmed cases have been identified, **15** new contacts were identified within the last 24 hours from 11 regions.
- Cumulatively, **14414** contacts have completed their monitoring period, while a total of **2091 (22.2%)** contacts of confirmed cases have tested positive.
- Today, **7830 (83.3%)** out of **9398** active contacts were monitored.

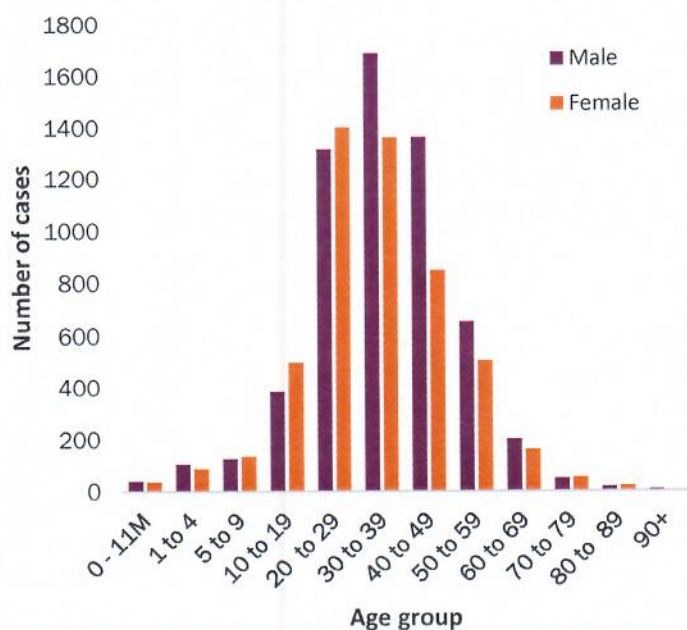


Figure 2: Age and Sex distribution of COVID-19 confirmed cases As of 26 September 2020

- The 20-49 years age-brackets constitute **7980 (72.3%)** of the confirmed cases, while a sizable proportion of the 50-59 age group is **1157 (10.5%)**.
- Among those aged 30-39 years, a significant proportion of males, **1689 (55.4%)** are infected more than females **1362 (44.6%)**.
- The under 5 years make up **262 (2.4%)** of the total cases.
- Aged 60 years and above constitute **498 (4.5%)** of the confirmed cases.

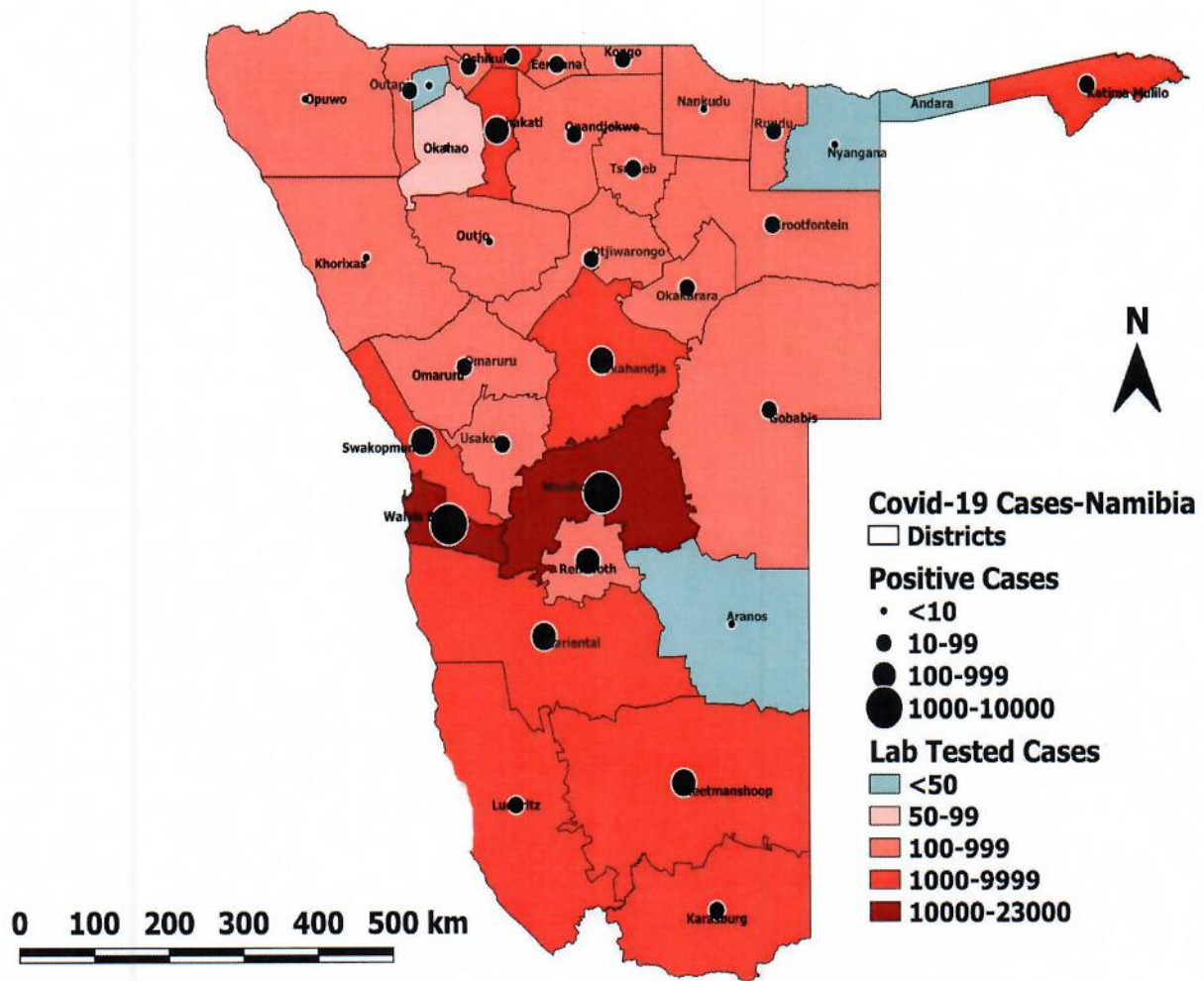


Figure 3: Distribution of suspected and confirmed COVID-19 cases in Namibia by District as of 26 September 2020

Table 3: Number of people in mandatory quarantine facilities, 26 September 2020

Region	Newly quarantined 24 hours	Cumulative number	Number discharged	Number in quarantine now	Truck Drivers (24 Hours)
Erongo	0	3314	3210	104	64
Hardap	0	660	622	38	0
Kavango	163	602	555	47	0
Khomas	14	2338	2292	46	0
//Kharas	0	1680	1463	217	0
Kunene	0	447	438	9	0
Ohangwena	0	496	467	29	0
Omaheke	2	934	898	36	0
Omusati	3	297	294	3	0
Oshana	0	306	303	3	0
Oshikoto	0	1435	859	576	0
Otjozondjupa	0	841	840	1	0
Zambezi	0	816	789	27	0
Total	182	14166	13030	1136	64

- Since March 2020, **14166** people have been placed into mandatory quarantine facilities around the country.
- A total of **1136** people are currently in quarantine with **182** new admissions in the past 24 hours.

PUBLIC HEALTH ACTION(S)

- Weekly engagements with regions to ensure readiness for effective response.
- Public awareness on COVID-19 prevention measures is ongoing.
- Efforts on expanding the National testing capacity are ongoing.
- Response strategies for post State of Emergency are underway.


CHALLENGES

- Large data backlog - awaiting entry into excel data base and DHIS2.
- Inadequate ICU facilities and ICU equipment at referral hospitals and high care units in the districts.
- Inadequate isolation units, at health facilities in the regions.


RECOMMENDATIONS

- Fast tracking of efforts to use DHIS2 national-wide.
- Provision of fully equipped ICU facilities at referral hospitals and high care units in the districts.
- Establish fully equipped isolation units at health facilities in the regions.

Approved





Incident Manager
26 September 2020




Secretariat

For enquiries, please contact
Namibia Public Health Emergency Operations Centre;

 PHEOC@mhss.gov.na

 0800 100 100

 0851 100 100