



NAMIBIA COVID-19 SITUATION REPORT NO. 194

Outbreak Name	COVID-19 outbreak	Country affected	Namibia
Date & Time	28.09.2020 20h00	Investigation start Date	13 March 2020
Prepared by	Surveillance Team		

HIGHLIGHTS/SITUATION UPDATE (28/09/2020)

TOTAL
Tested 96012
Confirmed 11140
Active 2082
Recovered 8937
Death 121

TODAY
Tested 967
Confirmed 19
Active 2082
Recovered 150
Death 0

- A total of **11140** cases have been recorded in a population of approximately 2.5 Million people, making it about **0.4%** of the population infected.
- More cases **5996 (53.8%)** were recorded compared to female cases **5144 (46.2%)**.
- Of the total confirmed cases, **455 (4.1%)** Health Care Workers (HCWs) have tested positive for COVID-19 to-date.
 - 300 (65.9%) State; 154 (33.8%) Private, 1 (0.2%) NGO
- Today (28/09/2020), **150** recoveries have been recorded from 7 regions; the recovery rate now stands at **80.2%**.
- All fourteen (14) regions have reported confirmed cases; Khomas and Erongo regions reported the highest with **5235 (47.0%)** and **3840 (34.5%)** respectively.
- Of the total fatalities, **95 (78.5%)** are COVID-19 deaths while **26 (21.5%)** are COVID-19 related deaths.
- There is an alarming increase in the number of COVID-19 positive cases in closed settings such as schools and police holding cells.

Table 1: Distribution of confirmed COVID-19 cases by region, 28 September 2020

Region	Total No. of cases	Active cases	Recovered	Deaths	Deaths in 24 hours	Cumulative death with co-morbidities	Health Care Workers
Erongo	3840	51	3752	37	0	34	61
Hardap	407	94	309	4	0	1	17
//Kharas	344	39	301	4	0	3	9
Kavango East	123	50	70	3	0	2	17
Kavango West	8	4	3	1	0	1	1
Khomas	5235	1545	3631	59	0	56	298
Kunene	14	1	13	0	0	0	0
Ohangwena	145	26	117	2	0	0	6
Omaheke	74	3	69	2	0	1	1
Omusati	50	3	46	1	0	0	5
Oshana	280	29	248	3	0	2	12
Oshikoto	243	173	70	0	0	0	4
Otjozondjupa	303	59	239	5	0	4	13
Zambezi	74	5	69	0	0	0	11
Total	11140	2082	8937	121	0	104	455

EPIDEMIOLOGICAL SITUATION IN NAMIBIA

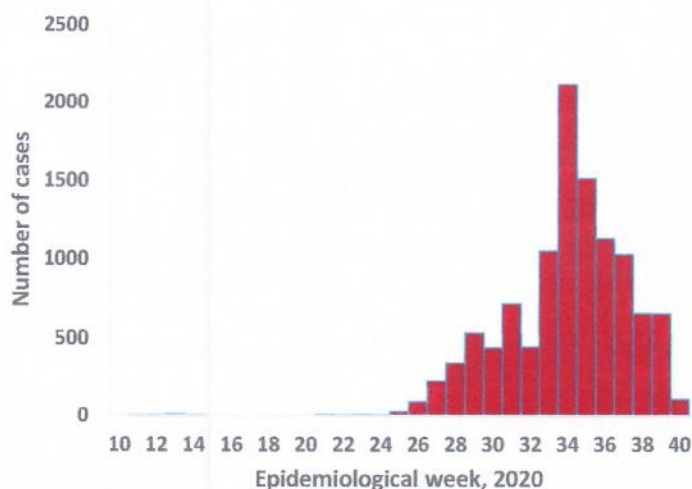


Figure 1: Epi-curve for confirmed COVID-19 cases 28 September 2020

- Up to **2123 (19.1%)** of the total cases were recorded during week 34 (Figure 1).
- After a peak in epi-week 34, the country has seen a gradual reduction in the average number of confirmed cases from 303 to 94 in epi-week 39.
- Call center continues operation for 24 hours daily. Today, **1295** calls were answered including **5** alerts.

- To date, **96012** tests (including **5364** re-tests) have been conducted by NIP, Path-Care, NAMDEB, and UNAM laboratories.
- Since the beginning of the outbreak, **24156** contacts of confirmed cases have been identified, **124** new contacts were identified within the last 24 hours from 10 regions.
- Cumulatively, **14647** contacts have completed their monitoring period, while a total of **2142 (22.2%)** contacts of confirmed cases have tested positive.
- Today, **8385 (87.0%)** out of **9642** active contacts were monitored.

Table 2: COVID-19 specimen recorded at the Laboratories as of 28 September 2020

VARIABLES	TOTAL
Total samples received by the Laboratory	96130
Total samples tested	90648
Total samples re-tested	5364
Total positive results	11140
Total negative results	79477
Total samples discarded	76
Invalid results	1
Total pending results	41
Indeterminant/Inconclusive	31
Suspected cases in 24 hours (excludes re-tests)	957

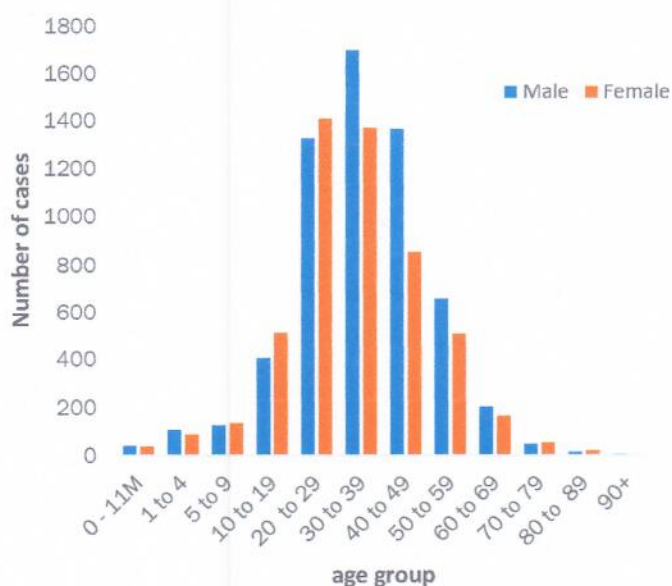


Figure 2: Age and Sex distribution of COVID-19 confirmed cases As of 28 September 2020

- The 20-49 years age-brackets constitute **8027 (72.1%)** of the confirmed cases, while a sizable proportion of the 50-59 age group is **1165 (10.5%)**.
- Among those aged 30-39 years, a significant proportion of males, **1700 (55.4%)** are infected more than females **1370 (44.6%)**.
- The under 5 years make up **265 (2.4%)** of the total cases.
- Aged 60 years and above constitute **505 (4.5%)** of the confirmed cases.

- A total of **183** trucks entered the country through various ground crossing points in the last 24 hours.
- Of these trucks, **60 (32.8%)** were heading to Erongo, **58 (31.7%)** to //Kharas while **37 (20.2%)** were heading to Khomas region.
- The remaining **28 (15.3%)** were heading to the other 8 regions.

Table 3: Number of people in mandatory quarantine facilities, 28 September 2020

Region	Newly quarantined 24 hours	Cumulative number	Number discharged	Number in quarantine now	Truck Drivers (24 Hours)
Erongo	0	3314	3210	104	28
Hardap	7	687	637	50	0
Kavango	10	612	589	23	0
Khomas	0	2338	2292	46	0
//Kharas	0	1680	1463	217	0
Kunene	0	447	438	9	0
Ohangwena	0	506	492	14	0
Omaheke	38	972	901	71	0
Omusati	0	299	294	5	0
Oshana	0	306	304	2	0
Oshikoto	0	1435	859	576	0
Otjozondjupa	0	841	841	0	0
Zambezi	1	817	789	28	0
Total	56	14254	13109	1145	28

- Since March 2020, **14254** people have been placed into mandatory quarantine facilities around the country.
- A total of **1145** people are currently in quarantine with **56** new admissions in the past 24 hours.

PUBLIC HEALTH ACTION(S)

- Commencement of the IPC simulation sessions country-wide.
- Weekly engagements with regions to ensure readiness for effective response.
- Public awareness on COVID-19 prevention measures is ongoing.
- Efforts on expanding the National testing capacity are ongoing.
- Response strategies for post State of Emergency are underway.

CHALLENGES

- Large data backlog - awaiting entry into excel data base and DHIS2.
- Inadequate ICU facilities and ICU equipment at referral hospitals and high care units in the districts.


RECOMMENDATIONS

- Fast tracking of efforts to use DHIS2 nation-wide.
- Provision of fully equipped ICU facilities at referral hospitals and high care units in the districts.

Approved



Incident Manager
28 September 2020



Secretariat

For enquiries, please contact
Namibia Public Health Emergency Operations Centre:



PHEOC@mhss.gov.na



0800 100 100



0851 100 100