



## NAMIBIA COVID-19 SITUATION REPORT NO. 201

<b>Outbreak Name</b>	COVID-19 outbreak	<b>Country affected</b>	Namibia
<b>Date &amp; Time</b>	06.10.2020 17h00	<b>Investigation start Date</b>	13 March 2020
<b>Prepared by</b>	Surveillance Team		

### HIGHLIGHTS/SITUATION UPDATE (06/10/2020)

- A total of **11714** cases have been recorded in a population of approximately 2.5 Million people, making it about **0.5%** of the population infected.
- More male cases **6369 (54.4%)** were recorded compared to female cases **5345 (45.6%)**.
- Of the total confirmed cases, **468 (4.0%)** Health Care Workers (HCWs) have tested positive for COVID-19 to-date.
  - 304 (65.0%) State; 161 (34.4%) Private, 3 (0.6%) NGO
- Today (06/10/2020), **62** recoveries have been recorded from **6** regions; the recovery rate now stands at **82.6%**.
- All fourteen (14) regions have reported confirmed cases; Khomas and Erongo regions reported the highest with **5439 (46.4%)** and **3873 (33.1%)** respectively.
- Of the total fatalities, **98 (77.8%)** are COVID-19 deaths while **28 (22.2%)** are COVID-19 related deaths.
- There is an alarming increase in the number of COVID-19 positive cases in closed settings such as schools, police holding cells and prisons.

TOTAL	TODAY
Tested 104297	Tested 1077
Confirmed 11714	Confirmed 41
Active 1915	Active 1915
Recovered 9673	Recovered 62
Death 126	Death 1

**Table 1: Distribution of confirmed COVID-19 cases by region, 06 October 2020**

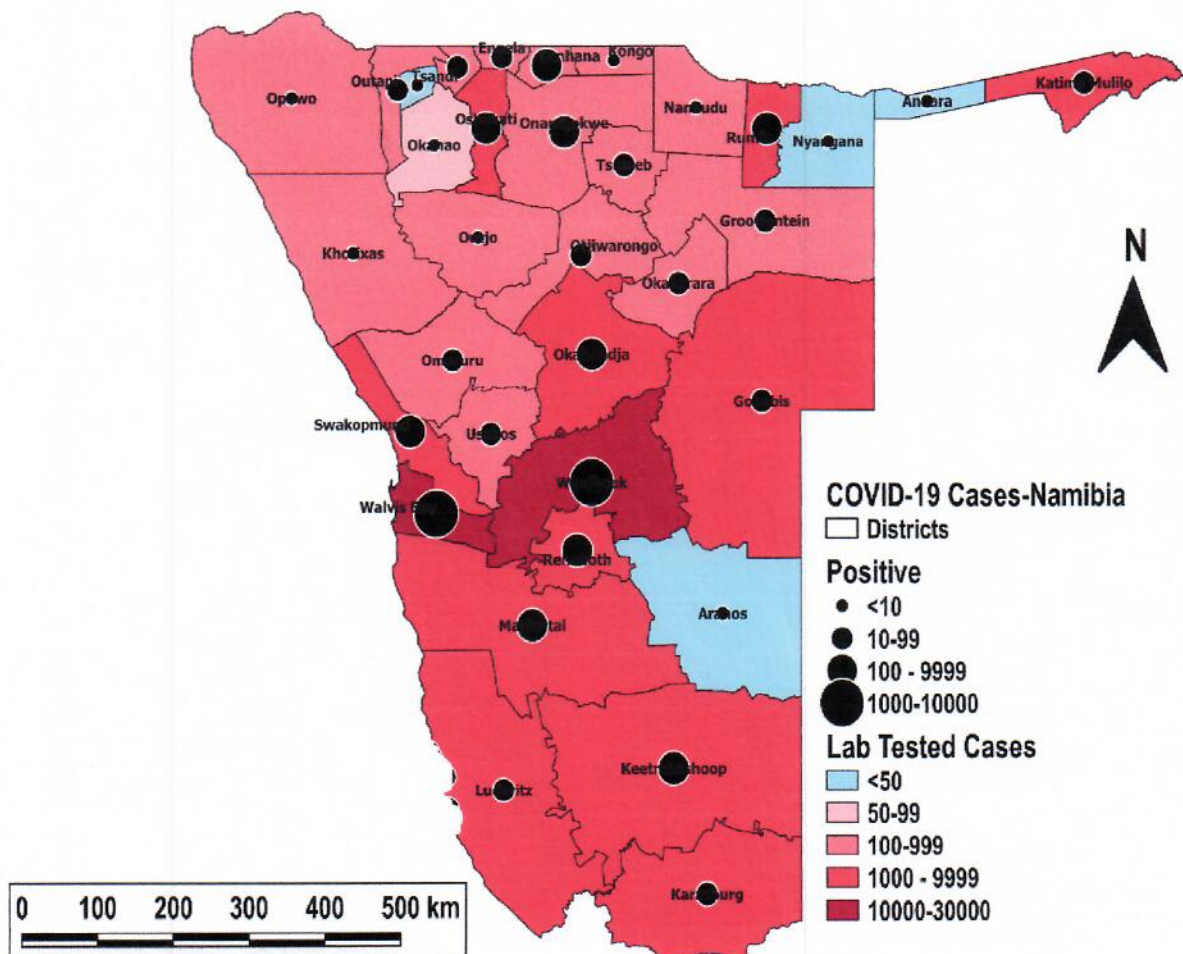
Region	Total No. of cases	Active cases	Recoveries	Deaths	Deaths in 24 hours	Cumulative deaths with co-morbidities	Health Care Workers
Erongo	3873	32	3803	38	0	35	66
Hardap	494	91	399	4	0	1	17
//Kharas	356	29	323	4	0	3	9
Kavango East	170	97	70	3	0	2	17
Kavango West	8	4	3	1	0	1	1
Khomas	5439	1297	4080	62	0	59	306
Kunene	14	0	14	0	0	0	0
Ohangwena	187	3	182	2	0	0	6
Omaheke	80	7	71	2	0	1	1
Omusati	50	0	49	1	0	0	5
Oshana	319	57	258	4	1	3	12
Oshikoto	321	249	72	0	0	0	4
Otjozondjupa	326	47	274	5	0	4	13
Zambezi	77	2	75	0	0	0	11
Total	11714	1915	9673	126	1	109	468

## EPIDEMIOLOGICAL SITUATION IN NAMIBIA

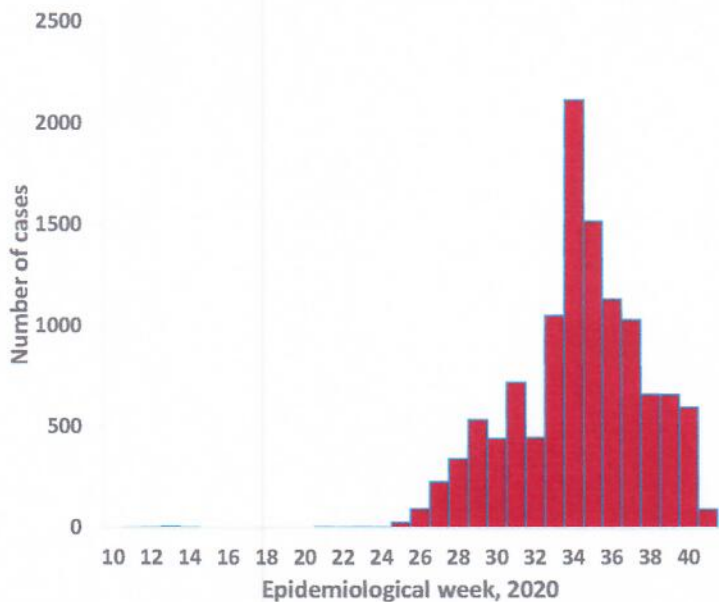
**Table 2: COVID-19 specimen recorded at the Laboratories , as of 06 October 2020**

VARIABLES	TOTAL
Total samples received by the Laboratory	104415
Total samples tested	98672
Total samples re-tested	5625
Total positive results	11714
Total negative results	86924
Total samples discarded	117
Invalid results	1
Total pending results	0
Indeterminant/Inconclusive	34
Suspected cases in 24 hours (excludes re-tests)	1038

- To date, **104297** tests (including **5625** re-tests) have been conducted by NIP, Path-Care, NAMDEB, UNAM and Namib Poultry laboratories.
- Since the beginning of the outbreak, **27239** contacts of confirmed cases have been identified, **116** new contacts were identified within the last 24 hours from 9 regions.
- Cumulatively, **17195** contacts have completed their monitoring period, while a total of **2779 (28.0%)** contacts of confirmed cases have tested positive.
- Today, **8705 (87.6%)** out of **9940** active contacts were monitored.



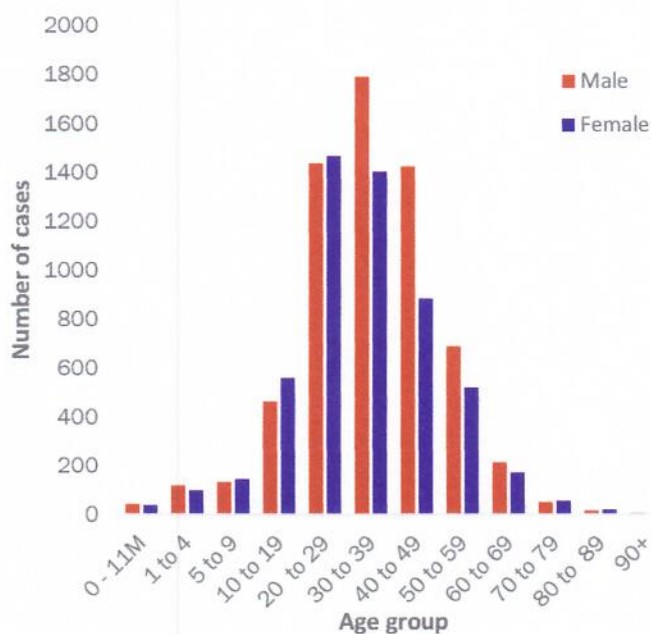
**Figure 1: Distribution of suspected and confirmed COVID-19 cases by District, 06 October 2020**



**Figure 2: Epi-curve for confirmed COVID-19 cases, As of 06 October 2020**

- Up to **2123 (18.1%)** of the total cases were recorded during week 34 (Figure 2).
- After a peak in epi-week 34, the country has seen a gradual reduction in the average number of confirmed cases from 303 to 85 in epi-week 40.
- Call center continues operation for 24 hours daily. Today, **1080** calls were answered including **180** alerts.

- The 20-49 years age-brackets constitute **8399 (71.7%)** of the confirmed cases, while a sizable proportion of the 50-59 age group is **1206 (10.3%)**.
- A total of **1292 (11.0%)** of the confirmed cases are among the 5-19 years category.
- Among those aged 30-39 years, a significant proportion of males, **1791 (56.1%)** are infected more than females **1402 (43.9%)**.
- The under 5 years make up **290 (2.5%)** of the total cases.
- Aged 60 years and above constitute **527 (4.5%)** of the confirmed cases.



**Figure 3: Age and Sex distribution of COVID-19 confirmed cases, As of 06 October 2020**

**Table 3: Number of people in mandatory quarantine facilities, 06 October 2020**

Region	Newly quarantined 24 Hrs.	Cumulative number	Number discharged	Number in quarantine now	Truck Driver quarantined 24 Hrs.
Erongo	0	3518	3304	214	66
Hardap	9	747	690	57	0
Kavango	0	642	602	40	0
Khomas	13	2436	2328	108	0
//Kharas	395	2075	2021	54	0
Kunene	51	499	448	51	0
Ohangwena	4	514	510	4	0
Omaheke	17	1029	970	59	0
Omusati	1	304	298	6	0
Oshana	1	310	307	3	0
Oshikoto	8	1623	1227	396	0
Otjozondjupa	0	881	844	37	0
Zambezi	5	837	816	21	0
<b>Total</b>	<b>504</b>	<b>15415</b>	<b>14365</b>	<b>1050</b>	<b>66</b>

- Since March 2020, **15415** people have been placed into mandatory quarantine facilities around the country.
- A total of **1050** people are currently in quarantine with **504** new admissions in the past 24 hours.

## PUBLIC HEALTH ACTION(S)

- Training on Integrated Disease Surveillance Response (IDSR) is ongoing country-wide.
- Training on Public Health Emergency Operation Centre and Incident Management System with WHO-AFRO is ongoing.
- Public awareness on COVID-19 prevention measures is ongoing.
- Response strategies for post State of Emergency are underway.
- The government and developmental partners continue to prioritise continuation of essential health services


## CHALLENGES

- Lack of isolation units and facilities in the country for special cases in closed settings such as police holding cells and prisons.
- Large data backlog - awaiting entry into excel data base and DHIS2.
- Inadequate ICU facilities and ICU equipment at referral hospitals and high care units in the districts.

## RECOMMENDATIONS


- Establish fully equipped isolation units and facilities for identified special cases throughout the country.
- Fast tracking of efforts to use DHIS2 nationwide.
- Provision of fully equipped ICU facilities at referral hospitals and high care units in the districts.


Approved


  
\_\_\_\_\_  
Incident Manager  
06 October 2020

  
\_\_\_\_\_  
Secretariat

For enquiries, please contact  
Namibia Public Health Emergency Operations Centre;

 [PHEOC@mhss.gov.na](mailto:PHEOC@mhss.gov.na)

 0800 100 100

 0851 100 100