



NAMIBIA COVID-19 SITUATION REPORT NO. 206

Outbreak Name	COVID-19 outbreak	Country affected	Namibia
Date & Time	10.10.2020 17h00	Investigation start Date	13 March 2020
Prepared by	Surveillance Team		

HIGHLIGHTS/SITUATION UPDATE (10/10/2020)

TOTAL

Tested 108743

Confirmed 11936

Active 1991

Recovered 9817

Death 128

TODAY

Tested 1345

Confirmed 45

Active 1991

Recovered 10

Death 0

- A total of **11936** cases have been recorded in a population of approximately 2.5 Million people, making it about **0.5%** of the population infected.
- More male cases **6472 (54.2%)** were recorded compared to female cases **5464 (45.8%)**.
- Of the total confirmed cases, **473 (4.0%)** Health Care Workers (HCWs) have tested positive for COVID-19 to-date.
 - 307 (64.9%) State; 163 (34.5%) Private, 3 (0.6%) NGO
- Today (10/10/2020), **10** recoveries have been recorded from 3 regions; the recovery rate now stands at **82.2%**.
- All fourteen (14) regions have reported confirmed cases; Khomas and Erongo regions reported the highest with **5552 (46.5%)** and **3885 (32.5%)** respectively.
- Of the total fatalities, **99 (77.3%)** are COVID-19 deaths while **29 (22.7%)** are COVID-19 related deaths.
- There is an alarming increase in the number of COVID-19 positive cases in closed settings such as schools, police holding cells and prisons.

Table 1: Distribution of confirmed COVID-19 cases by region, 10 October 2020

Region	Total No. of cases	Active cases	Recoveries	Deaths	Deaths in 24 hours	Cumulative deaths with co-morbidities	Health Care Workers
Erongo	3885	44	3803	38	0	35	67
Hardap	503	96	403	4	0	1	17
/Karas	361	28	329	4	0	3	9
Kavango East	175	102	70	3	0	2	18
Kavango West	8	4	3	1	0	1	1
Khomas	5552	1363	4125	64	0	61	308
Kunene	19	5	14	0	0	0	0
Oshana	191	6	183	2	0	0	6
Omaheke	80	2	76	2	0	1	1
Omusati	52	2	49	1	0	0	5
Oshana	341	79	258	4	0	3	13
Oshikoto	346	192	154	0	0	0	4
Otjozondjupa	344	65	274	5	0	4	13
Zambezi	79	3	76	0	0	0	11
Total	11936	1991	9817	128	0	111	473

EPIDEMIOLOGICAL SITUATION IN NAMIBIA

Table 2: COVID-19 specimen recorded at the Laboratories as of 10 October 2020

VARIABLES	TOTAL
Total samples received by the Laboratory	108861
Total samples tested	102984
Total samples re-tested	5759
Total positive results	11936
Total negative results	91009
Total samples discarded	117
Invalid results	1
Total pending results	0
Indeterminant/Inconclusive	39
Suspected cases in 24 hours (excludes re-tests)	1301

- To date, **108743** tests (including **5759** re-tests) have been conducted by NIP, Path-Care, NAMDEB, UNAM and Namib Poultry laboratories.
- Since the beginning of the outbreak, **28022** contacts of confirmed cases have been identified, **159** new contacts were identified within the last 24 hours from 9 regions.
- Cumulatively, **20442** contacts have completed their monitoring period, while a total of **2839 (37.1%)** contacts of confirmed cases have tested positive.
- Today, **6382 (83.4%)** out of **7648** active contacts were monitored.

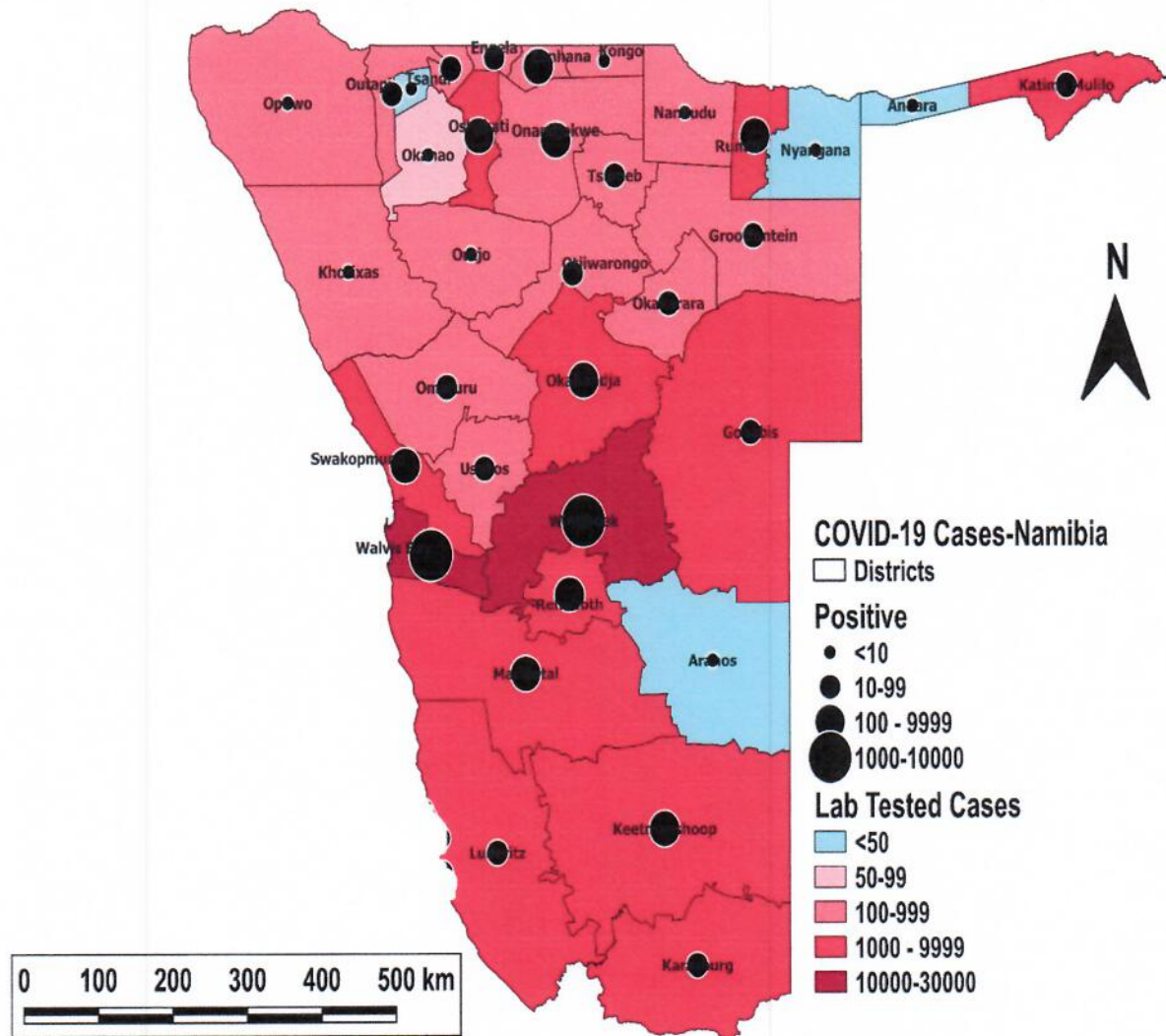


Figure 1: Distribution of suspected and confirmed COVID-19 cases by District, 10 October 2020

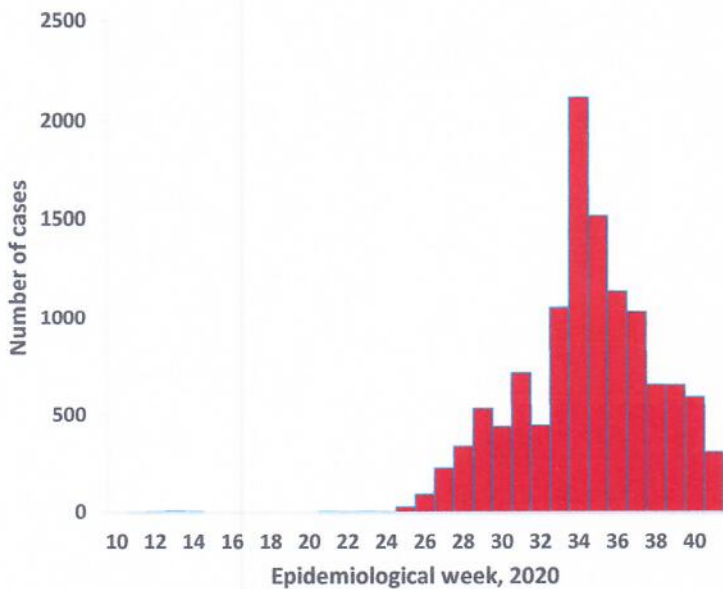


Figure 2: Epi-curve for confirmed COVID-19 cases, As of 10 October 2020

- Up to **2123 (17.8%)** of the total cases were recorded during week 34 (Figure 2).
- After a peak in epi-week 34, the country has seen a gradual reduction in the average number of confirmed cases from 303 to 85 in epi-week 40.
- Call center continues operation for 24 hours daily. Today, **854** calls were answered including **112** alerts.

- The 20-49 years age-brackets constitute **8518 (71.4%)** of the confirmed cases, while a sizable proportion of the 50-59 age group is **1230 (10.3%)**.
- A total of **1347 (11.3%)** of the confirmed cases are among the 5-19 years category.
- Among those aged 30-39 years, a significant proportion of males, **1805 (55.8%)** are infected more than females **1427 (44.2%)**.
- The under 5 years make up **296 (2.5%)** of the total cases.
- Aged 60 years and above constitute **545 (4.6%)** of the confirmed cases.

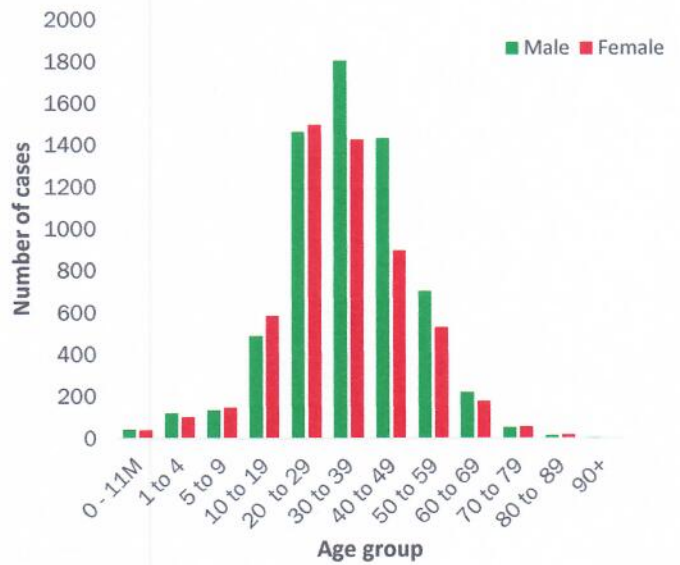


Figure 3: Age and Sex distribution of COVID-19 confirmed cases, As of 10 October 2020

Table 3: Number of people in mandatory quarantine facilities, 10 October 2020

Region	Newly quarantined 24 Hrs.	Cumulative number	Number discharged	Number in quarantine now	Truck Drivers quarantined in 24 Hrs.
Erongo	0	3587	3364	223	0
Hardap	18	769	735	34	0
Kavango	0	651	609	42	0
Khomas	0	2475	2378	97	0
//Kharas	0	2129	2047	82	0
Kunene	0	526	448	78	0
Ohangwena	0	521	512	9	0
Omaheke	24	1056	1012	44	0
Omusati	0	304	303	1	0
Oshana	1	333	308	26	0
Oshikoto	0	1650	1298	352	0
Otjozondjupa	0	881	844	37	0
Zambezi	6	856	820	36	0
Total	49	15739	14678	1061	0

- Since March 2020, **15739** people have been placed into mandatory quarantine facilities around the country.
- A total of **1061** people are currently in quarantine with **49** new admissions in the past 24 hours.

PUBLIC HEALTH ACTION(S)

- Ministry of Health and Social Services continue to receive donations from partners.
- Training on Integrated Disease Surveillance Response (IDSR) is ongoing country-wide.
- Public awareness on COVID-19 prevention measures is ongoing.
- Response strategies for post State of Emergency are underway.
- The government and developmental partners continue to prioritise continuation of essential health services


CHALLENGES

- Lack of isolation units and facilities in the country for special cases in closed settings such as police holding cells and prisons.
- Inadequate ICU facilities and ICU equipment at referral hospitals and high care units in the districts.


RECOMMENDATIONS

- Establish fully equipped isolation units and facilities for identified special cases throughout the country.
- Provision of fully equipped ICU facilities at referral hospitals and high care units in the districts.


Approved




Incident Manager
10 October 2020


Secretariat

For enquiries, please contact
Namibia Public Health Emergency Operations Centre;

 PHEOC@mhss.gov.na

 0800 100 100

 0851 100 100