



### NAMIBIA COVID-19 SITUATION REPORT NO. 237

<b>Outbreak Name</b>	COVID-19 outbreak	<b>Country affected</b>	Namibia
<b>Date &amp; Time</b>	10.11.2020 17h00	<b>Investigation start Date</b>	13 March 2020
<b>Prepared by</b>	Surveillance Team		

#### HIGHLIGHTS/SITUATION UPDATE (10/11/2020)

- A total of **13292** cases have been recorded to-date, representing **0.5%** of the population of approximately 2.5 Million people.
- More male cases **7321 (55.1%)** were recorded compared to female cases **5971 (44.9%)**.
- Of the total confirmed cases, **527 (4.0%)** Health Workers (HWs) have tested positive for COVID-19 to-date. -345 (65.5%) State; 179 (34.0%) Private, 3 (0.6%) NGO.
- -280 (53.3%) recoveries including 3 (0.6%) deaths.
- The recovery rate now stands at **88.3%**.
- All fourteen (14) regions have reported confirmed cases; Khomas and Erongo regions reported the highest with **5962 (44.9%)** and **3970 (30.0%)** respectively.
- Of the total fatalities, **105 (78.4%)** are COVID-19 deaths while **29 (21.6%)** are COVID-19 related deaths.
- The cases continue to flare up among closed settings such as school premises and hostels, police holding cells, and prisons.

TOTAL	TODAY
Tested 135641	Tested 1131
Confirmed 13292	Confirmed 39
Active 1417	Active 1417
Recovered 11739	Recovered 38
Death 134	Death 0

Table 1: Distribution of confirmed COVID-19 cases by region, 10 November 2020

Region	Total No. of cases	Active cases	Recoveries	Deaths	Deaths in 24 hours	Cumulative deaths with co-morbidities	Non-COVID deaths	Health Workers
Erongo	3970	60	3870	39	0	36	1	70
Hardap	637	25	608	4	0	1	0	21
//Kharas	413	25	383	5	0	4	0	11
Kavango East	190	3	184	3	0	2	0	21
Kavango West	8	0	7	1	0	1	0	1
Khomas	5962	1223	4672	67	0	64	0	340
Kunene	35	1	34	0	0	0	0	0
Ohangwena	216	1	212	2	0	0	1	6
Omaheke	118	4	111	3	0	2	0	3
Omusati	68	3	64	1	0	0	0	6
Oshana	766	50	712	4	0	3	0	15
Oshikoto	439	18	421	0	0	0	0	7
Otjozondjupa	389	4	380	5	0	4	0	14
Zambezi	81	0	81	0	0	0	0	12
<b>Total</b>	<b>13292</b>	<b>1417</b>	<b>11739</b>	<b>134</b>	<b>0</b>	<b>117</b>	<b>2</b>	<b>527</b>

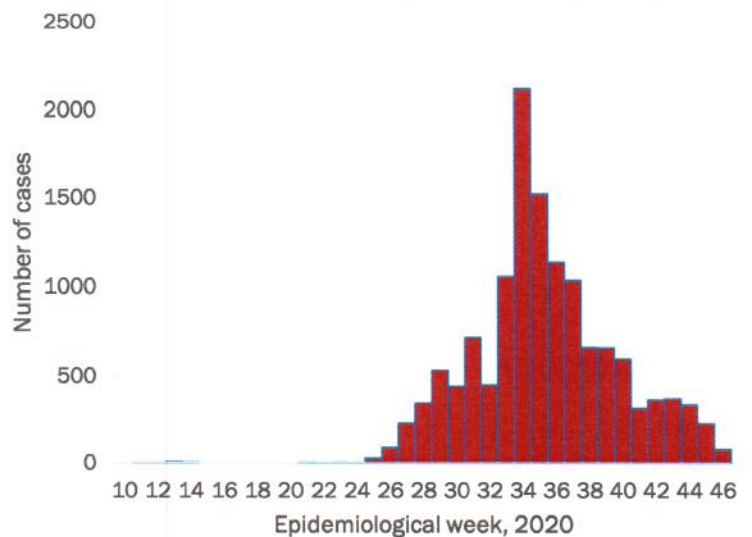
## EPIDEMIOLOGICAL SITUATION IN NAMIBIA

**Table 2: COVID-19 specimen recorded at the Laboratories  
As of 10 November 2020**

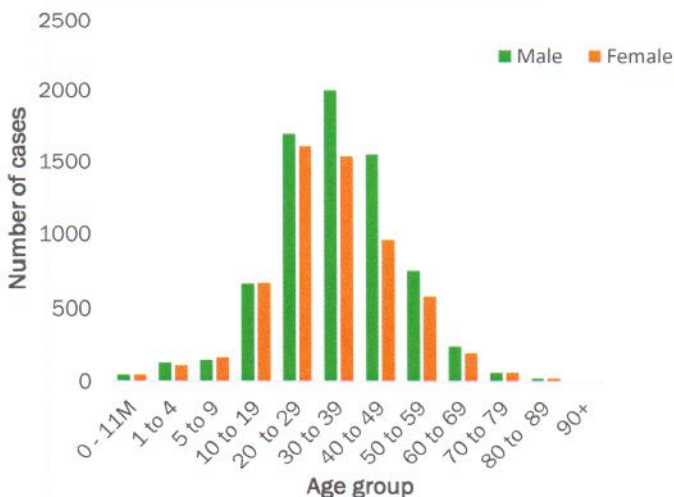
VARIABLES	TOTAL
Total samples received by the Laboratory	135759
Total samples tested	129159
Total samples re-tested	6482
Total positive results	13292
Total negative results	115820
Total samples discarded	117
Invalid results	1
Total pending results	0
Indeterminant/Inconclusive	47
Suspected cases in 24 hours (excludes re-tests)	1120

- To date, **135641** tests (including **6482** re-tests) have been conducted by NIP, Path-Care, NAMDEB, UNAM and Namib Poultry laboratories.
- Since the beginning of the outbreak, **32711** contacts of confirmed cases have been identified, **208** new contacts were identified within the last 24 hours from 12 regions.
- Cumulatively, **30195** contacts have completed their monitoring period, while a total of **4061 (30.5%)** contacts of confirmed cases have tested positive.
- Today, **2302 (97.8%)** out of **2353** active contacts were monitored.

- A highest peak of **2123 (16.0%)** cases was recorded during week 34 (Figure 1).
- After a peak in epi-week 34, the country has seen a gradual reduction in the average number of confirmed cases to 32 in epi-week 45.
- The number of cases have plateaued in the last four weeks as seen in the graph.
- The National Call center continues operation for 24 hours daily. Today (10/11/2020), **696** calls were answered including **70** alerts.



**Figure 1: Epi-curve for confirmed COVID-19 cases as of 10 November 2020**



**Figure 2: Age and Sex distribution of COVID-19 confirmed cases, as of 10 November 2020**

- Of the total confirmed cases, **9365 (70.5%)** are in the 20-49 years age-brackets which constitutes the majority of the recorded cases.
- A total of **1659 (12.5%)** of the confirmed cases are among the 5-19 years category.
- The under 5 years age group make up **329 (2.5%)** of the total cases whereas, **603 (4.5%)** are above 60 years of age.

**Table 3: Number of people in mandatory quarantine facilities, 10 November 2020**

Region	Newly quarantined 24 Hrs.	Cumulative number	Number discharged	Number in quarantine now	Truck Drivers quarantined in 24 hrs.
Erongo	0	3995	3929	66	0
Hardap	3	852	837	15	0
Kavango	0	723	711	12	0
Khomas	0	2868	2801	67	0
//Kharas	0	2919	2901	18	0
Kunene	0	793	792	1	0
Ohangwena	2	558	553	5	0
Omaheke	1	1497	1481	16	0
Omusati	0	386	384	2	0
Oshana	0	358	355	3	0
Oshikoto	11	2409	2369	40	0
Otjozondjupa	0	964	964	0	0
Zambezi	0	973	951	22	0
<b>Total</b>	<b>17</b>	<b>19295</b>	<b>19028</b>	<b>267</b>	<b>0</b>

➤ Since March 2020, **19295** people have been placed into mandatory quarantine facilities around the country.

➤ A total of **267** people are currently in quarantine, with **17** new admissions in the last 24 hours.

**PUBLIC HEALTH ACTION(S)**

- Virtual training on Integrated Disease Surveillance Response (IDSR) is ongoing country-wide.
- Public awareness on COVID-19 prevention measures is ongoing.
- The government and developmental partners continue to prioritise continuation of essential health services.

**CHALLENGES**


- Lack of isolation units and facilities in the country for special cases in closed settings such as police holding cells and prisons.

**RECOMMENDATIONS**




- Establish fully equipped isolation units and facilities for identified special cases throughout the country.

Approved

  
 \_\_\_\_\_  
 Incident Manager  
 10 November 2020

  
 \_\_\_\_\_  
 Secretariat

For enquiries, please contact  
**Namibia Public Health Emergency Operations Centre:**

 [PHEOC@mhss.gov.na](mailto:PHEOC@mhss.gov.na)  
 0800 100 100  
 0851 100 100