



NAMIBIA COVID-19 SITUATION REPORT NO. 238

Outbreak Name	COVID-19 outbreak	Country affected	Namibia
Date & Time	11.11.2020 17h00	Investigation start Date	13 March 2020
Prepared by	Surveillance Team		

HIGHLIGHTS/SITUATION UPDATE (11/11/2020)

TOTAL
Tested 136909
Confirmed 13345
Active 1020
Recovered 12188
Death 135

TODAY
Tested 1268
Confirmed 53
Active 1020
Recovered 449
Death 1

- A total of **13345** cases have been recorded to-date, representing **0.5%** of the population of approximately 2.5 Million people.
- More male cases **7351 (55.1%)** were recorded compared to female cases **5994 (44.9%)**.
- Of the total confirmed cases, **527 (3.9%)** Health Workers (HWs) have tested positive for COVID-19 to-date.
 - 345 (65.5%) State; 179 (34.0%) Private, 3 (0.6%) NGO.
 - 280 (53.3%) recoveries including 3 (0.6%) deaths.
- The recovery rate now stands at **91.3%**.
- All fourteen (14) regions have reported confirmed cases; Khomas and Erongo regions reported the highest with **5977 (44.8%)** and **3972 (30.0%)** respectively.
- Of the total fatalities, **106 (78.5%)** are COVID-19 deaths while **29 (21.5%)** are COVID-19 related deaths.

Table 1: Distribution of confirmed COVID-19 cases by region, 11 November 2020

Region	Total No. of cases	Active cases	Recoveries	Deaths	Deaths in 24 hours	Cumulative deaths with co-morbidities	Non-COVID deaths	Health Workers
Erongo	3972	55	3877	39	0	36	1	70
Hardap	652	39	608	5	1	2	0	21
//Kharas	424	36	383	5	0	4	0	11
Kavango East	190	3	184	3	0	2	0	21
Kavango West	8	0	7	1	0	1	0	1
Khomas	5977	797	5113	67	0	64	0	340
Kunene	35	0	35	0	0	0	0	0
Ohangwena	216	1	212	2	0	0	1	6
Omaheke	118	4	111	3	0	2	0	3
Omusati	69	4	64	1	0	0	0	6
Oshana	773	57	712	4	0	3	0	15
Oshikoto	439	18	421	0	0	0	0	7
Otjozondjupa	391	6	380	5	0	4	0	14
Zambezi	81	0	81	0	0	0	0	12
Total	13345	1020	12188	135	1	118	2	527

EPIDEMIOLOGICAL SITUATION IN NAMIBIA

**Table 2: COVID-19 specimen recorded at the Laboratories
As of 11 November 2020**

VARIABLES	TOTAL
Total samples received by the Laboratory	137027
Total samples tested	130396
Total samples re-tested	6513
Total positive results	13345
Total negative results	117004
Total samples discarded	117
Invalid results	1
Total pending results	0
Indeterminant/Inconclusive	47
Suspected cases in 24 hours (excludes re-tests)	1237

- A highest peak of **2123 (15.9%)** cases was recorded during week 34 (Figure 1).
- After a peak in epi-week 34, the country has seen a gradual reduction in the average number of confirmed cases to 32 in epi-week 45.
- The number of cases have plateaued in the last four weeks as seen in the graph.
- The National Call center continues operation for 24 hours daily. Today (11/11/2020), **696** calls were answered including **70** alerts.

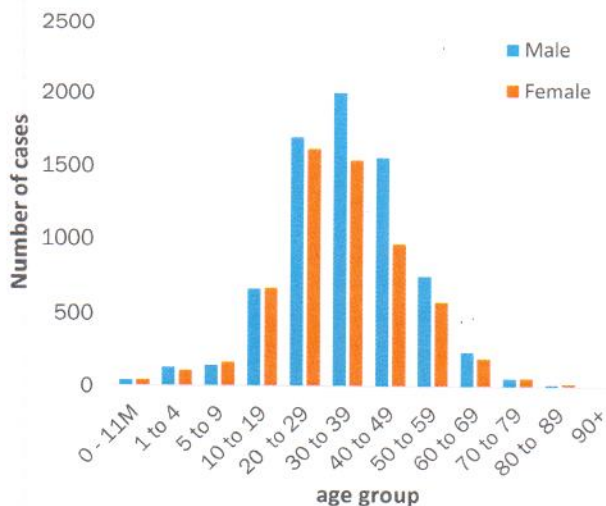


Figure 2: Age and Sex distribution of COVID-19 confirmed cases, as of 11 November 2020

- To date, **136909** tests (including **6513** re-tests) have been conducted by NIP, Path-Care, NAMDEB, UNAM and Namib Poultry laboratories.
- Since the beginning of the outbreak, **32814** contacts of confirmed cases have been identified, **103** new contacts were identified within the last 24 hours from 11 regions.
- Cumulatively, **30250** contacts have completed their monitoring period, while a total of **4073 (30.5%)** contacts of confirmed cases have tested positive.
- Today, **2344 (97.6%)** out of **2401** active contacts were monitored.

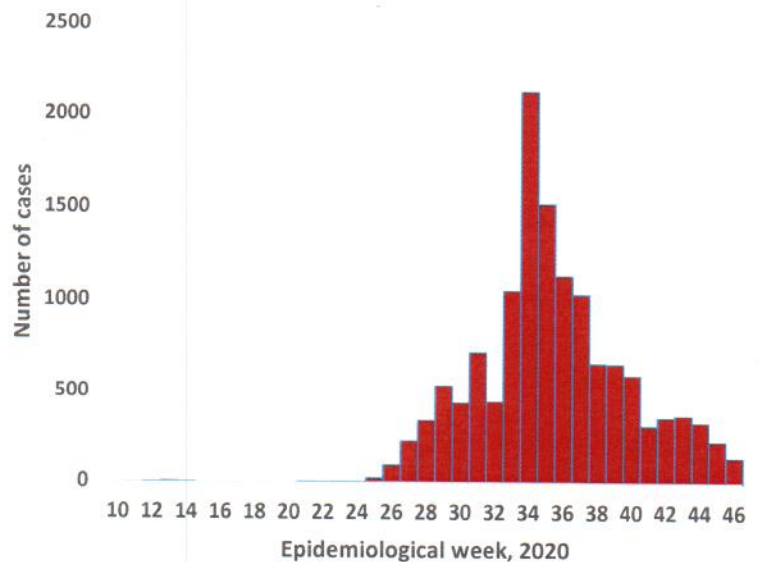


Figure 1: Epi-curve for confirmed COVID-19 cases as of 11 November 2020

- Of the total confirmed cases, **9402 (70.5%)** are in the 20-49 years age-brackets which constitutes the majority of the recorded cases.
- A total of **1663 (12.5%)** of the confirmed cases are among the 5-19 years category.
- The under 5 years age group make up **329 (2.5%)** of the total cases whereas, **609 (4.6%)** are above 60 years of age.

Table 3: Number of people in mandatory quarantine facilities, 11 November 2020

Region	Newly quarantined 24 Hrs.	Cumulative number	Number discharged	Number in quarantine now	Truck Drivers quarantined in 24 hrs.
Erongo	0	3995	3929	66	0
Hardap	10	862	841	21	0
Kavango	0	723	711	12	0
Khomas	0	2868	2801	67	0
//Kharas	0	2919	2901	18	0
Kunene	0	793	793	0	0
Ohangwena	0	558	553	5	0
Omaheke	0	1497	1481	16	0
Omusati	0	386	384	2	0
Oshana	1	359	355	4	0
Oshikoto	0	2409	2369	40	0
Otjozondjupa	0	964	964	0	0
Zambezi	3	976	951	25	0
Total	14	19309	19033	276	0

➤ Since March 2020, **19309** people have been placed into mandatory quarantine facilities around the country.

➤ A total of **276** people are currently in quarantine, with **14** new admissions in the last 24 hours.

PUBLIC HEALTH ACTION(S)

- Virtual training on Integrated Disease Surveillance Response (IDSR) is ongoing country-wide.
- Public awareness on COVID-19 prevention measures is ongoing.
- The government and developmental partners continue to prioritise continuation of essential health services.

CHALLENGES

- Lack of isolation units and facilities in the country for special cases in closed settings such as police holding cells and prisons.


RECOMMENDATIONS

- Establish fully equipped isolation units and facilities for identified special cases throughout the country.

Approved






 Incident Manager
 11 November 2020



 Secretariat

For enquiries, please contact
Namibia Public Health Emergency Operations Centre;

 PHEOC@mhss.gov.na
 0800 100 100
 0851 100 100