



NAMIBIA COVID-19 SITUATION REPORT NO. 213

Outbreak Name	COVID-19 outbreak	Country affected	Namibia
Date & Time	17.10.2020 17h00	Investigation start Date	13 March 2020
Prepared by	Surveillance Team		

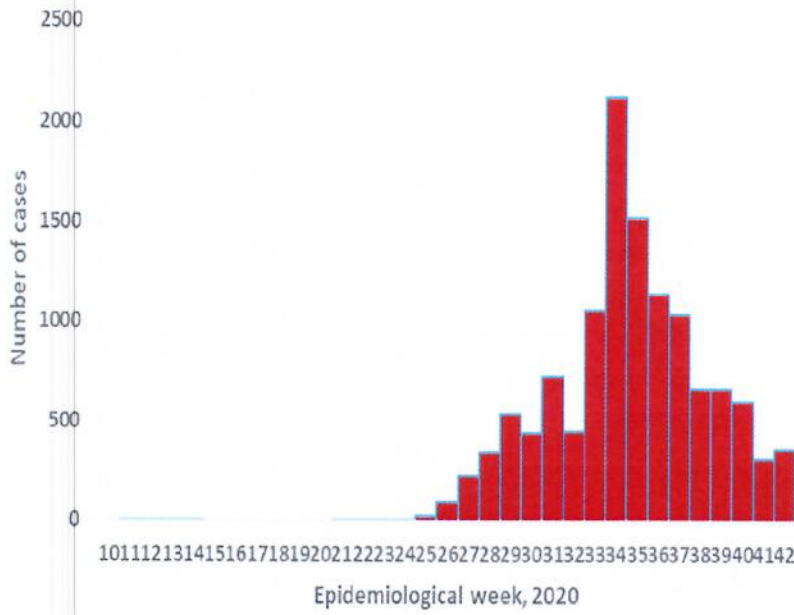
HIGHLIGHTS/SITUATION UPDATE (17/10/2020)

TOTAL	TODAY
Tested 114845	Tested 724
Confirmed 12293	Confirmed 30
Active 1740	Active 1740
Recovered 10422	Recovered 3
Death 131	Death 0

- A total of **12293** cases have been recorded in a population of approximately 2.5 Million people, making it about **0.5%** of the population infected.
- More male cases **6703 (54.5%)** were recorded compared to female cases **5590 (45.5%)**.
- Of the total confirmed cases, **483 (3.9%)** Health Care Workers (HCWs) have tested positive for COVID-19 to-date.
 - 311 (64.4%) State; 169 (35.0%) Private, 3 (0.6%) NGO
- Today (17/10/2020), **3** recoveries have been recorded from 2 regions region; the recovery rate now stands at **84.8%**.
- All fourteen (14) regions have reported confirmed cases; Khomas and Erongo regions reported the highest with **5685 (46.2%)** and **3905 (31.8%)** respectively.
- Of the total fatalities, **102 (77.8%)** are COVID-19 deaths while **29 (22.1%)** are COVID-19 related deaths.
- The cases continue to erupt among closed settings such as schools, police holding cells and prisons.

Table 1: Distribution of confirmed COVID-19 cases by region, 17 October 2020

Region	Total No. of cases	Active cases	Recoveries	Deaths	Deaths in 24 hours	Cumulative deaths with co-morbidities	Health Care Workers
Erongo	3905	47	3820	38	0	35	68
Hardap	522	31	487	4	0	1	17
//Kharas	368	28	336	4	0	3	10
Kavango East	181	20	158	3	0	2	20
Kavango West	8	0	7	1	0	1	1
Khomas	5685	1318	4301	66	0	63	313
Kunene	33	19	14	0	0	0	0
Ohangwena	199	11	186	2	0	0	6
Omaheke	85	5	77	3	0	2	1
Omusati	53	1	51	1	0	0	5
Oshana	460	197	259	4	0	3	13
Oshikoto	356	34	322	0	0	0	4
Otjozondjupa	358	27	326	5	0	4	13
Zambezi	80	2	78	0	0	0	12
Total	12293	1740	10422	131	0	114	483



- A highest peak of **2123 (17.3%)** cases was recorded during week 34 (Figure 2).
 - After a peak in epi-week 34, the country has seen a gradual reduction in the average number of confirmed cases to **44** in epi-week 41.
 - The National Call center continues operation for 24 hours daily.
- Today (17/10/2020), **1010** calls were answered including **100** alerts.

Figure 2: Epi-curve for confirmed COVID-19 cases, as of 17 October 2020

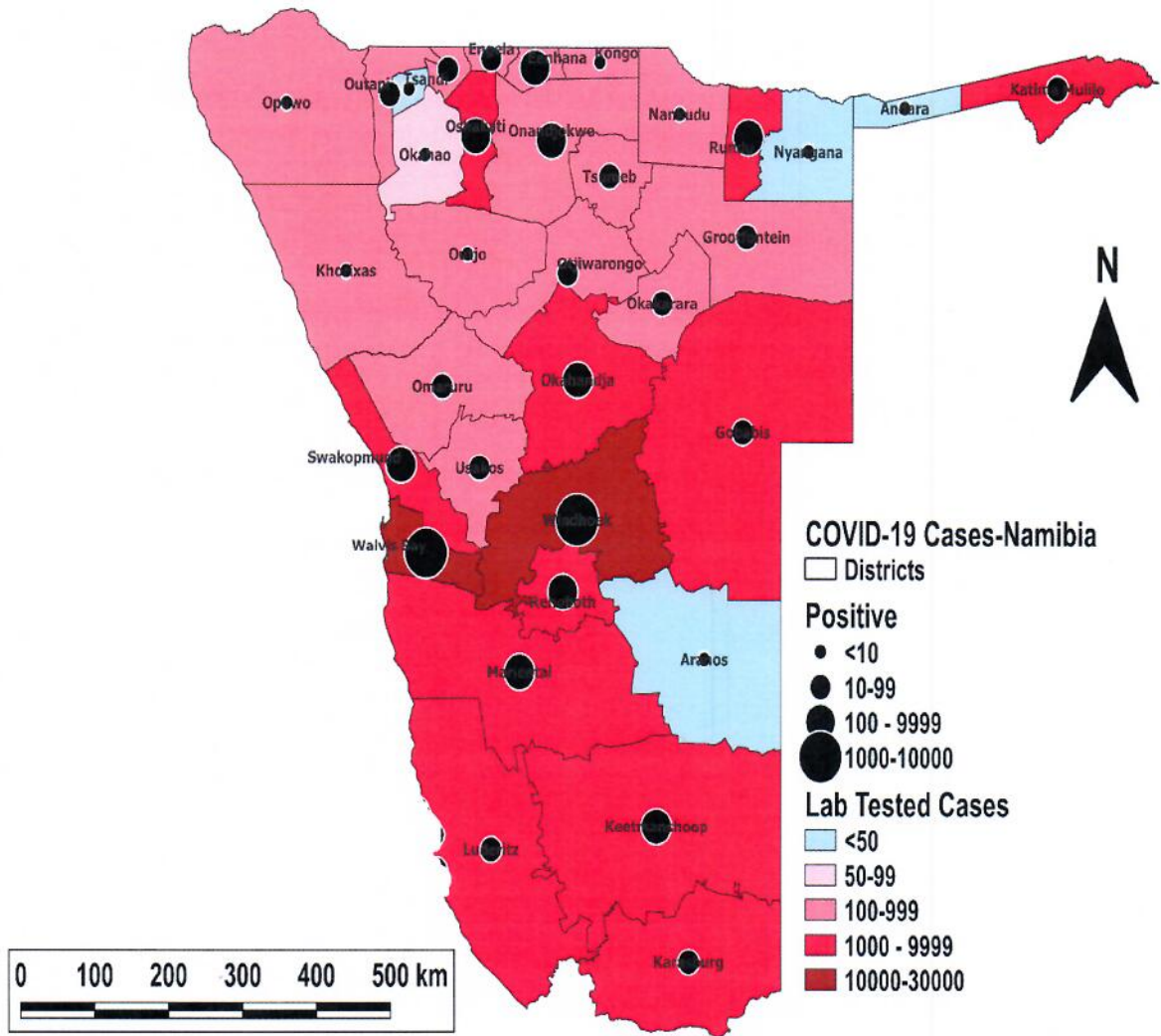


Figure 1: Distribution of suspected and confirmed COVID-19 cases by District, 17 October 2020

Table 2: COVID-19 specimen recorded at the Laboratories, as of 17 October 2020

VARIABLES	TOTAL
Total samples received by the Laboratory	114963
Total samples tested	108871
Total samples re-tested	5974
Total positive results	12293
Total negative results	96537
Total samples discarded	117
Invalid results	1
Total pending results	0
Indeterminant/Inconclusive	41
Suspected cases in 24 hours (excludes re-tests)	691

- To date, **114845** tests (including **5974** re-tests) have been conducted by NIP, Path-Care, NAMDEB, UNAM and Namib Poultry laboratories.
- Since the beginning of the outbreak, **29132** contacts of confirmed cases have been identified, **86** new contacts were identified within the last 24 hours from 10 regions.
- Cumulatively, **21780** contacts have completed their monitoring period, while a total of **2986 (10.25%)** contacts of confirmed cases have tested positive.
- Today, **6243 (83.63%)** out of **7465** active contacts were monitored.

Table 3: Number of people in mandatory quarantine facilities, 17 October 2020

Region	Newly quarantined 24 Hrs.	Cumulative number	Number discharged	Number in quarantine now	Truck Drivers quarantined in 24 Hrs.
Erongo	9	3733	3591	142	0
Hardap	3	784	760	24	0
Kavango	0	693	667	26	0
Khomas	0	2599	2469	130	0
//Kharas	0	2919	2812	107	0
Kunene	30	679	555	124	0
Ohangwena	0	534	515	19	0
Omaheke	0	1128	1070	58	0
Omusati	0	315	311	4	0
Oshana	0	338	329	9	0
Oshikoto	0	1760	1495	265	0
Otjozondjupa	0	905	881	24	0
Zambezi	4	881	842	39	0
Total	46	17268	16297	971	0

- Since March 2020, **17269** people have been placed into mandatory quarantine facilities around the country.
- A total of **971** people are currently in quarantine, with **46** new admissions in the last 24 hours.

- The 20-49 years age-brackets constitute **8761 (71.3%)** of the confirmed cases, while a sizable proportion of the 50-59 age group is **1249 (10.2%)**.
- A total of **1455 (11.6%)** of the confirmed cases are among the 5-19 years category.
- The under 5 years make up **301 (2.4%)** of the total cases.
- Aged 60 years and above constitute **555 (4.5%)** of the confirmed cases.

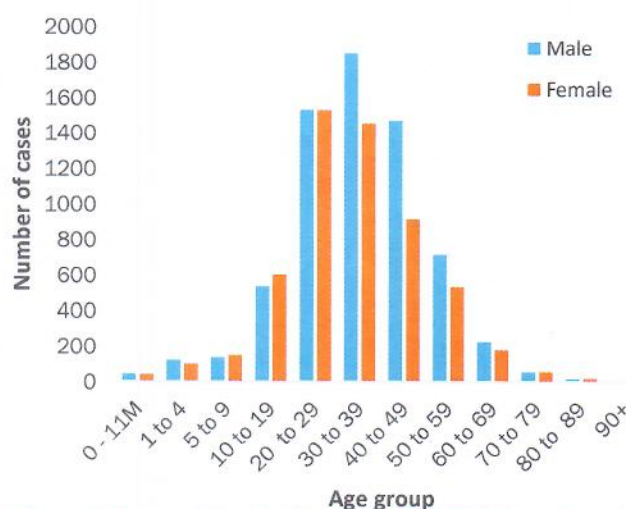


Figure 3: Age and Sex distribution of COVID-19 confirmed cases, As of 17 October 2020

PUBLIC HEALTH ACTION(S)

- Meeting held by the National Health Emergency Management Committee to review the current public health regulations on COVI-19.
- Training on Integrated Disease Surveillance Response (IDSR) is ongoing country-wide.
- Public awareness on COVID-19 prevention measures is ongoing.
- The government and developmental partners continue to prioritise continuation of essential health services


CHALLENGES

- Lack of isolation units and facilities in the country for special cases in closed settings such as police holding cells and prisons.
- Inadequate ICU facilities and ICU equipment at referral hospitals and high care units in the districts.

RECOMMENDATIONS

- Establish fully equipped isolation units and facilities for identified special cases throughout the country.
- Provision of fully equipped ICU facilities at referral hospitals and high care units in the districts.

Approved



Incident Manager

17 October 2020



Secretariat

For enquiries, please contact
Namibia Public Health Emergency Operations Centre;



PHEOC@mhss.gov.na



0800 100 100



0851 100 100