



NAMIBIA COVID-19 SITUATION REPORT NO. 224

Outbreak Name	COVID-19 outbreak	Country affected	Namibia
Date & Time	28.10.2020 17h00	Investigation start Date	13 March 2020
Prepared by	Surveillance Team		

HIGHLIGHTS/SITUATION UPDATE (28/10/2020)

- A total of **12858** cases have been recorded to-date, representing **0.5%** of the population of approximately 2.5 Million people.
- More male cases **7081 (55.1%)** were recorded compared to female cases **5777 (44.9%)**.
- Of the total confirmed cases, **518 (4.0%)** Health Care Workers (HCWs) have tested positive for COVID-19 to-date.
-336 (64.9%) State; 179 (34.5%) Private, 3 (0.6%) NGO.
-280 (54.4%) recoveries including 3 (0.6%) deaths.
- Today (28/10/2020), **43** recoveries have been recorded from 5 regions; the recovery rate now stands at **85.3%**.

TOTAL	TODAY
Tested 124018	Tested 512
Confirmed 12858	Confirmed 52
Active 1753	Active 1753
Recovered 10972	Recovered 43
Death 133	Death 0

- All fourteen (14) regions have reported confirmed cases; Khomas and Erongo regions reported the highest with **5813 (45.2%)** and **3943 (30.7%)** respectively.
- Of the total fatalities, **104 (78.2%)** are COVID-19 deaths while **29 (21.8%)** are COVID-19 related deaths.
- The cases continue to erupt among closed settings such as schools, police holding cells and prisons.

Table 1: Distribution of confirmed COVID-19 cases by region, 28 October 2020

Region	Total No. of cases	Active cases	Recoveries	Deaths	Deaths in 24 hours	Cumulative deaths with co-morbidities	Health Care Workers
Erongo	3943	61	3843	39	0	36	70
Hardap	576	35	537	4	0	1	19
//Kharas	385	16	365	4	0	3	10
Kavango East	188	1	184	3	0	2	21
Kavango West	8	0	7	1	0	1	1
Khomas	5813	1235	4511	67	0	64	335
Kunene	34	2	32	0	0	0	0
Ohangwena	205	2	201	2	0	0	6
Omaheke	114	23	88	3	0	2	3
Omusati	64	10	53	1	0	0	6
Oshana	628	254	370	4	0	3	14
Oshikoto	433	89	344	0	0	0	7
Otjozondjupa	386	25	356	5	0	4	14
Zambezi	81	0	81	0	0	0	12
Total	12858	1753	10972	133	0	115	518

EPIDEMIOLOGICAL SITUATION IN NAMIBIA

Table 2: COVID-19 specimen recorded at the Laboratories, As of 28 October 2020

VARIABLES	TOTAL
Total samples received by the Laboratory	124136
Total samples tested	117841
Total samples re-tested	6177
Total positive results	12858
Total negative results	104937
Total samples discarded	117
Invalid results	1
Total pending results	0
Indeterminant/Inconclusive	46
Suspected cases in 24 hours (excludes re-tests)	487

- To date, **124018** tests (including **6177** re-tests) have been conducted by NIP, Path-Care, NAMDEB, UNAM and Namib Poultry laboratories.
- Since the beginning of the outbreak, **30694** contacts of confirmed cases have been identified, **67** new contacts were identified within the last 24 hours from 12 regions.
- Cumulatively, **23614** contacts have completed their monitoring period, while a total of **3116 (24.2%)** contacts of confirmed cases have tested positive.
- Today, **5830 (82.7%)** out of **7052** active contacts were monitored.

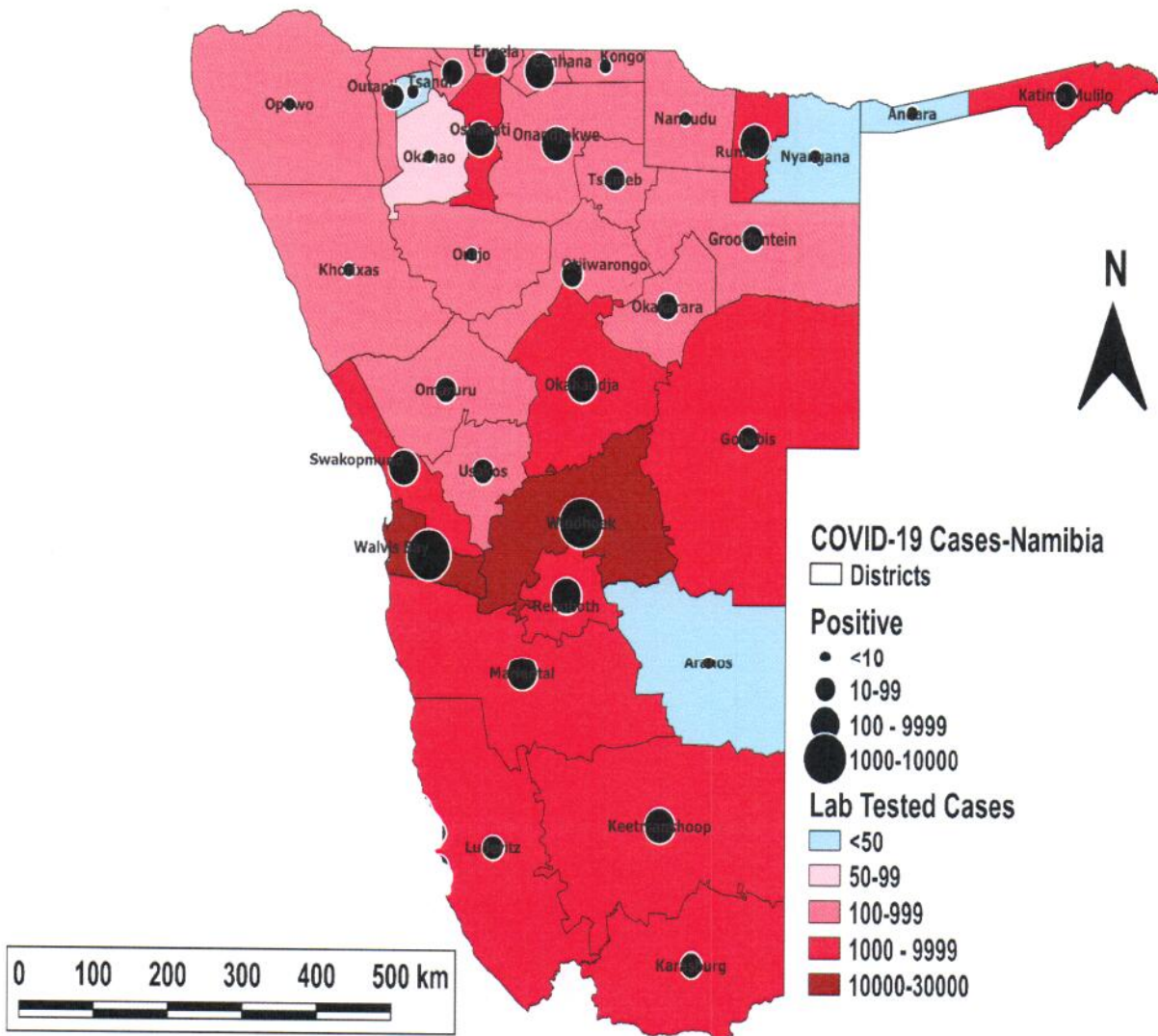
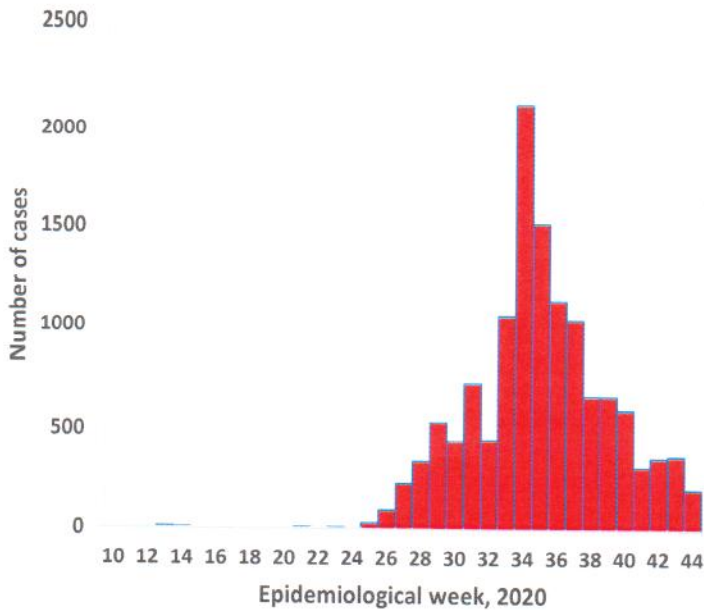


Figure 1: Distribution of suspected and confirmed COVID-19 cases by District, 28 October 2020



- A highest peak of **2123 (16.5%)** cases was recorded during week 34 (Figure 2).
- After a peak in epi-week 34, the country has seen a gradual reduction in the average number of confirmed cases to 52 in epi-week 43.
- The National Call center continues operation for 24 hours daily.

Today (28/10/2020), **783** calls were answered including **96** alerts.

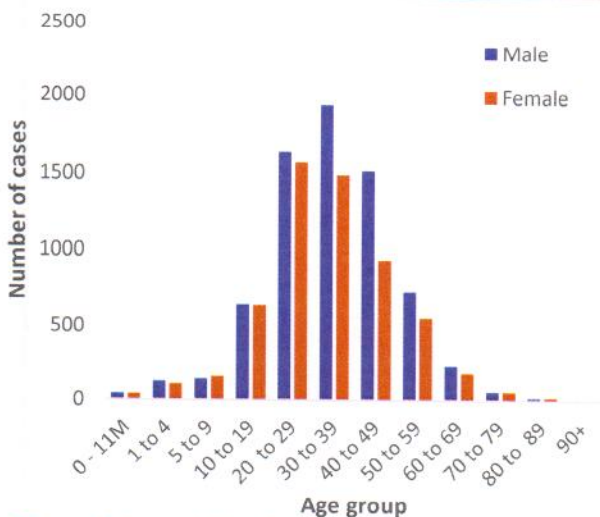
Figure 2: Epi-curve for confirmed COVID-19 cases, as of 28 October 2020

Table 3: Number of people in mandatory quarantine facilities, 28 October 2020

Region	Newly quarantined 24 Hrs.	Cumulative number	Number discharged	Number in quarantine now	Truck Drivers quarantined in 24 hrs.
Erongo	12	3918	3775	143	12
Hardap	10	815	800	15	0
Kavango	0	723	711	12	0
Khomas	0	2826	2792	34	0
//Kharas	0	2919	2901	18	0
Kunene	0	782	778	4	0
Ohangwena	0	548	547	1	0
Omaheke	0	1401	1306	95	0
Omusati	6	371	350	21	0
Oshana	1	355	349	6	0
Oshikoto	484	2244	2149	95	0
Otjozondjupa	0	937	906	31	0
Zambezi	19	949	902	47	0
Total	532	18788	18266	522	12

➤ Since March 2020, **18788** people have been placed into mandatory quarantine facilities around the country.

➤ A total of **522** people are currently in quarantine, with **532** new admissions in the last 24 hours.



- Of the total confirmed cases, **9100 (70.8%)** are in the 20-49 years age-brackets which constitutes the majority of the recorded cases.
- The under 5 years age group make up **214 (2.4%)** of the total cases whereas, **573 (4.5%)** are above 60 years of age.
- A total of **1584 (12.3%)** of the confirmed cases are among the 5-19 years category.

Figure 3: Age and Sex distribution of COVID-19 confirmed cases, as of 28 October 2020

PUBLIC HEALTH ACTION(S)

- Training on Case management and IPC for healthcare workers is ongoing with support from the Robert Koch Institute (RKI).
- Virtual training on Integrated Disease Surveillance Response (IDSR) is ongoing country-wide.
- Public awareness on COVID-19 prevention measures is ongoing.
- The government and developmental partners continue to prioritise continuation of essential health services


CHALLENGES

- Lack of isolation units and facilities in the country for special cases in closed settings such as police holding cells and prisons.
- Inadequate ICU facilities and ICU equipment at referral hospitals and high care units in the districts.

RECOMMENDATIONS

- Establish fully equipped isolation units and facilities for identified special cases throughout the country.
- Provision of fully equipped ICU facilities at referral hospitals and high care units in the districts.


Approved



Incident Manager


28 October 2020


Secretariat

For enquiries, please contact
Namibia Public Health Emergency Operations Centre:

 PHEOC@mhss.gov.na

 0800 100 100

 0851 100 100