



NAMIBIA COVID-19 SITUATION REPORT NO. 230

Outbreak Name	COVID-19 outbreak	Country affected	Namibia
Date & Time	03.11.2020 17h00	Investigation start Date	13 March 2020
Prepared by	Surveillance Team		

HIGHLIGHTS/SITUATION UPDATE (03/11/2020)

TOTAL
Tested 129150
Confirmed 13046
Active 1569
Recovered 11344
Death 133
TODAY
Tested 911
Confirmed 16
Active 1569
Recovered 40
Death 0

- A total of **13046** cases have been recorded to-date, representing **0.5%** of the population of approximately 2.5 Million people.
- More male cases **7192 (55.1%)** were recorded compared to female cases **5854(44.9%)**.
- Of the total confirmed cases, **521 (4.0%)** Health Workers (HWs) have tested positive for COVID-19 to-date.
-339 (65.0%) State; 179 (34.4%) Private, 3 (0.6%) NGO.
-280 (54.4%) recoveries including 3 (0.6%) deaths.
- Today, **40** recoveries have been recorded from 4 regions; the recovery rate now stands at **87.0%**.
- All fourteen (14) regions have reported confirmed cases; Khomas and Erongo regions reported the highest with **5874 (45.0%)** and **3953 (30.3%)** respectively.
- Of the total fatalities, **104 (78.2%)** are COVID-19 deaths while **29 (21.8%)** are COVID-19 related deaths.
- The cases continue to flare up among closed settings such as school premises and hostels, police holding cells, and prisons.

Table 1: Distribution of confirmed COVID-19 cases by region, 03 November 2020

Region	Total No. of cases	Active cases	Recoveries	Deaths	Deaths in 24 hours	Cumulative deaths with co-morbidities	Health Workers
Erongo	3953	64	3850	39	0	36	70
Hardap	594	38	552	4	0	1	19
//Kharas	393	15	374	4	0	3	10
Kavango East	190	3	184	3	0	2	21
Kavango West	8	0	7	1	0	1	1
Khomas	5874	1216	4591	67	0	64	338
Kunene	35	1	34	0	0	0	0
Ohangwena	209	6	201	2	0	0	6
Omaheke	114	17	94	3	0	2	3
Omusati	67	7	59	1	0	0	6
Oshana	707	100	603	4	0	3	14
Oshikoto	434	90	344	0	0	0	7
Otjozondjupa	387	12	370	5	0	4	14
Zambezi	81	0	81	0	0	0	12
Total	13046	1569	11344	133	0	116	521

EPIDEMIOLOGICAL SITUATION IN NAMIBIA

- A highest peak of **2123 (16.3%)** cases was recorded during week 34 (Figure 1).
- After a peak in epi-week 34, the country has seen a gradual reduction in the average number of confirmed cases to 47 in epi-week 44.
- The number of cases have plateaued in the last four weeks as seen in the graph.
- The National Call center continues operation for 24 hours daily.

Today (03/11/2020), **995** calls were answered including **70** alerts.

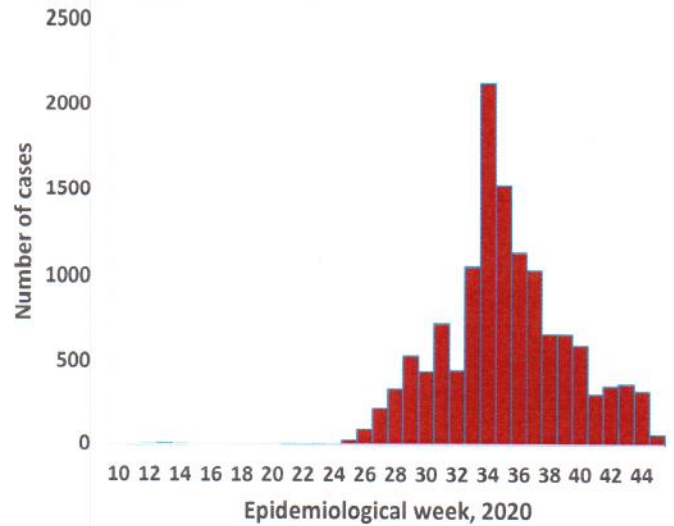


Figure 1: Epi-curve for confirmed COVID-19 cases, as of 03 November 2020

Table 2: COVID-19 specimen recorded at the Laboratories
As of 03 November 2020

VARIABLES	TOTAL
Total samples received by the Laboratory	129268
Total samples tested	122855
Total samples re-tested	6295
Total positive results	13046
Total negative results	109763
Total samples discarded	117
Invalid results	1
Total pending results	0
Indeterminant/Inconclusive	46
Suspected cases in 24 hours (excludes re-tests)	903

- To date, **129150** tests (including **6295** re-tests) have been conducted by NIP, Path-Care, NAMDEB, UNAM and Namib Poultry laboratories.
- Since the beginning of the outbreak, **31400** contacts of confirmed cases have been identified, **164** new contacts were identified within the last 24 hours from 13 regions.
- Cumulatively, **24490** contacts have completed their monitoring period, while a total of **3185 (24.4%)** contacts of confirmed cases have tested positive.
- Today, **6932 (83.6%)** out of **7098** active contacts were monitored.

- Of the total confirmed cases, **9226 (70.7%)** are in the 20-49 years age-brackets which constitutes the majority of the recorded cases.
- A total of **1607 (12.3%)** of the confirmed cases are among the 5-19 years category.
- The under 5 years age group make up **318 (2.4%)** of the total cases whereas, **586 (4.5%)** are above 60 years of age.

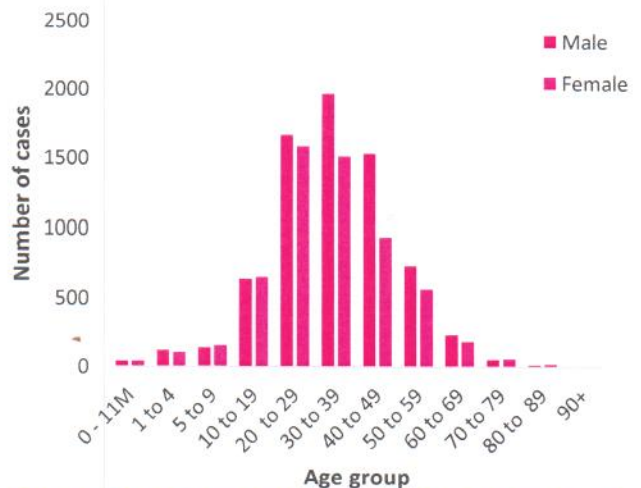


Figure 2: Age and Sex distribution of COVID-19 confirmed cases, as of 03 November 2020

Table 3: Number of people in mandatory quarantine facilities, 03 November 2020

Region	Newly quarantined 24 Hrs.	Cumulative number	Number discharged	Number in quarantine now	Truck Drivers quarantined in 24 hrs.
Erongo	5	3979	3884	95	12
Hardap	2	825	816	9	0
Kavango	0	723	711	12	0
Khomas	4	2853	2801	52	0
//Kharas	0	2919	2901	18	0
Kunene	9	792	783	9	0
Ohangwena	0	548	547	1	0
Omaheke	0	1401	1306	95	0
Omusati	0	384	372	12	0
Oshana	1	357	353	4	0
Oshikoto	138	2382	2236	146	20
Otjozondjupa	0	964	906	58	0
Zambezi	0	964	923	41	0
Total	159	19091	18539	552	32

- Since March 2020, **19091** people have been placed into mandatory quarantine facilities around the country.
- A total of **552** people are currently in quarantine, with **159** new admissions in the last 24 hours.

PUBLIC HEALTH ACTION(S)

- Commencement of the Inter-Action Review for Khomas region.
- Piloting of the GO.DATA system in Zambezi region.
- Virtual training on Integrated Disease Surveillance Response (IDSR) is ongoing country-wide.
- Public awareness on COVID-19 prevention measures is ongoing.
- The government and developmental partners continue to prioritise continuation of essential health services.


CHALLENGES

- Refusal of swabbing by some people
- Lack of isolation units and facilities in the country for special cases in closed settings such as police holding cells and prisons.

RECOMMENDATIONS


- Strengthening of awareness measures on the importance of testing.
- Establish fully equipped isolation units and facilities for identified special cases throughout the country.

Approved




Incident Manager


03 November 2020




Secretariat

For enquiries, please contact
Namibia Public Health Emergency Operations Centre;

 PHEOC@mhss.gov.na

 0800 100 100

 0851 100 100