



ABORTION HEALTH PROFILE

BURKINA FASO 2019



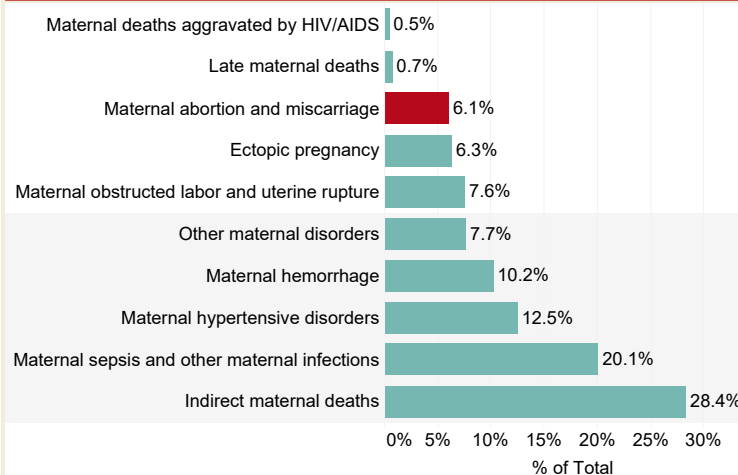
1. General Statistics

Total population (000's), 2019	20,321
Total female population (15 - 49 years) (000's), 2019	4,736
Total fertility rate 15-49 (births per woman), 2017	5
Adolescent birth rate (per 1000 women aged 15-19 years), 2016	132
Unintended pregnancies (000's), 2019	493
Proportion of women who make their own informed decisions regarding sexual relations (% of women aged 15-49 years), 2010	62

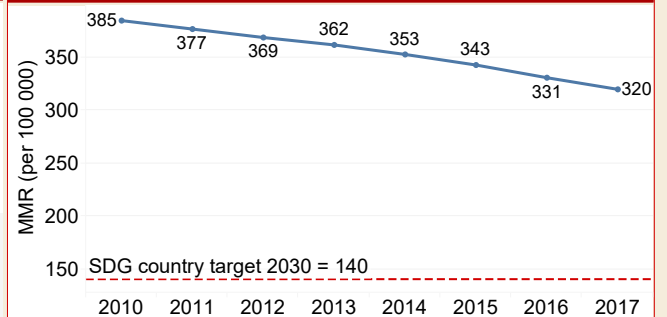
2. Legal status of abortion

	No	Yes
On request	✗	
For economic or social reasons	✗	
In cases of foetal impairment		✓
In cases of incest		✓
In cases of intellectual/cognitive disability of the woman	✗	
In cases of rape		✓
To preserve a woman's health		✓
To preserve a woman's mental health	✗	
To preserve a woman's physical health	✗	
To save a woman's life		✓

3. Causes of maternal death (2017)



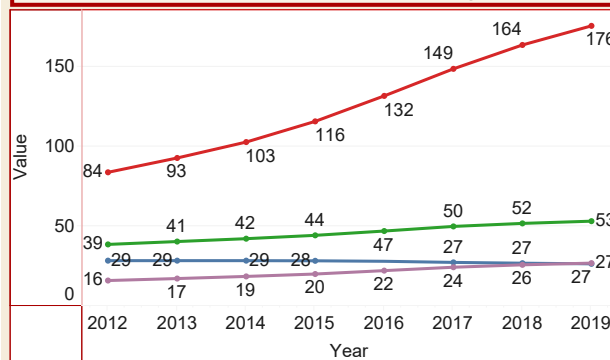
4. Maternal mortality ratio (2010-2017)



5. Annual average rate of reduction: 2010-2017 vs 2010-2030

Current AARR in MMR	2.6%
Expected AARR to reach MMR target 2030	5.5%

6. FP indicators and unsafe abortions averted due to modern contraceptive use



Legend

- Contraceptive prevalence - modern methods (%)
- Demand satisfied for modern contraception (%)
- Unmet need for family planning (%)
- Unsafe abortions averted (000's)

7. Available in National Essential Medicines List - (All)

Misoprostol	✓
Mifepristone	✗
Misoprostol + Mifepristone combination	✗

8. Post-abortion contraceptive acceptance



References

- 1: United Nations, Department of Economic and Social Affairs, Population Division (2019). World Population Prospects 2019, custom data acquired via website in July 2020; DHS and national surveys compiled in WHO Global Observatory and UNFPA global databases accessed in July 2020; ICF, 2015. The DHS Program STATcompiler. Funded by USAID. Available from: <http://www.statcompiler.com>. Accessed July 2020
- 2: Global Abortion Policy Database (<https://abortion-policies.srhr.org/>) accessed in July 2020
- 3: Global Burden of Disease Study 2017 (GBD 2017) Results.Seattle, United States: Institute for Health Metrics and Evaluation (IHME), 2018. Available from <http://ghdx.healthdata.org/gbd-results-tool>
- 4: Trends in maternal mortality 2000 to 2017: estimates by WHO, UNICEF, UNFPA, World Bank Group and the United Nations Population Division
- 5: From FP2020 2019 Progress Report, most recent national surveys (DHS,PMA2020, MICS,RHS and other national surveys). At: <http://progress.familyplanning2020.org/resources>
- 7: National Essential Medicines list, acquired via https://www.who.int/medicines/services/essmedicines_def/en/.

Definitions and abbreviations

Unsafe abortions averted due to modern contraceptive use: Number of unsafe abortions that did not occur during a specified reference period as a result of the protection provided by modern contraceptive use during the reference period.
Contraceptive prevalence - Modern Methods: Percentage of women of reproductive age who are using (or whose partner is using) a modern contraceptive method at a particular point in time
Unmet need: percentage of fecund women of reproductive age who want no more children or to postpone having the next child, but are not using a contraceptive method, plus women who are currently using a traditional method of family planning
FP - Family planning, **MMR** - Maternal Mortality Ratio

For further information:
 Reproductive Maternal Health & Ageing(RMH)
 Programme (afgofhrwh@who.int), Universal Health Coverage/Life course Cluster

