

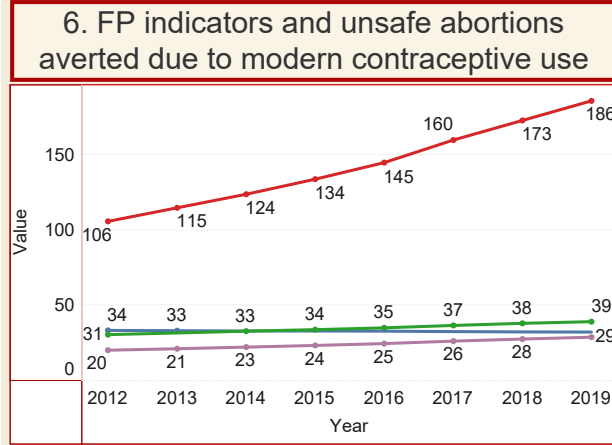
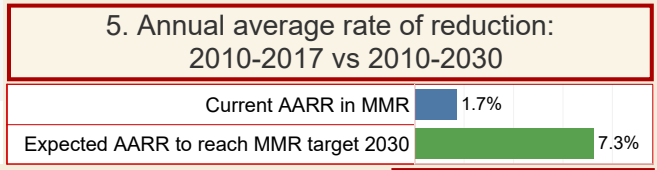
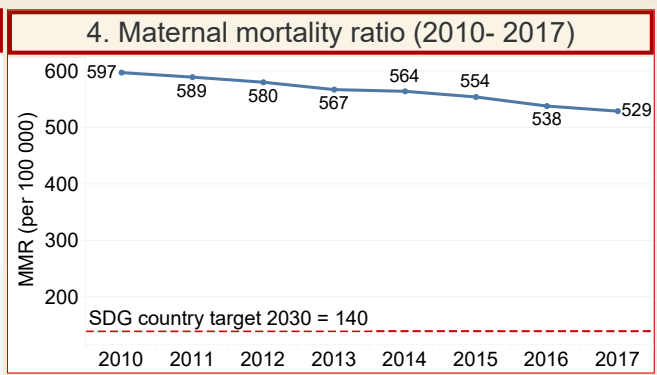
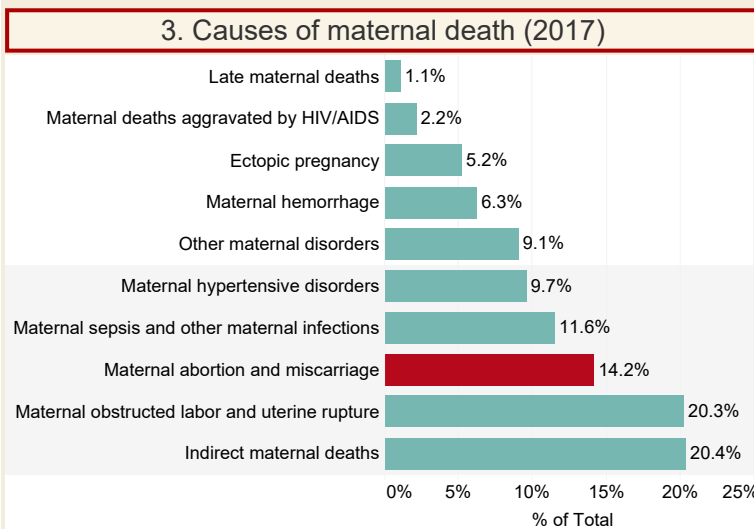


ABORTION HEALTH PROFILE

CAMEROON 2019



1. General Statistics		2. Legal status of abortion			
Total population (000's), 2019	25,876		Not specified	No	Yes
Total female population (15 - 49 years) (000's), 2019	6,269	On request		X	
Unintended pregnancies (000's), 2019	643	For economic or social reasons		X	
Adolescent birth rate (per 1000 women aged 15-19 years), 2014	119	In cases of foetal impairment		X	
Proportion of women who make their own informed decisions regarding sexual relations (% of women aged 15-49 years), 2011	89	In cases of incest		X	
Total fertility rate 15-49 (births per woman), 2018	5	In cases of intellectual/cognitive disability of woman		X	
		In cases of rape			✓
		To preserve a woman's health			✓
		To preserve a woman's mental health		X	
		To preserve a woman's physical health		X	
		To save a woman's life		X	
		Other	○		



7. Available in National Essential Medicines List - (All)

Misoprostol	X
Mifepristone	X
Misoprostol + Mifepristone combination	✓

8. Post-abortion contraceptive acceptance

No data

References

- 1: United Nations, Department of Economic and Social Affairs, Population Division (2019). World Population Prospects 2019, custom data acquired via website in July 2020; DHS and national surveys compiled in WHO Global Observatory and UNFPA global databases accessed in July 2020; ICF, 2015. The DHS Program STATcompiler. Funded by USAID. Available from: <http://www.statcompiler.com>. Accessed July 2020
- 2: Global Abortion Policy Database (<https://abortion-policies.srhr.org/>) accessed in July 2020
- 3: Global Burden of Disease Study 2017 (GBD 2017) Results. Seattle, United States: Institute for Health Metrics and Evaluation (IHME), 2018. Available from <http://ghdx.healthdata.org/gbd-results-tool>
- 4: Trends in maternal mortality 2000 to 2017: estimates by WHO, UNICEF, UNFPA, World Bank Group and the United Nations Population Division
- 5: From FP2020 2019 Progress Report, most recent national surveys (DHS, PMA2020, MICS, RHS and other national surveys). At: <http://progress.familyplanning2020.org/resources>
- 6: From FP2020 2019 Progress Report, most recent national surveys (DHS, PMA2020, MICS, RHS and other national surveys). At: <http://progress.familyplanning2020.org/resources>
- 7: Global Abortion Policy Database (<https://abortion-policies.srhr.org/>) accessed in July 2020..

Legend

- Contraceptive prevalence - modern methods (%)
- Demand satisfied for modern contraception (%)
- Unmet need for family planning (%)
- Unsafe abortions averted (000's)

Definitions and abbreviations

Unsafe abortions averted due to modern contraceptive use: Number of unsafe abortions that did not occur during a specified reference period as a result of the protection provided by modern contraceptive use during the reference period.

Contraceptive prevalence - Modern Methods: Percentage of women of reproductive age who are using (or whose partner is using) a modern contraceptive method at a particular point in time

Unmet need: percentage of fecund women of reproductive age who want no more children or to postpone having the next child, but are not using a contraceptive method, plus women who are currently using a traditional method of family planning

FP - Family planning, **MMR** - Maternal Mortality Ratio