



ABORTION HEALTH PROFILE

ERITREA 2019



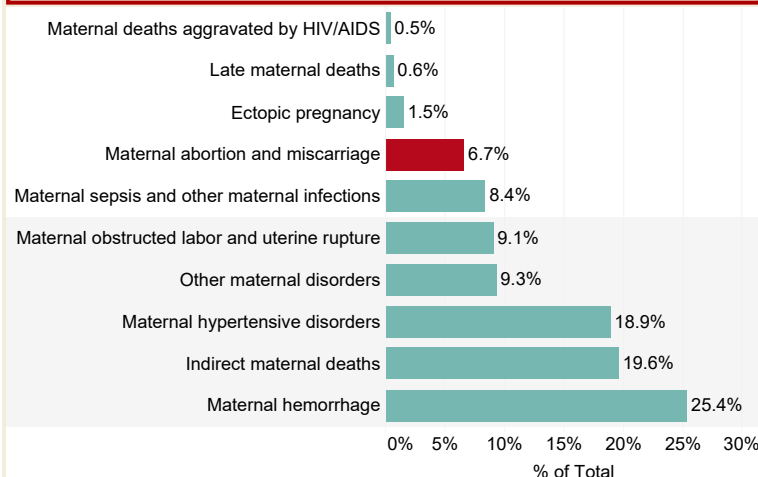
1. General Statistics

Total population (000's), 2019	3,497
Total female population (15 - 49 years) (000's), 2019	824
Unintended pregnancies (000's), 2019	21
Adolescent birth rate (per 1000 women aged 15-19 years), 2008	76
Proportion of women who make their own informed decisions regarding sexual relations (% of women aged 15-49 years), Null	
Total fertility rate 15-49 (births per woman), 2002	5

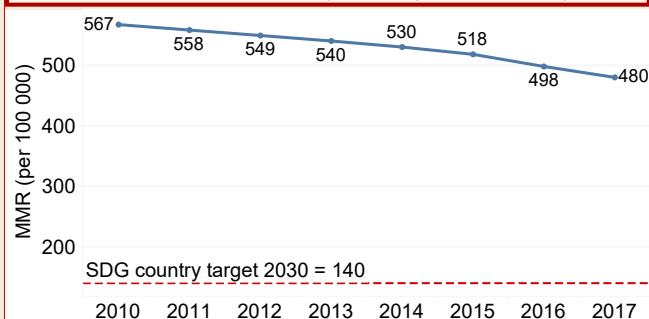
2. Legal status of abortion

	No	Yes
On request	×	
For economic or social reasons	×	
In cases of foetal impairment	×	
In cases of incest		✓
In cases of intellectual/cognitive disability of the woman	×	
In cases of rape		✓
To preserve a woman's health	×	
To preserve a woman's mental health		✓
To preserve a woman's physical health		✓
To save a woman's life	×	
Other		✓

3. Causes of maternal death (2017)



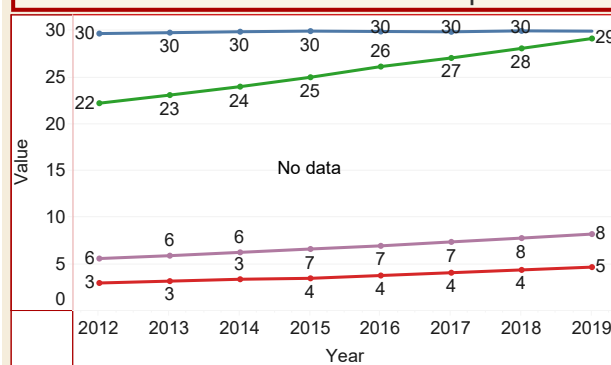
4. Maternal mortality ratio (2010- 2017)



5. Annual average rate of reduction: 2010-2017 vs 2010-2030

Current AARR in MMR	2.4%
Expected AARR to reach MMR target 2030	7.0%

6. FP indicators and unsafe abortions averted due to modern contraceptive use



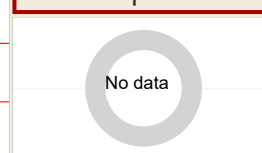
Legend

- Contraceptive prevalence - modern methods (%)
- Demand satisfied for modern contraception (%)
- Unmet need for family planning (%)
- Unsafe abortions averted (000's)

7. Available in National Essential Medicines List - (2010)

Misoprostol	✓
Mifepristone	×
Misoprostol + Mifepristone combination	×

8. Post-abortion contraceptive acceptance



References

- United Nations, Department of Economic and Social Affairs, Population Division (2019). World Population Prospects 2019, custom data acquired via website in July 2020; DHS and national surveys compiled in WHO Global Observatory and UNFPA global databases accessed in July 2020; ICF, 2015. The DHS Program STATcompiler. Funded by USAID. Available from: <http://www.statcompiler.com>. Accessed July 2020
- Global Abortion Policy Database (<https://abortion-policies.srhr.org/>) accessed in July 2020
- Global Burden of Disease Study 2017 (GBD 2017) Results. Seattle, United States: Institute for Health Metrics and Evaluation (IHME), 2018. Available from <http://ghdx.healthdata.org/gbd-results-tool>
- Trends in maternal mortality 2000 to 2017: estimates by WHO, UNICEF, UNFPA, World Bank Group and the United Nations Population Division
- From FP2020 2019 Progress Report, most recent national surveys (DHS,PMA2020, MICS,RHS and other national surveys). At: <http://progress.familyplanning2020.org/resources>
- Global Abortion Policy Database (<https://abortion-policies.srhr.org/>) accessed in July 2020..

Definitions and abbreviations

Unsafe abortions averted due to modern contraceptive use: Number of unsafe abortions that did not occur during a specified reference period as a result of the protection provided by modern contraceptive use during the reference period.

Contraceptive prevalence - Modern Methods: Percentage of women of reproductive age who are using (or whose partner is using) a modern contraceptive method at a particular point in time

Unmet need: percentage of fecund women of reproductive age who want no more children or to postpone having the next child, but are not using a contraceptive method, plus women who are currently using a traditional method of family planning

FP - Family planning, **MMR** - Maternal Mortality Ratio

For further information:

Reproductive Maternal Health & Ageing(RMH)
Programme (afgofhrwh@who.int), Universal Health Coverage/Life course Cluster

