



NAMIBIA COVID-19 SITUATION REPORT NO. 257

Outbreak Name	COVID-19 outbreak	Country affected	Namibia
Date & Time	30.11.2020 17h00	Investigation start Date	13 March 2020
Prepared by	Surveillance Team		

HIGHLIGHTS/SITUATION UPDATE (30/11/2020)

TOTAL
Tested 155763
Confirmed 14416
Active 662
Recovered 13600
Death 151
TODAY
Tested 393
Confirmed 36
Active 662
Recovered 65
Death 0

- The cases continue to flare up among the school premises and hostels.
- A total of **14416** cases have been recorded to-date, representing **0.6%** of the population.
- More male cases **7877 (54.6%)** were recorded compared to female cases **6539 (45.4%)**.
- Of the total confirmed cases, **558 (3.8%)** Health Workers (HWs) have tested positive for COVID-19 to-date.
 - 370 (66.3%) State; 185 (33.2%) Private, 3 (0.5%) Non-Governmental Organizations.
 - 530 (95.7%) recoveries and 3 (0.5%) deaths.
- The recovery rate now stands at **94.3%**.
- All fourteen (14) regions have reported confirmed cases; Khomas and Erongo regions reported the highest with **6483 (45.0%)** and **4057 (28.1%)** respectively.
- Of the total fatalities, **116 (76.8%)** are COVID-19 deaths while **35 (23.2%)** are COVID-19 related deaths.

Table 1: Distribution of confirmed COVID-19 cases by region, 30 November 2020

Region	Total No. of cases	Active cases	Recoveries	Deaths	Deaths in 24 hours	Cumulative deaths with co-morbidities	Non-COVID deaths	Health Workers
Erongo	4057	40	3975	41	0	38	1	73
Hardap	760	94	659	7	0	5	0	23
//Kharas	600	126	469	5	0	4	0	17
Kavango East	219	8	208	3	0	2	0	21
Kavango West	8	0	7	1	0	1	0	1
Khomas	6483	289	6121	73	0	69	0	342
Kunene	37	1	35	1	0	1	0	0
Ohangwena	230	5	222	2	0	0	1	6
Omaheke	143	9	130	4	0	3	0	4
Omusati	81	3	77	1	0	0	0	6
Oshana	846	59	779	8	0	7	0	28
Oshikoto	452	3	448	0	0	0	1	7
Otjozondjupa	418	24	389	5	0	4	0	18
Zambezi	82	1	81	0	0	0	0	12
Total	14416	662	13600	151	0	134	3	558

EPIDEMIOLOGICAL SITUATION IN NAMIBIA

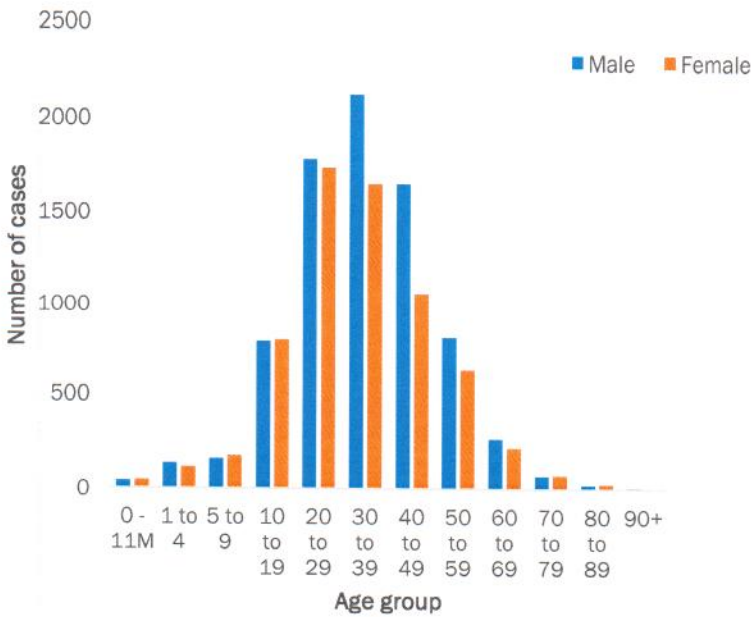


Figure 1: Age and Sex distribution of COVID-19 confirmed cases, as of 30 November 2020

- Of the total confirmed cases, **10012 (69.5%)** are in the 20-49 years age-brackets which constitutes the majority of the recorded cases.
- A total of **1932 (13.4%)** of the confirmed cases are among the 5-19 years category.
- The under 5 years age group make up **348 (2.4%)** of the total cases whereas, **677 (4.7%)** are above 60 years of age.

Table 2: COVID-19 specimen recorded at the Laboratories As of 30 November 2020

VARIABLES	TOTAL
Total samples received by the Laboratory	155881
Total samples tested	148906
Total samples re-tested	6857
Total positive results	14416
Total negative results	134438
Total samples discarded	117
Invalid results	1
Total pending results	0
Indeterminant/Inconclusive	52
Suspected cases in 24 hours (excludes re-tests)	375

- To date, **155763** tests (including **6857** re-tests) have been conducted by NIP, Path-Care, NAMDEB, UNAM and Namib Poultry laboratories.
- Since the beginning of the outbreak, **36324** contacts of confirmed cases have been identified, **123** new contacts were identified within the last 24 hours from 12 regions.
- Cumulatively, **33490** contacts have completed their monitoring period, while a total of **4251 (29.5%)** contacts of confirmed cases have tested positive.
- Today, **3255 (99.6%)** out of **3269** active

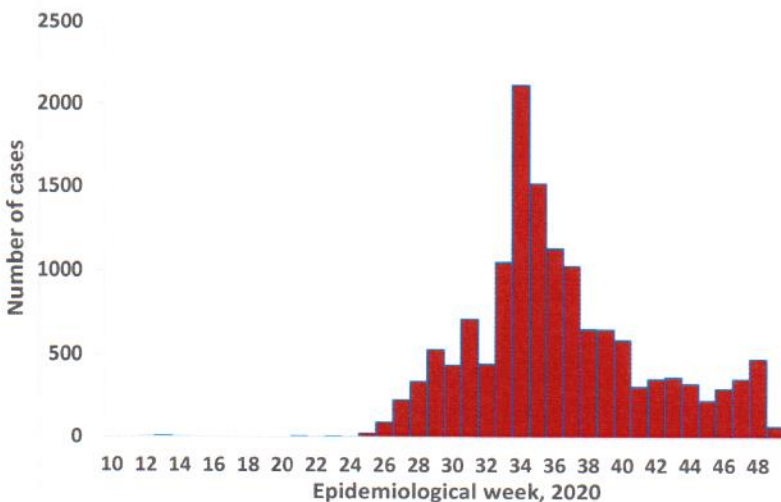


Figure 2: Epi-curve for confirmed COVID-19 cases, As of 30 November 2020

- A highest peak of **2123 (14.7%)** cases was recorded during week 34 (Figure 2).
- The National Call center continues operation for 24 hours daily. Today (30/11/2020) **684** calls were answered including **59** alerts.

Table 3: Number of people in mandatory quarantine facilities, 30 November 2020

Region	Newly quarantined 24 Hrs.	Cumulative number	Number discharged	Number in quarantine now	Truck Drivers quarantined in 24 hrs.
Erongo	0	4163	4081	82	0
Hardap	4	931	917	14	0
Kavango	0	802	798	4	0
Khomas	0	2934	2903	31	0
//Kharas	0	2928	2914	14	0
Kunene	0	835	834	1	0
Ohangwena	0	564	562	2	0
Omaheke	3	1726	1669	57	0
Omusati	0	422	415	7	0
Oshana	0	365	358	7	0
Oshikoto	91	2745	2550	195	0
Otjozondjupa	0	980	968	12	0
Zambezi	4	1063	1006	57	0
Total	102	20458	19975	483	0

➤ Since March 2020, **20458** people have been placed into mandatory quarantine facilities around the country.

➤ A total of **483** people are currently in quarantine, with **102** new admissions in the last 24 hours.

PUBLIC HEALTH ACTION(S)

- Expanded Targeted Testing is being conducted at institutions that have confirmed positive cases.
- Virtual training on Integrated Disease Surveillance Response (IDSR) is ongoing country-wide.
- Public awareness on COVID-19 prevention measures is ongoing.
- The government and developmental partners continue to prioritise continuation of essential health services.


CHALLENGES


- Lack of isolation units and facilities in the country for special cases in closed settings such as police holding cells and prisons.

RECOMMENDATIONS




- Establish fully equipped isolation units and facilities for identified special cases throughout the country.

Approved


 Incident Manager
 30 November 2020


 Secretariat

For enquiries, please contact
Namibia Public Health Emergency Operations Centre:

 PHEOC@mhss.gov.na
 0800 100 100
 0851 100 100