



NAMIBIA COVID-19 SITUATION REPORT NO. 254

Outbreak Name	COVID-19 outbreak	Country affected	Namibia
Date & Time	27.11.2020 17h00	Investigation start Date	13 March 2020
Prepared by	Surveillance Team		

HIGHLIGHTS/SITUATION UPDATE (27/11/2020)

TOTAL	TODAY
Tested 152904	Tested 1160
Confirmed 14285	Confirmed 78
Active 720	Active 720
Recovered 13412	Recovered 24
Death 150	Death 1

- The cases continue to flare up among the school premises and hostels.
- A total of **14285** cases have been recorded to-date, representing **0.6%** of the population.
- More male cases **7810 (54.7%)** were recorded compared to female cases **6475 (45.3%)**.
- Of the total confirmed cases, **550 (3.9%)** Health Workers (HWs) have tested positive for COVID-19 to-date.
 - 362 (65.8%) State; 185 (33.6%) Private, 3 (0.5%) Non-Governmental Organizations.
 - 452 (82.3%) recoveries and 3 (0.5%) deaths.
- The recovery rate now stands at **93.9%**.
- All fourteen (14) regions have reported confirmed cases; Khomas and Erongo regions reported the highest with **6403 (44.8%)** and **4046 (28.3%)** respectively.
- Of the total fatalities, **117 (78.0%)** are COVID-19 deaths while **33 (22.0%)** are COVID-19 related deaths.

Table 1: Distribution of confirmed COVID-19 cases by region, 27 November 2020

Region	Total No. of cases	Active cases	Recoveries	Deaths	Deaths in 24 hours	Cumulative deaths with co-morbidities	Non-COVID deaths	Health Workers
Erongo	4046	51	3953	41	0	38	1	73
Hardap	755	89	659	7	0	5	0	23
//Kharas	595	152	438	5	0	4	0	17
Kavango East	218	7	208	3	0	2	0	21
Kavango West	8	0	7	1	0	1	0	1
Khomas	6403	310	6020	73	0	69	0	342
Kunene	37	1	35	1	0	1	0	0
Ohangwena	226	1	222	2	0	0	1	6
Omaheke	142	13	125	4	0	3	0	4
Omusati	79	2	76	1	0	0	0	6
Oshana	829	53	769	7	1	6	0	20
Oshikoto	451	15	435	0	0	0	1	7
Otjondjupa	414	25	384	5	0	4	0	18
Zambezi	82	1	81	0	0	0	0	12
Total	14285	720	13412	150	1	133	3	550

EPIDEMIOLOGICAL SITUATION IN NAMIBIA

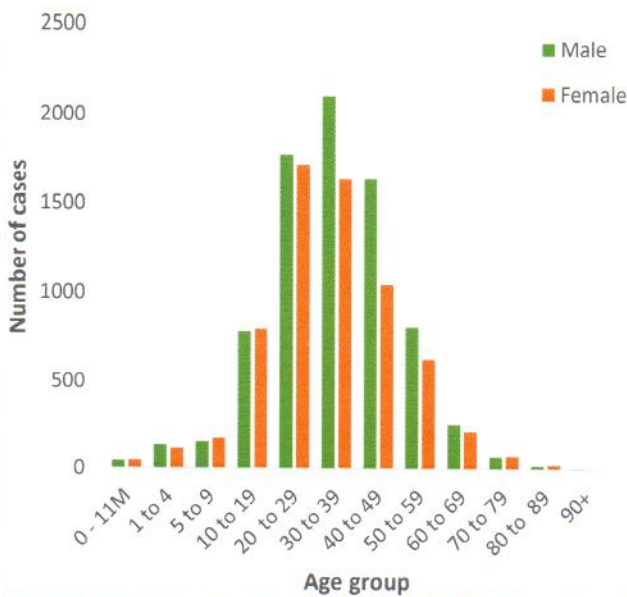


Figure 1: Age and Sex distribution of COVID-19 confirmed cases, as of 27 November 2020

- Of the total confirmed cases, **9920 (69.4%)** are in the 20-49 years age-brackets which constitutes the majority of the recorded cases.
- A total of **1914 (13.4%)** of the confirmed cases are among the 5-19 years category.
- The under 5 years age group make up **346 (2.4%)** of the total cases whereas, **672 (4.7%)** are above 60 years of age.

Table 2: COVID-19 specimen recorded at the Laboratories As of 27 November 2020

VARIABLES	TOTAL
Total samples received by the Laboratory	153022
Total samples tested	146109
Total samples re-tested	6795
Total positive results	14285
Total negative results	131773
Total samples discarded	117
Invalid results	1
Total pending results	0
Indeterminant/Inconclusive	51
Suspected cases in 24 hours (excludes re-tests)	1137

- To date, **152904** tests (including **6795** re-tests) have been conducted by NIP, Path-Care, NAMDEB, UNAM and Namib Poultry laboratories.
- Since the beginning of the outbreak, **36042** contacts of confirmed cases have been identified, **244** new contacts were identified within the last 24 hours from 11 regions.
- Cumulatively, **33175** contacts have completed their monitoring period, while a total of **4353 (30.5%)** contacts of confirmed cases have tested positive.
- Today, **3220 (100%)** out of **3220** active

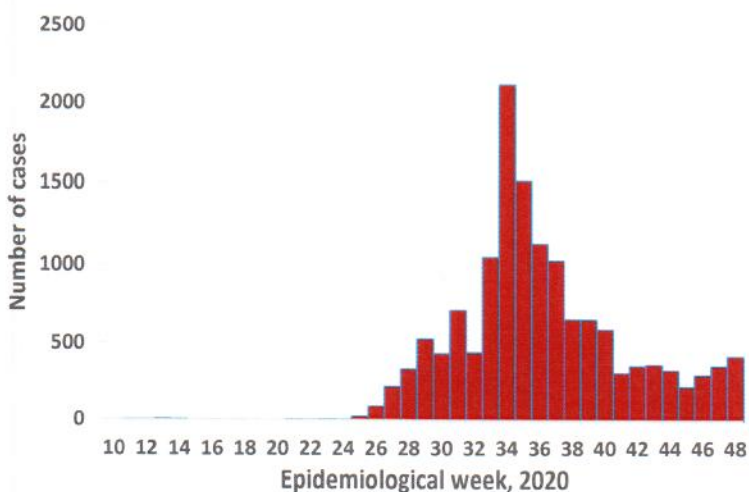


Figure 2: Epi-curve for confirmed COVID-19 cases, As of 27 November 2020

- A highest peak of **2123 (14.9%)** cases was recorded during week 34 (Figure 2).
- The National Call center continues operation for 24 hours daily.

Table 3: Number of people in mandatory quarantine facilities, 27 November 2020

Region	Newly quarantined 24 Hrs.	Cumulative number	Number discharged	Number in quarantine now	Truck Drivers quarantined in 24 hrs.
Erongo	0	4163	4081	82	0
Hardap	3	925	911	14	0
Kavango	0	801	798	3	0
Khomas	0	2926	2867	59	0
//Kharas	0	2928	2914	14	0
Kunene	0	834	825	9	0
Ohangwena	0	564	559	5	0
Omaheke	0	1671	1638	33	0
Omusati	0	416	407	9	0
Oshana	3	362	358	4	0
Oshikoto	0	2654	2545	109	0
Otjondjupa	0	980	968	12	0
Zambezi	3	1050	999	51	0
Total	9	20274	19870	404	0

➤ Since March 2020, **20274** people have been placed into mandatory quarantine facilities around the country.

➤ A total of **404** people are currently in quarantine, with **9** new admissions in the last 24 hours.

PUBLIC HEALTH ACTION(S)

- Expanded Targeted Testing is being conducted at institutions that have confirmed positive cases.
- Virtual training on Integrated Disease Surveillance Response (IDSR) is ongoing country-wide.
- Public awareness on COVID-19 prevention measures is ongoing.
- The government and developmental partners continue to prioritise continuation of essential health services.


CHALLENGES


- Lack of isolation units and facilities in the country for special cases in closed settings such as police holding cells and prisons.

RECOMMENDATIONS

- Establish fully equipped isolation units and facilities for identified special cases throughout the country.

Approved


 Incident Manager
 27 November 2020


 Secretariat

For enquiries, please contact
Namibia Public Health Emergency Operations Centre:

 PHEOC@mhss.gov.na
 0800 100 100
 0851 100 100