



NAMIBIA COVID-19 SITUATION REPORT NO. 261

Outbreak Name	COVID-19 outbreak	Country affected	Namibia
Date & Time	04.12.2020 17h00	Investigation start Date	13 March 2020
Prepared by	Surveillance Team		

HIGHLIGHTS/SITUATION UPDATE (04/12/2020)

TOTAL	TODAY
Tested 161782	Tested 1680
Confirmed 14950	Confirmed 170
Active 887	Active 887
Recovered 13908	Recovered 34
Death 152	Death 0

- The cases continue to flare up among the school premises and hostels.
- A total of **14950** cases have been recorded to-date, representing **0.6%** of the population.
- More male cases **8118 (54.3%)** were recorded compared to female cases **6832 (45.7%)**.
- Of the total confirmed cases, **571 (3.8%)** Health Workers (HWs) have tested positive for COVID-19 to-date.
 - 380 (66.5%) State; 188 (32.9%) Private, 3 (0.5%) Non-Governmental Organizations.
 - 530 (92.8%) recoveries and 3 (0.5%) deaths.
- The recovery rate now stands at **93.0%**.
- All fourteen (14) regions have reported confirmed cases; Khomas and Erongo regions reported the highest with **6750 (45.2%)** and **4154 (27.8%)** respectively.
- Of the total fatalities, **116 (76.3%)** are COVID-19 deaths while **36 (23.7%)** are COVID-19 related deaths.

Table 1: Distribution of confirmed COVID-19 cases by region, 04 December 2020

Region	Total No. of cases	Active cases	Recoveries	Deaths	Deaths in 24 hours	Cumulative deaths with co-morbidities	Non-COVID deaths	Health Workers
Erongo	4154	126	3986	41	0	38	1	74
Hardap	772	106	659	7	0	5	0	23
//Kharas	695	150	540	5	0	4	0	17
Kavango East	223	12	208	3	0	2	0	22
Kavango West	8	0	7	1	0	1	0	1
Khomas	6750	390	6286	74	0	70	0	350
Kunene	47	11	35	1	0	1	0	0
Ohangwena	232	4	225	2	0	0	1	6
Omaheke	149	9	136	4	0	3	0	4
Omusati	85	7	77	1	0	0	0	6
Oshana	858	25	825	8	0	7	0	28
Oshikoto	459	10	448	0	0	0	1	10
Otjozondjupa	436	37	389	5	0	4	0	18
Zambezi	82	0	82	0	0	0	0	12
Total	14950	887	13908	152	0	135	3	571

EPIDEMIOLOGICAL SITUATION IN NAMIBIA

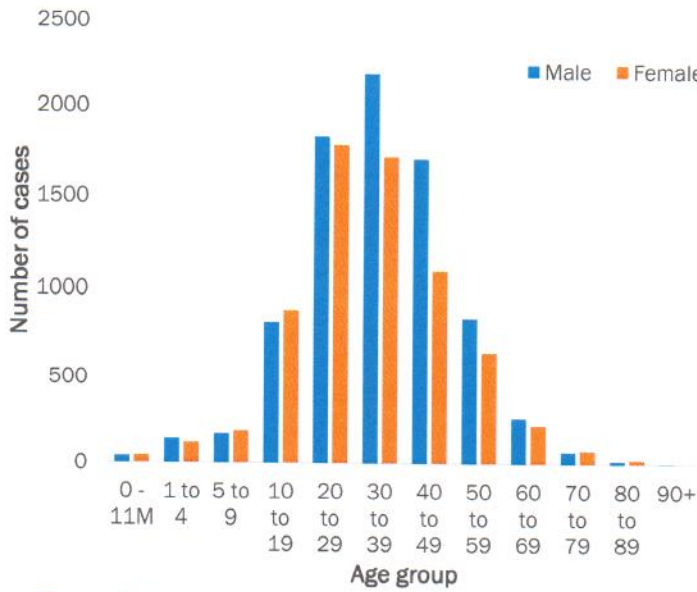


Figure 1: Age and Sex distribution of COVID-19 confirmed cases, as of 04 December 2020

- Of the total confirmed cases, **10343 (69.2%)** are in the 20-49 years age-brackets which constitutes the majority of the recorded cases.
- A total of **2063 (13.8%)** of the confirmed cases are among the 5-19 years category.
- The under 5 years age group make up **355 (2.4%)** of the total cases whereas, **697 (4.7%)** are above 60 years of age.

Table 2: COVID-19 specimen recorded at the Laboratories As of 04 December 2020

VARIABLES	TOTAL
Total samples received by the Laboratory	161900
Total samples tested	154793
Total samples re-tested	6989
Total positive results	14950
Total negative results	139791
Total samples discarded	117
Invalid results	1
Total pending results	0
Indeterminant/Inconclusive	52
Suspected cases in 24 hours (excludes re-tests)	1652

- To date, **161782** tests (including **6989** re-tests) have been conducted by NIP, Path-Care, NAMDEB, UNAM and Namib Poultry laboratories.
- Since the beginning of the outbreak, **37142** contacts of confirmed cases have been identified, **64** new contacts were identified within the last 24 hours from 6 regions.
- Cumulatively, **34139** contacts have completed their monitoring period, while a total of **4327 (28.9%)** contacts of confirmed cases have tested positive.
- Today, **3256 (100%)** out of **3256** active contacts were monitored.

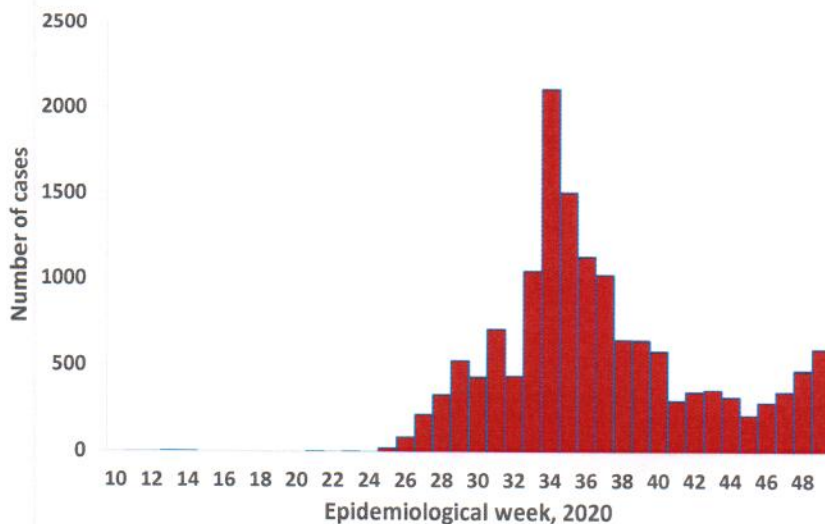


Figure 2: Epi-curve for confirmed COVID-19 cases, As of 04 December 2020

- A highest peak of **2123 (14.2%)** cases was recorded during week 34 (Figure 2).
- The National Call center continues operation for 24 hours daily.

Table 3: Number of people in mandatory quarantine facilities, 04 December 2020

Region	Newly quarantined 24 Hrs.	Cumulative number	Number discharged	Number in quarantine now	Truck Drivers quarantined in 24 hrs.
Erongo	0	4273	4227	46	0
Hardap	0	939	926	13	0
Kavango	0	812	799	13	0
Khomas	0	2934	2903	31	0
//Kharas	0	2928	2914	14	0
Kunene	0	836	835	1	0
Ohangwena	0	566	564	2	0
Omaheke	0	1751	1693	58	0
Omusati	0	427	420	7	0
Oshana	0	365	365	0	0
Oshikoto	38	2958	2620	338	0
Otjozondjupa	0	980	980	0	0
Zambezi	2	1067	1018	49	0
Total	40	20836	20264	572	0

➤ Since March 2020, **20836** people have been placed into mandatory quarantine facilities around the country.

➤ A total of **572** people are currently in quarantine, with **40** new admissions in the last 24 hours.

PUBLIC HEALTH ACTION(S)

- Expanded Targeted Testing is being conducted at institutions that have confirmed positive cases.
- Virtual training on Integrated Disease Surveillance Response (IDSR) is ongoing country-wide.
- Public awareness on COVID-19 prevention measures is ongoing.
- The government and developmental partners continue to prioritise continuation of essential health services.

CHALLENGES

- Lack of isolation units and facilities in the country for special cases in closed settings such as schools, police holding cells and prisons.

RECOMMENDATIONS

- Establish fully equipped isolation units and facilities for identified special cases throughout the country.


Approved


Incident Manager


04 December 2020


Secretariat

For enquiries, please contact
Namibia Public Health Emergency Operations Centre;

 PHEOC@mhss.gov.na

 0800 100 100

 0851 100 100