

South Sudan

Integrated Disease surveillance and response (IDSR)

**Epidemiological Bulletin Week 48 of 2020 (November 23-
November 29)**





- In week 48, 2020 IDSR reporting completeness was 80% and timeliness was 74% at health facility level. EWARN reporting completeness was 79% and timeliness was 71%
- Of the 103 alerts in week 48, 2020; 65% were verified 1% were risk assessed and 0% required a response. Malaria (37), AWD (27), ARI (12), measles (5) and bloody diarrhea (18) were the most frequent alerts in week 48, 2020
- One AJS alert being investigated in El-Sabah children hospital in Juba county, sample was collected and was shipped to UVRI for testing.
- Malaria remains the top cause of morbidity and accounted for 67,436 cases (59.6% of OPD cases)
- A total of 1,563 COVID-19 alerts have been investigated with 1,374 (87.9%) being verified. Total of 3,109 COVID-19 confirmed cases and 61 deaths, CFR of 2.0%
- Other hazards include floods in 43 counties; malaria in 4 counties; measles in Pibor, Ibba and Wau; HEV in Bentiu PoC; and suspected HEV in Abyei

SURVEILLANCE PERFORMANCE



For the Integrated Disease Surveillance (IDSR)
network and Early warning alert and response
network (EWARN)



IDSR timeliness & completeness performance at county level for week 48 of 20202



Completeness States Ranking	States	Supporting Partners	Total No. of Functional Health Facilities in the State	No. of HF's Reported on Time	Timeliness Percentage	No. of HF's Reported regardless of Time	Completeness Percentage
1st	WES	AMREF, World Vision, CUAMM, CDTY, OPEN	215	213	99%	213	99%
2nd	CES	HLSS, SSUHA, Healthnet TPO, IHO,GOAL,TRI-SS,THESO	119	112	94%	113	95%
3rd	Lakes	Doctors with Africa (CUAMM), LIVEWELL	113	92	81%	105	93%
4th	NBGZ	Malaria Consortium, Healthnet TPO, IRC, CEDS, IHO	131	100	76%	120	92%
5th	Unity	Cordaid, UNIDOR, IRC, CHADO, CARE International, CRADA, CASS,IOM	88	62	70%	68	77%
6th	Warrap	GOAL, CCM, WVI, Malaria Consortium, UNKEA, Save the Children, MSF	119	90	76%	90	76%
7th	WBGZ	Cordaid, Healthnet TPO, CARE International,IOM	75	49	65%	57	76%
8th	Upper Nile	Cordaid, WVI, RI, IMC, NIDO, UNKEA, MC, SSAID,Samaritans Purse,IOM	120	65	54%	79	66%
9th	EES	Cordaid, HLSS, CCM	142	71	50%	82	58%
10th	Jonglei	Nile Hope, MDM, JDF, Livewell, CMD, HFO, EDA, CRADA, Malaria Consortium, CMA	109	60	55%	60	55%
	South Sudan		1231	914	74%	987	80%
KEY							
					<60%	Poor	
					61%-79%	Fair	
					80%-99%	Good	
					100%	Excellent	

The timeliness of IDSR reporting (supported by EWARS mobile) at health facility level was 74% and completeness was 80%. (4) states were above the target of 80% with highest reporting rate in WES.

IDSR timeliness & completeness performance at county level for week 48 of 2020 (1)



STATE	COUNTY	SUPPORTING PARTNER	Total No. of Functional Health Facilities in the County	No. of HFs Reported on Time	Timeliness Percentage	No. of HFs Reported regardless of time	Completeness Percentage
Lakes	Cueibet	Doctors with Africa (CUAMM)	15	15	100%	15	100%
Lakes	Rumbek North	Doctors with Africa (CUAMM)	7	7	100%	7	100%
Lakes	Rumbek East	Doctors with Africa (CUAMM)	24	24	100%	24	100%
Lakes	Awerial	Doctors with Africa (CUAMM)	7	7	100%	7	100%
Lakes	Rumbek Centre	Doctors with Africa (CUAMM)	23	23	100%	23	100%
Lakes	Yirol East	Doctors with Africa (CUAMM),LIVEWELL	11	11	100%	11	100%
NBGZ	Aweil South	Malaria Consortium(MC),IHO	9	9	100%	9	100%
WBGZ	Wau	Cordaid	28	28	100%	28	100%
CES	Terekeka	HealthNetTPO	20	20	100%	20	100%
CES	Yei	SSUHA	17	16	94%	17	100%
Lakes	Wulu	Doctors with Africa (CUAMM)	14	1	7%	14	100%
CES	Juba	HLSS	46	43	93%	45	98%
CES	Kajo Keji	SSUHA,GOAL,TRI-SS	17	16	94%	16	94%
NBGZ	Aweil Centre	Malaria Consortium(MC)	15	13	87%	14	93%
NBGZ	Aweil East	IRC,TADO	36	30	83%	33	92%
NBGZ	Aweil West	HealthNetTPO	37	15	41%	34	92%
NBGZ	Aweil North	HealthNetTPO,IHO	33	30	91%	30	91%
CES	Morobo	SSUHA,THESO	5	4	80%	4	80%
CES	Lainya	SSUHA	16	11	69%	11	69%
WBGZ	Jur River	Cordaid	35	21	60%	21	60%
WBGZ	Raja	HealthNetTPO	14	0	0%	8	57%
Lakes	Yirol West	Doctors with Africa (CUAMM)	12	4	33%	4	33%

STATE	COUNTY	SUPPORTING PARTNER	Total No. of Functional Health Facilities in the County	No. of HFs Reported on Time	Timeliness Percentage	No. of HFs Reported regardless of time	Completeness Percentage
Unity	Mayom	CASS	9	9	100%	9	100%
WES	Nagero	World Vision International	10	10	100%	10	100%
WES	Mundri West	CUAMM	21	21	100%	21	100%
WES	Maridi	AMREF	26	26	100%	26	100%
WES	Ibba	AMREF	11	11	100%	11	100%
WES	Mundri East	CUAMM	19	19	100%	19	100%
WES	Yambio	World Vision International	42	42	100%	42	100%
WES	Ezo	World Vision International	27	27	100%	27	100%
WES	Mvolo	CUAMM	11	11	100%	11	100%
Unity	Panyijiar	IRC	15	13	87%	15	100%
Unity	Koch	CRADA,IRC.	5	4	80%	5	100%
Unity	Abiemnhom	Cordaid	4	1	25%	4	100%
WES	Nzara	World Vision International	20	19	95%	19	95%
WES	Tambura	World Vision International	28	25	89%	25	89%
Unity	Rubkona	Cordaid,IRC,IOM,M SF	15	11	73%	12	80%
Unity	Leer	UNIDOR	11	7	64%	8	73%
Unity	Pariang	CARE International	11	7	64%	7	64%
Unity	Mayendit	CASS	12	7	58%	7	58%
Unity	Guit	CHADO	7	1	14%	1	14%

IDSR timeliness & completeness performance at county level for week 48 of 2020 (2)



STATE	COUNTY	SUPPORTING PARTNER	Total No. of Functional Health Facilities in the County	No. of HFs Reported on Time	Timeliness Percentage	No. of HFs Reported regardless of time	Completeness Percentage
Jonglei	Pochalla	LIVEWELL	7	7	100%	7	100%
Jonglei	Nyiroi	CMA,Malaria Consortium	10	8	80%	9	90%
EES	Ikotos	HLSS	27	21	78%	23	85%
Jonglei	Fangak	CMD,HFO	16	13	81%	13	81%
Jonglei	Pibor	LIVEWELL,CRADA	5	3	60%	4	80%
EES	Lopa Lafon	HLSS	18	13	72%	13	72%
EES	Magwi	HLSS	22	6	27%	16	73%
EES	Kapoeta North	CCM	16	3	19%	10	63%
EES	Kapoeta South	CCM	10	4	40%	6	60%
EES	Budi	Cordaid	21	12	57%	12	57%
Jonglei	Bor	MDM + JDF	35	19	54%	19	54%
Jonglei	Ayod	CMD,EDA	15	5	33%	5	33%
Jonglei	Akobo	NILE HOPE	8	2	25%	2	25%
EES	Torit	Cordaid	20	1	5%	2	10%
Jonglei	Twic East	MDM + JDF	11	1	9%	1	9%
Jonglei	Canal Pigi	IMC	11	0	0%	0	0%
Jonglei	Duk	MDM + JDF	15	0	0%	0	0%
Jonglei	Uror	Nile Hope,Malaria Consortium	8	0	0%	0	0%
EES	Kapoeta East	CCM	12	0	0%	0	0%

STATE	COUNTY	SUPPORTING PARTNER	Total No. of Functional Health Facilities in the County	No. of HFs Reported on Time	Timeliness Percentage	No. of HFs Reported regardless of time	Completeness Percentage
Warrap	Tonj North	CCM	14	14	100%	14	100%
Warrap	Tonj South	CCM	12	12	100%	12	100%
Upper Nile	Melut	WVI + RI	8	8	100%	8	100%
Upper Nile	Panyikang	IMC	4	4	100%	4	100%
Upper Nile	Makal	IMC	7	3	43%	7	100%
Warrap	Tonj East	CCM	12	11	92%	11	92%
Warrap	Gogrial West	GOAL	31	26	84%	26	84%
Upper Nile	Maiwut	RI	5	4	80%	4	80%
Upper Nile	Luakpiny Nasir	UNKEA,RI	15	12	80%	12	80%
Upper Nile	Manyo	CORDAID	10	7	70%	7	70%
Upper Nile	Maban	WVI,RI,Samaritans Purse	17	7	41%	12	71%
Upper Nile	Renk	WVI + RI	13	7	54%	8	62%
Upper Nile	Longechuk	RI	9	0	0%	5	56%
Warrap	Twic	GOAL	26	14	54%	14	54%
Warrap	Gogrial East	GOAL	15	8	53%	8	53%
Warrap	Abyei	AAA,Save the Children,MSF	10	5	50%	5	50%
Upper Nile	Fashoda	CORDAID	13	4	31%	6	46%
Upper Nile	Ulang	UNKEA,RI	14	6	43%	6	43%
Upper Nile	Baliet	IMC	4	0	0%	0	0%
Upper Nile	Akoka	IMC	5	0	0%	0	0%



Surveillance: EWARS performance indicator by partner for week 48 of 2020

Partner	HF's	Reporting		Performance	
PARTER	# OF SITES	# of reports received on Time	No. of HF's Reported regardless of time	Timeliness	Completeness
IRC	1	1	1	100%	100%
HAA	2	2	2	100%	100%
RHS	1	1	1	100%	100%
GOAL	2	2	2	100%	100%
TRI-SS	2	2	2	100%	100%
IMC	6	6	6	100%	100%
Medicaair	2	2	2	100%	100%
UNH	2	2	2	100%	100%
CMD	1	1	1	100%	100%
IOM	12	12	12	100%	100%
MSF-E	6	4	6	67%	100%
UNIDOR	2	1	1	50%	50%
HFO	2	1	1	50%	50%
MSF-H	5	2	3	40%	60%
HFD	6	1	2	17%	33%
Medair	2	0	0	0%	0%
World Relief	2	0	0	0%	0%
TOTAL	56	40	44	71%	79%

Completeness was 79% and timeliness was 71% for weekly reporting in week 48, 2020 for partner-supported clinics serving IDP sites.

EVENT-BASED SURVEILLANCE



Alert management including detection; reporting;
verification; risk assessment; & risk
characterization





State	Acute jaundice syndrome	Acute Respiratory Infections (ARI)	Acute Watery Diarrhoea	Bloody Diarrhoea	Malaria (Confirmed)	Measles	Neonatal Tetanus	Covid-19	Total alerts
CES	1	1	5	1	1				9
EES		1	1	1					3
Jonglei		1	2	2	3	5		1	14
Lakes		2							2
Unity		1		1				1	3
Upper Nile		2	2	5	1		1		11
Warrap			2	3	1				6
WBGZ		2	6		4				12
WES		2	9	5	27				43
Total alerts	1	12	27	18	37	5	1	2	103

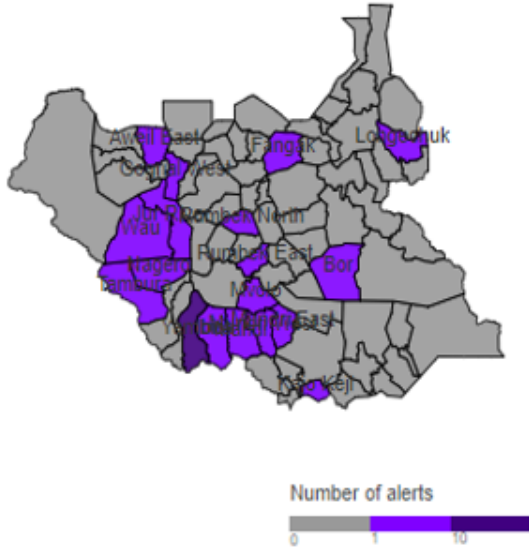
During this week:

- **12 ARI alert:** 2 from Wau with not collected, 1 from Yei sample not collected, 1 from Lopa Lafon sample collected, 1 from Bor sample collected, 2 from Wulu sample not collected, 1 from Panyijiar with sample not collected, 2 from Nasir and Maban with sample not collected, 2 from Wau sample not collected, 2 from Tambura and Yambio sample not collected.
- **27 AWD alert:** 2 from Malakal sample sent to Juba, 6 from WBG but they lack sample collection kits, 9 from WES with 4 from Tambura and sample are sent to Juba, 1 from Mvolo and sample sent to juba, 1 from Ezo sample not collected yet and 2 from lbba sample not collected, 1 from Yambio sample collected, 5 from CES with 1 from Yei, 1 from Lainya and 3 from Juba but sample are not collected due to lack of kits, 2 from Bor sample collected, 1 from Kapoeta North sample not collected, 2 from Tonj South and Gogrial West with sample not collected.
- **18 ABD alert:** 1 from Yei, 1 from Ikotos, 2 from Fangak and Pochalla, 1 from Panyijiar, 5 from Ulang, Melut, Makal, Maiwut and Renk, 1 from Twic, 2 from Tonj East, 5 from WES with 3 from Ezo and 2 from Tambura.
- **37 Malaria alerts:** 12 are undergoing verification and 25 investigated
- **5 Measles alert:** All are from Pibor and there is an active outbreak of Measles in the County
- **1 AJS alert:** the case was investigated by the SRRT, Sample collected and tested positive and the case is been managed in the El-Sabah Children Hospital.
- **1 Neonatal Tetanus alert:** from Renk and its
- **2 COVID-19 alert:** sample collected

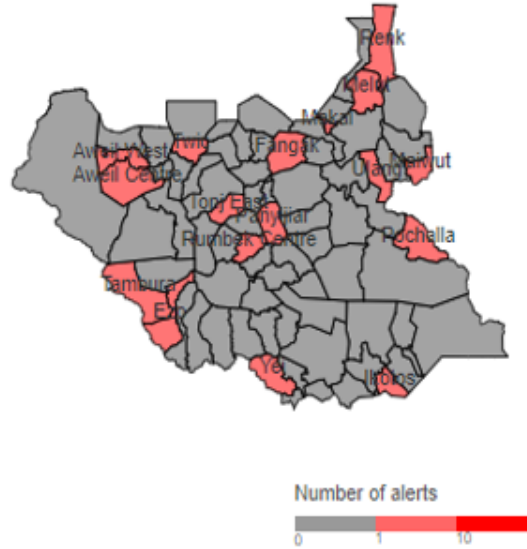
Alert: Map of key disease alerts by county of week 48 of 2020



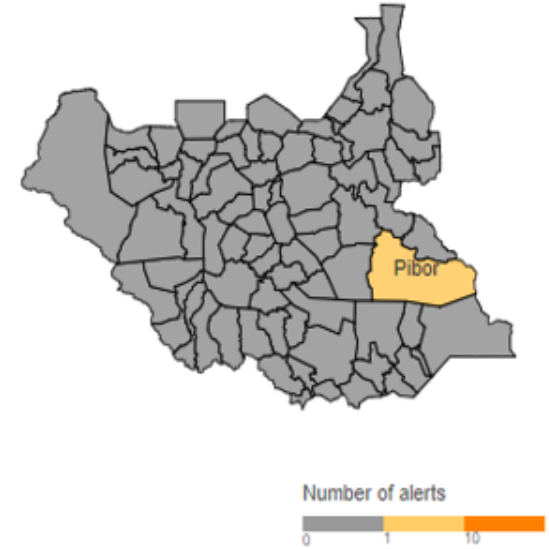
Map 2a | Malaria (W48 2020)



Map 2b | Bloody diarrhoea (W48 2020)



Map 2c | Measles (W48 2020)



W48	Cumulative (2020)	
0	13	Low risk
5	5	Medium risk
0	27	High risk
0	58	Very high risk

65%	80%	% verified
0%	0%	% auto-discarded
1%	1%	% risk assessed
0%	1%	% requiring a response

Alert : Acute Jaundice Syndrome alert , Juba-CES

- Suspected Case of AJS was reported from El-Sabbah Children Hospital through the EWARS system in week 47, 2020
- A 5 year-old male child residing in Gudele/ Juba, presented with persistent high fever, yellowish eyes and urine.
- Date of onset was on 10th November, 2020, patient was admitted in the hospital on 14th November, 2020. The patient is also a known case of sickle cell anemia for last 2 years
- The State Rapid Response Team (SRRT) on 4th December, 2020 conducted verification. Sample collected on 5th December and will be shipped to UVRI for testing. Results will be shared.

SUSPECTED OUTBREAKS



Major suspected outbreaks in South Sudan in
2020





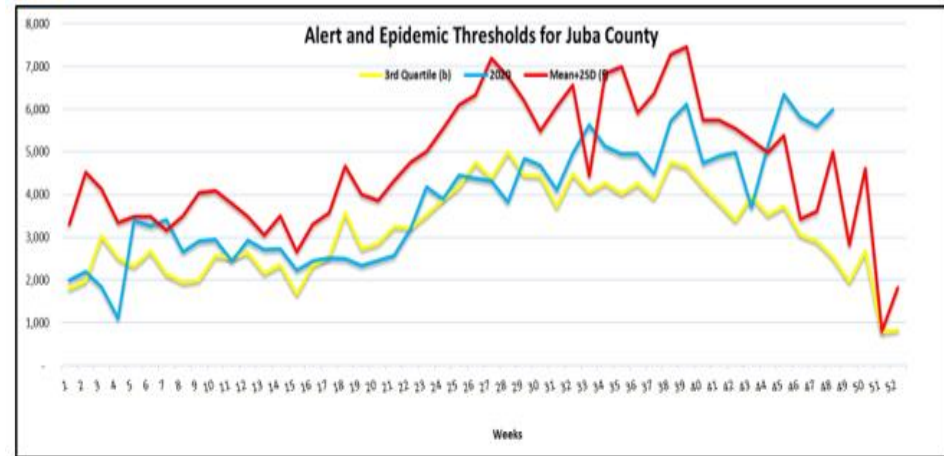
Malaria was the leading cause of morbidity and mortality, accounting for **59.6%** of all morbidities and **40.3%** of all mortalities this week.

There were **5 Counties** with malaria trends that exceeded the threshold (third quartile of trends for the period 2013-2017) and these include the following:

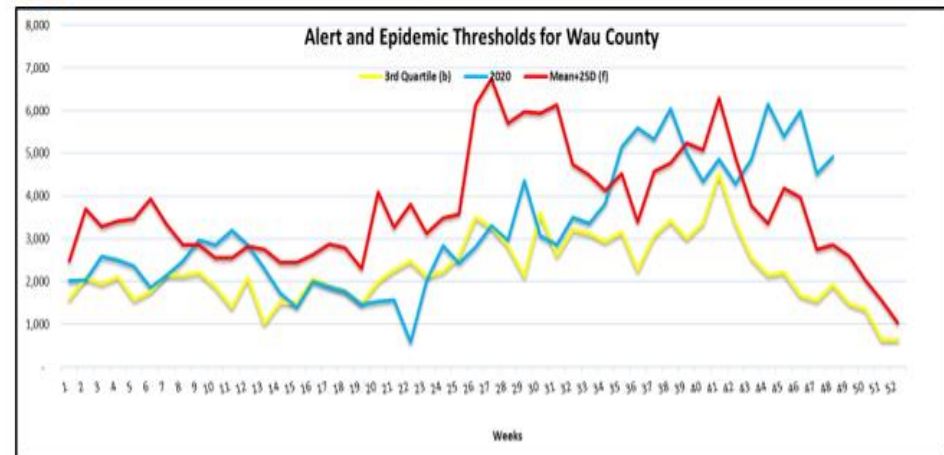
1. CE State (Juba)
2. WBGZ State (Wau)
3. Unity State (Rubkona)
4. NBGz State (Aweil North)
5. Warrap State (Tonj North)

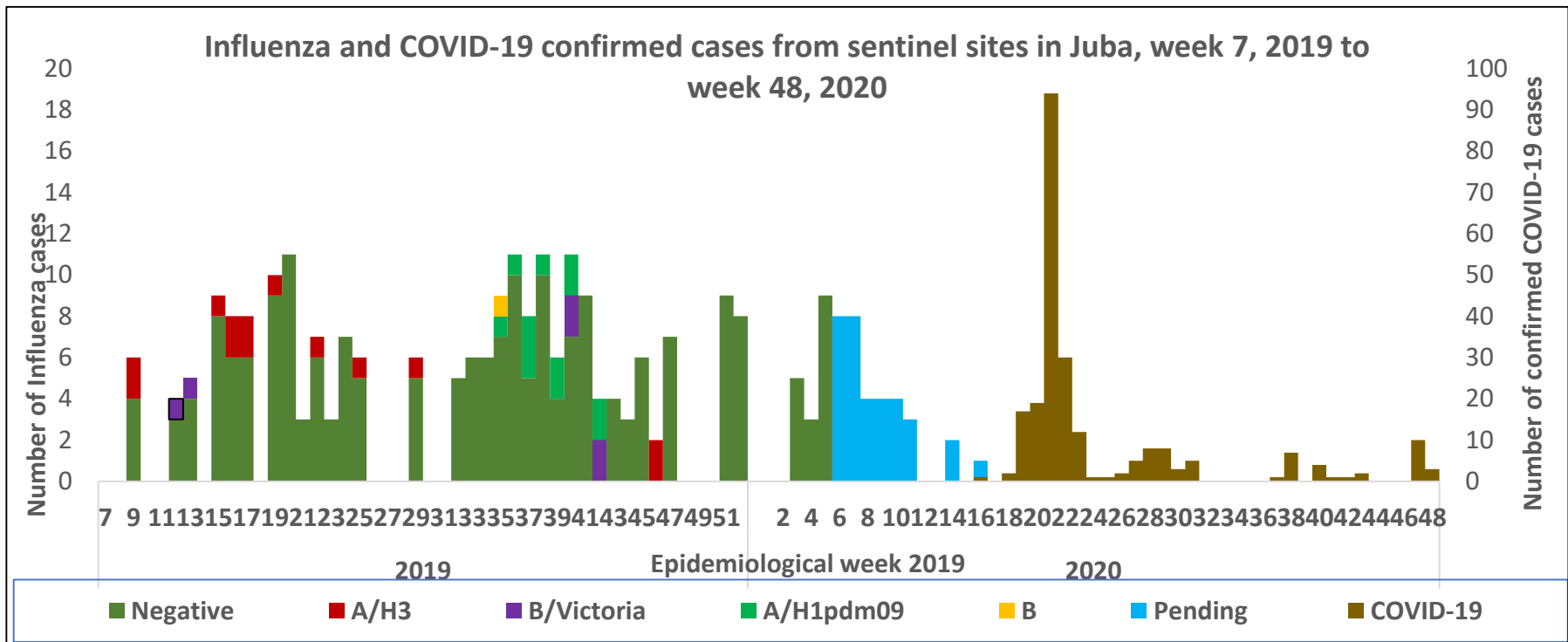
In the PoC sites; malaria is the top cause of morbidity in Bentiu (38%); Juba (69%), Bor (0%) and Wau (38%) PoCs, in Malakal PoC malaria accounts for (5%) of OPD consultations, respectively.

Juba



Wau





- In week 7, 2019, South Sudan started case-based surveillance for Influenza Like Illness (ILI) and Severe Acute Respiratory Infection (SARI) cases through systematic collection of epidemiological and virological information.
- In 2019, a total of 309 ILI/SARI samples have been collected and tested in UVRI 228 being negative; 6 positive for Influenza B (Victoria); 13 positive for Influenza A (H3); and 12 positive for Influenza A (H1)pdm09 and (50) samples are pending test results .
- There are currently 20 Covid-19 designated sentinel surveillance sites in Juba that are collecting epidemiological data and samples from ILI/SARI cases. A total of 4007 samples have been collected in 2020 with 233 (5.8%) being positive for COVID-19 in Juba. These sentinel samples have not been tested for influenza in 2020

ACTIVE OUTBREAKS AND PUBLIC HEALTH EVENTS



Brief epidemiological description and public health response for active outbreaks and public health events





Flooding, South Sudan, week 48, 2020

- Over one million (**1,034,00**) people have been affected by flooding in eight out of 10 states in South Sudan.
- Jonglei is the most affected state with **527,753** individuals (**86,522** households) reportedly affected in Jonglei counties and GPAA Pibor. Two floods-related deaths (unverified cumulative deaths=21) were reported from Bor and Ayod this week. The priority counties where the response are ongoing include Bor South, Ayod, Nyirol, Duk, Twic East and GPAA Pibor.
- Lakes state with estimated **147,000** people affected is the second worst affected state in the country. The latest assessment in Rumbek North indicated that 2930 HHs (**14650** individual) have been displaced
- The priority locations in the Central Equatoria include Gondokoro, Jebel Lado, Mangala, Rajaf. While undertaking preliminary investigation of a reported upsurge in acute watery diarrhea cases in Mangalla IDP, urgent WASH needs were highlighted by the sRRTs
- New affected locations include: Panyagor in Twic East, Labarab (about 30,000 indiv) in GPAA Pibor, Aweil West (**2,422** HHs), Aweil North (**2,500** HHs), Akobo East (**13,500** indiv) and Uror (**69,000** indiv).

Health Cluster Response:

- I. Health cluster partners have reached **56 754** people out of **617,000** people in need of health response. The low coverage attributed to limited resources available to the partners. Juba or state-level coordinated responses are ongoing for the priority locations.
- II. WHO mobile teams are conducting outreaches in floods-affected locations in Pibor
- III. WHO and implementing partners (Unicef, IOM, MDM) are in the final stage of preparation for oral cholera campaign in Pibor and Bor South. Bor South partner has received financial support from WHO HQ to carry out the campaign while the partner in Pibor has also received a financial support from WHO HQ towards budget for social mobilization. The OCV campaign in Pibor will target 93,250 people while in Bor County **74,846** individuals will be targeted. The start dates for the campaigns have not been set.



Aetiological agent	Location (county)	Date first reported	New cases since last bulletin	Cumulative cases to date (attack rate %)	Interventions			
					Case management	Vaccination	Health promotion	WASH
Ongoing epidemics								
Hepatitis E	Bentiu PoC	03/01/2018	2	414 (0.004)	Yes	No	Yes	Yes
Measles	Bentiu PoC	24/04/2019	NR	482 (0.006)	Yes	Yes	Yes	N/A
Measles	Pibor	27/1/2020	1	355 (0.0028)	Yes	Yes	Yes	N/A
Measles	Ibba	25/1/2020	0	40 (0.345)	Yes	Yes	Yes	N/A
Measles	Wau	5/1/2020	2	39 (0.051)	Yes	Yes	Yes	N/A





- Measles outbreaks confirmed in 2020

- 8 counties – Tonj East, Magwi, Bor, Kapoeta East, Tonj South, Wau and Pibor

- Locations with ongoing measles transmission

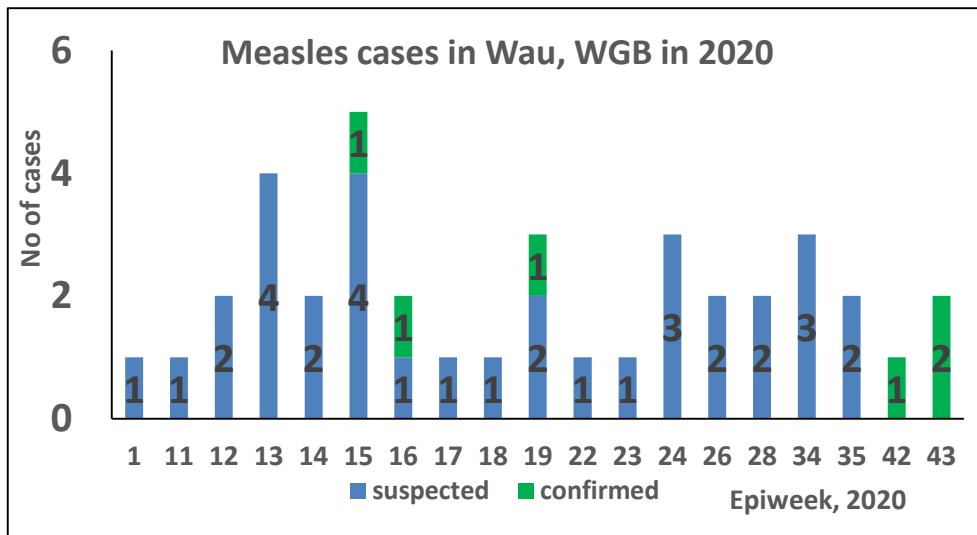
- Pibor County
 - Wau County
 - Ibba County



Confirmed Measles outbreak in Wau County

Summary

- No new cases reported since confirmation of the three cases in week 42, 2020
- A total of 39 cases (no deaths) reported from epi week 1 to 43
- More than (59%, 23/39) are children <5 years
- 62% (24/29 cases) are female
- Residence: The cases reported from Wau (25 cases), Raja (5cases) and Jur River (9 cases).
- 27/39 (69%) of cases were not vaccinated for measles.
- 4/39 (10%) were managed as inpatients
- WBG had conducted measles follow up campaign early 2020 with a coverage of xx%

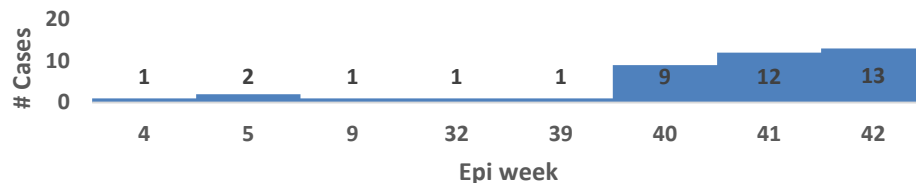


Response

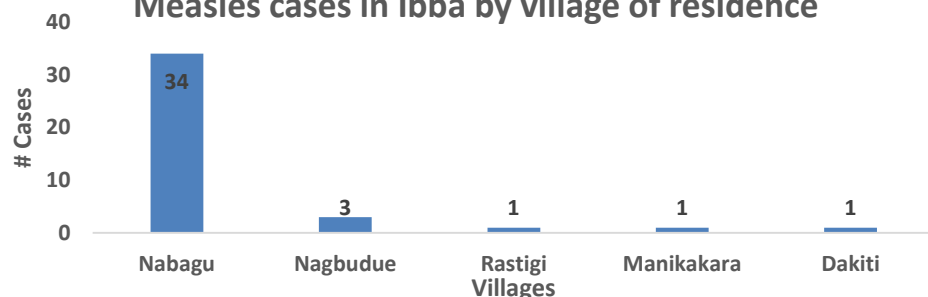
- The state monthly health & nutrition sector coordination meeting: CHD and partners resolved to respond to confirmed measles cases by strengthening routine immunization; social mobilization; and measles surveillance
- State responded to an earlier outbreak confirmed in June 2020 by conducting focused outbreak response where the affected locations were targeted for outreaches and enhanced RI and surveillance

Confirmed Measles Outbreak in Ibba

Measles Cases in Ibba from week 4 to week 42 of 2020



Measles cases in Ibba by village of residence



Age group	Cases	Percentage	CUM. %
0 - 4 Years	12	30%	30%
5 - 9 Years	11	28%	58%
10 - 14 Years	9	23%	80%
15 + Years	8	20%	100%
Grand Total	40	100%	

Background and descriptive epidemiology

- Measles transmission has persisted in Ibba county despite of the mass vaccination, and the follow up campaign was completed for the two counties – the coverage was 99%
- Suspected measles cases were reported, and two samples tested measles IgM +e.
- **No new cases reported since confirmation of the outbreak in week 45, 2020.**
- 13 cases were reported in week 42, makes a total of 40 cases since beginning of 2020
- 30% of the cases are less than 5 years of age
- 40% are female and 60% male
- Most affected areas are Nabagu and Nagbudue
- Measles follow up campaign, achieved 99% early 2020

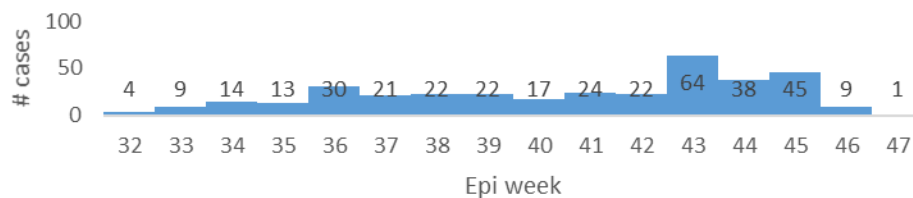
Response Actions:

- An assessment mission recommended the need to strengthen routine immunization
- The implementing NGOs, (Action Africa help (AAH) responded through enhanced routine vaccination outreaches to the affected and at-risk villages
- No new cases have been reported from the areas

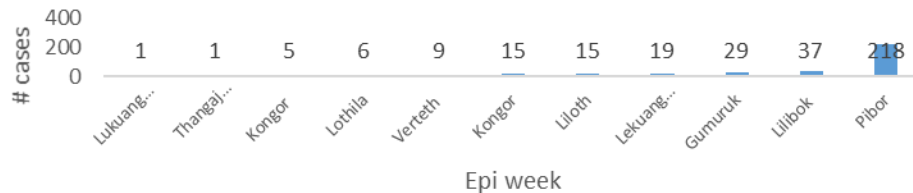


Confirmed Measles Outbreak in Pibor

Epi curve for measles cases in Pibor from week 32 to week 47, 2020.



Measles cases in Pibor county by location from week 32 to week 47, 2020.



Background and descriptive epidemiology

- Measles transmission has persisted in Pibor county despite of the vaccination campaigns conducted in February and March and October 2019
- Suspected measles cases were reported from Pibor; five sample were send to Juba and tested measles IgM +e.
- 1 case were reported in week 47, makes a total of 355 since beginning of 2020
- 88% of the cases are less than 5 years of age
- 50% are female and 50% male
- Most affected areas are Lekuangole

Response Actions:

- Reactive campaign completed in Pibor (4937 vaccinated-87%), Verteth (1440 vaccinated-66%) and Lekuangule.
- Campaign ongoing in Gumuruk; started on 27 Nov 2020
- Mop-up campaigns: planned
- The locations that could not be reached during the campaign need to be planned for and visited when they are accessible

Age group	Cases	Percentage	CUM. %
1 - 4 Years	314	88%	88%
10 - 14 Years	6	2%	90%
15 + Years	2	1%	91%
5 - 9 Years	33	9%	100%
Grand Total	355	100%	

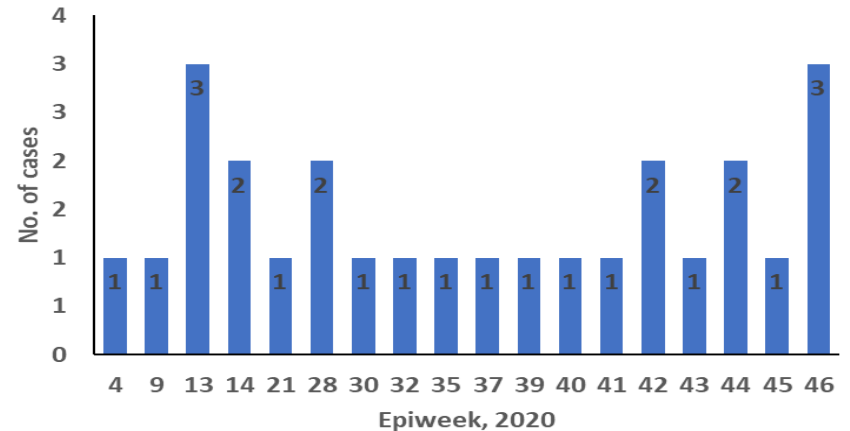


Suspected HEV Outbreak in Abyei

Background and descriptive epidemiology

- On 16th November 2020, the Abyei AA MoH reported increasing cases of suspect Hepatitis E virus (HEV).
- A total of 26 suspect cases have been line listed from week 3 to week 45, 2020.
- Warrap State RRT and WHO Kwajok hub were deployed to Agok on Sunday (22nd November) to conduct further epidemiological investigations and together with partners on ground conduct WASH assessments
- *Age distribution*: 1/26 (3.85%) are <5 yrs of age
- **Gender**: 18/26 (69%) are male and 8/26 (31%) were female
- **Outcome**: 2 deaths (24 & 32 years) CFR 7.6%
- **Affected areas**: Most affected location is Rumammer has 15/26 (58%) cases, other locations are Turalei, Abienmhom, Abyie

Epicurve of suspected HEV cases in Abyei, 2020

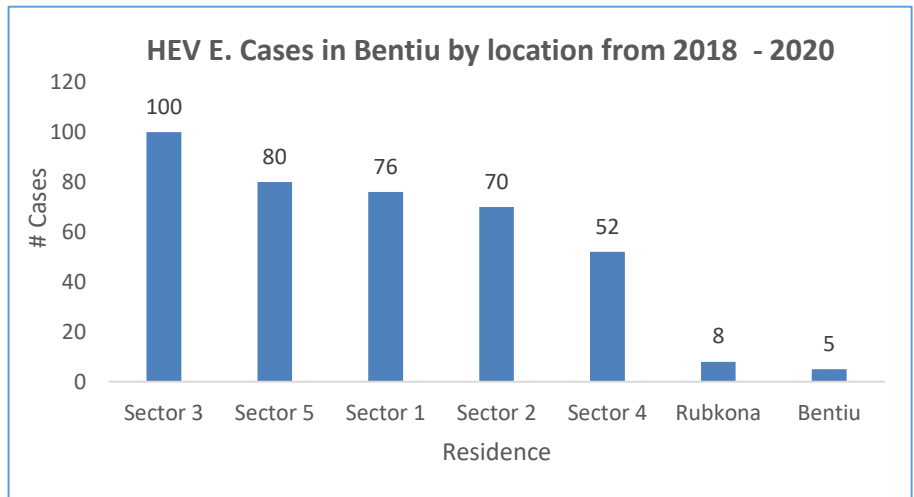
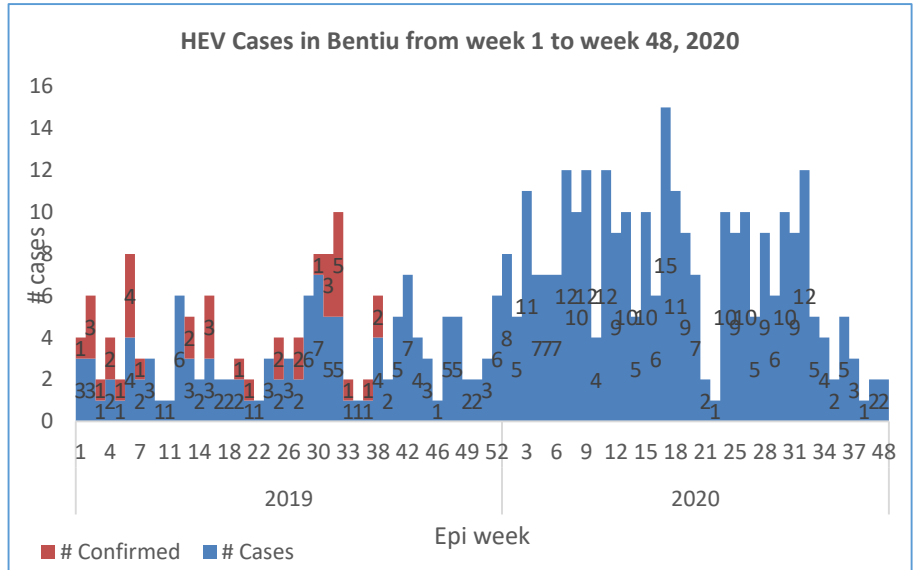


Response

- Awaiting PCR results for four samples sent to UVRI
- Continue line-listing and case management
- Health partners and facilities to provide case management paying attention to pregnant mothers and patients with underlying liver diseases who are likely to develop severe disease and poor outcomes
- Water quality testing and WASH assessment done and findings to be shared with WASH cluster for action



Hepatitis E, Bentiu PoC (1)



Descriptive epidemiology

- The persistent transmission of HEV in Bentiu PoC continues with 414 cases since beginning of 2019
- There were (2) new cases reported in week 48, 2020
- All the cases were managed as outpatient cases except for seven cases who were admitted
- 5 deaths reported in 2019 and 2020
- 49% are female and 51% are male.
- Age group less than 15 years had the most cases with (75%) cases.
- At risk of adverse outcomes when infected in the 3rd trimester of pregnancy
- Use of unsafe drinking water likely to be source of infection
- Up to week 47, 2020; there were 414 cases of HEV in Bentiu PoC including 5 deaths (CFR 0.012%)

Age-Group	Alive	Dead	Grand Total	Percentage	CFR	Cum. %2
1 - 4 Years	128		128	31%	0%	31%
10 - 14 Years	66		66	16%	0%	47%
15+ Years	101	3	104	25%	3%	72%
5 - 9 Years	114	2	116	28%	2%	100%
Grand Total	409	5	414	100%	0.01	



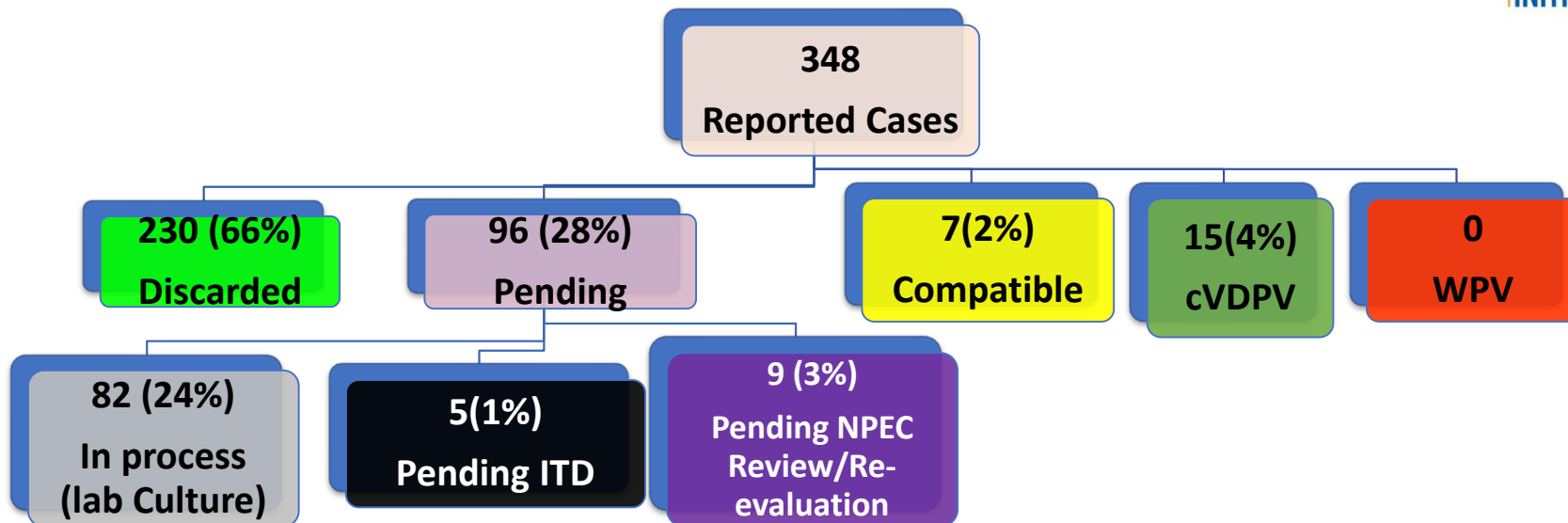
Recommendations

- Supportive case management guided by the HEV protocol is ongoing
- KEV messages on HEV prevention should continue within the community through HPs, CHWs and Kondial Radio
- With current COVID -19 Pandemic Outbreak, WASH partners to increase the coverage of hand washing facilities within the PoCs community.
- Other Wash intervention like increasing the access for clean water and improving the water storage in the affected individuals should be made urgently by distributing the water storage containers that will be the only way to mitigate this problem and stop the HEV outbreak.
- The WASH Cluster/HEV task force should engage in group discussion with Community leaders and woman group at water distribution points to understand their opinions on issue of Collapsing Jerry cans distribution.
- Monitoring the FRC levels at the taps stands in the different sectors, and the concentration of chlorination should maintain at 0.5-1mg/L as the point of collection



Reported AFP Cases by Classification, South Sudan 2020.

Epi week 47



History of AFP Cases Classification - South Sudan 2013-2020

Classification	Total								Date Most recent
	2013	2014	2015	2016	2017	2018	2019	2020*	
AFP cases	351	322	331	323	388	448	400	348	
WPV	0	0	0	0	0	0	0	0	27-Jun-2009
vDPV	cVDPV	0	2	0	0	0	0	15	19-Sep-2014
	aVDPV	0	0	1	0	0	0	0	19-Apr-2015
Compatible	0	2	1	0	5	2	6	7	08-July-2020
Non-polio	351	318	329	323	383	446	394	230	
Pending (Total)	0	0	0	0	0	0	0	96	

- On 18th Sept the country confirmed 3 cases of paralysis caused by the cVDPV2 two cases in Jur Rivers County, Western Bahr el Ghazal State and one case in Tonj North County, Warrap State.
- An additional 18 cVDPV2 cases from 6 states **Warrap State, Western Bahr El Ghazal state, Northern Bahr El Ghazal, Lakes State, Central Equatorial state** and in **Eastern Equatorial state**.
- The date of onset for the first cases was on 11/06/2020, while the most recent case was on 9/10/2020
- 18 new PV2 cases detected and sent to South Africa for sequencing

States	cVDPV2 cases	cVDPV2 Contact	Suspected PV2 Cases
CENTRAL EQUATORIA	4		4
EASTERN EQUATORIA	1		
JONGLEI			1
LAKES	1	4	2
NORTHERN BAHR EL GHAZAL	2	3	1
UNITY HUB			
UPPER NILE			1
WARRAP	6	2	8
WESTERN BAHR EL GHAZAL	7	3	
WESTERN EQUATORIA			1
Total	21	12	18

Only one state (Unity is yet to report a PV2 or CVDPV2 with surveillance activities being intensified and deployment of Mcking’s consultant for added supervision

- Focus is conducting a rapid, quantity campaign with mOPV2.
- A total of 45 counties are in the phase1 mOP2 reactive campaign, with implementation commencing on 10th Nov 2020 targeting 1,496,667 under 5 children.
 - Admin data received shows a total of 1,367,526 children immunized from 5 states and 1 state pending
 - PCE data collection from CORE group showed 89.8% coverage
- A second national phase is planned on the 8 Dec 2020
- The lessons learned are been used to address the second round such as: Issues around Microplan, TP etc.
 - Inadequate vaccines are being investigated as we check the vaccine balance.
 - Pen markers with new pens expected in country 24 Nov
 - Team performance etc.
- Challenges such as flood, access issues, insecurity have also had an impact on the campaign.

Result of LCAs Nov 2020

States	county	Total Sampled	Total FM	Total NFM	Status
Lakes	Awerial	60	55	5	Fail
Lakes	Cuchet	60	49	11	Fail
Lakes	Rumbek Centre	60	59	1	Pass
Lakes	Rumbek East	60	49	11	Fail
Lakes	Yirol West	60	51	9	Fail
Total - Lakes		300	263	37	
Northern Bahr El Ghaza	Aweil Centre	60	43	17	Fail
Northern Bahr El Ghaza	Aweil East	60	37	23	Fail
Northern Bahr El Ghaza	Aweil South	60	60	0	Pass
Northern Bahr El Ghaza	Aweil West	60	53	7	Fail
Total NBG		240	193	47	
Warrap	Abyei	60	49	11	Fail
Warrap	Gogriel East	60	54	6	Fail
Warrap	Gogriel West	60	58	2	Pass
Warrap	Tonj North	60	58	2	Pass
Warrap	Tonj South	60	60	0	Pass
Total Warrap		300	279	21	
Western Bahr Ghazal	Jur River	60	57	3	Pass
Western Bahr Ghazal	Wau	60	58	2	Pass
Total Warrap		120	115	5	
Western Equatoria	Tambura	60	58	2	Pass
Western Equatoria	Yambio	60	40	20	Fail
Western Equatoria	Enzo	60	49	11	Fail
Western Equatoria	Nagero	60	60	0	Pass
Total Western Equatoria		240	207	33	
Unity	Guit	60	53	7	Fail
Unity	Rubkona	60	57	3	Pass
Total Unity		120	110	10	
Upper Nile	Melut	60	58	2	Pass
Upper Nile	Renk	60	54	6	Fail
Upper Nile	Malakal	60	57	3	Pass
Total Upper Nile		180	169	11	

Social indicators results from round 1 cVDPV OB response

No. of mothers reached through sessions	510,898
No. of people reached through community meetings	4669
No. of religious leaders reached	2118
Partners e.g. IDP & School reached	17912
No. of Nomadic population reached through sessions	3997
Communication plans updated	15
Others/Launching and Radio jingles messaging	77
No. of villages reached by sound truck or Megaphones	1120
No. of church/mosques announcing messages for campaign	763





Aetiological agent	Location (county)	Date first reported	New cases since last bulletin	Cumulative cases to date (attack rate %)	Interventions			
					Case management	Vaccination	Health promotion	WASH
Controlled epidemics								
Measles	Juba	21/11/2019	NR	6(0.1667)	Yes	No	Yes	N/A
Measles	Tonj East	12/12/2019	NR	61(0.98)	yes	Yes	Yes	N/A
Measles	Bor	17/01/2020	NR	14(0.214)	yes	No	yes	N/A
Measles	Jebel Boma	10/12/2019	NR	96(0.063)	yes	No	Yes	N/A
Measles	Kapoeta East	18/01/2020	NR	16(0.625)	yes	No	Yes	N/A
Measles	Aweil East	29/12/2019	NR	664 (0.127)	Yes		No	Yes



EBOLA VIRUS DISEASE[EVD] PREPAREDNESS IN SOUTH SUDAN



Brief on the Ebola situation in DR Congo and
updates on EVD preparedness in South Sudan



COVID-19 Updates



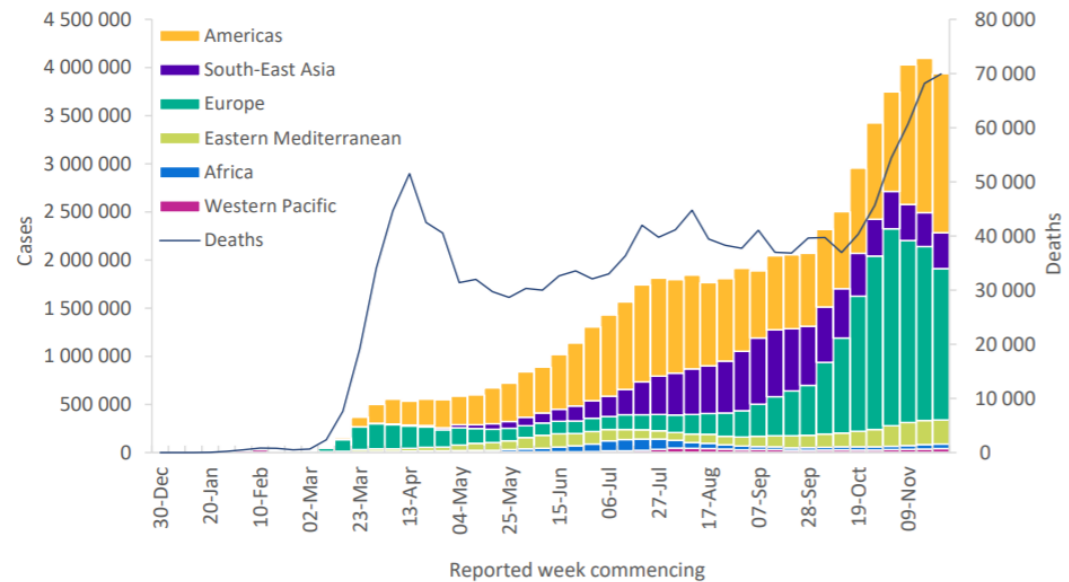
COVID-19 Virus Situation Summary



Situation update as of 1st December, 2020

- The COVID-19 pandemic initial cases were detected in Wuhan China
- Globally >61.8 million cases (> 1.4 million deaths)
- Africa > 1 494 524 million cases (>33 512 deaths)

Figure 1: COVID-19 cases reported weekly by WHO Region, and global deaths, as of 29 November 2020**



WHO: <https://www.who.int/health-topics/coronavirus>



- 3,109 confirmed COVID-19 cases in South Sudan; 85% in Juba with 61 deaths and a case fatality rate (CFR) of 2.0%. Total 9,394 contacts identified, quarantined, & undergoing follow up
- Implementation of priorities; risk communication and community engagement; active case search and testing; quarantine for contacts; isolation of confirmed cases, infection prevention and control; and management of cases are currently underway
- The overall response currently led by the COVID-19 National level taskforce, Medical Advisory Panel and the COVID-19 National Steering Committee



Overall Conclusions and Recommendations



Conclusion

- The overall IDSR and EWARN reporting performance in week 48, is above the target of 80%. (8) states were above 80%
- 3,109 confirmed COVID-19 cases in South Sudan; 85% in Juba with 61 deaths (CFR of 2.0%). Total 9,394 contacts identified, quarantined, & undergoing follow up
- A total of 1,563 COVID-19 alerts have been investigated with 1,374 (87.9%) being verified
- With eight outbreaks confirmed in 2020; measles remains the most frequent vaccine preventable disease
- There are ongoing measles outbreak in Bentiu PoC and Pibor, Ibba and Wau county
- Given the COVID-19 pandemic, it is critical that measures are stepped up to contain its spread.



Recommendations

- All partners should support CHDs & State Ministries of Health to undertake IDSR/EWARN reporting
- All health facilities should report, and conduct case-based investigation of suspect measles cases and routine measles immunization should be strengthened in all counties
- Strengthen capacities for COVID-19 containment through identifying and testing suspect cases, isolating confirmed cases, and quarantining contacts



Thanks to the State Surveillance Officers, County Surveillance Officers and Health Facility in-charges for sharing the weekly IDSR data

Thanks to all partners for supporting IDSR weekly reporting and sharing the line lists

To access the IDSR bulletins for 2020 use the link below:

<https://www.afro.who.int/publications/south-sudan-weekly-disease-surveillance-bulletin-2020>



This bulletin is produced by the Ministry of Health with Technical support from WHO

For more help and support, please contact:

Dr. John Rumunu

Director General Preventive Health Services
Ministry of Health
Republic of South Sudan
Telephone: +211924767490
Email: ori.moiga@gmail.com

Mr. Angelo Majak Goup

A/Director, Emergency Preparedness and Response
Ministry of Health, RSS
Tell: +211929830530
Emails: majakdegoup99@gmail.com

IDSR Bulletin Editorial Team

- 1.Mr. Ajak Ater, MoH - Email: ajakater014@gmail.com
- 2.Ms. Sheila Baya, WHO- Email: bayas@who.int
- 3.Mr. Robert Lasu Martin, WHO -Email: lasur@who.int
- 4.Mrs. Rose Dagama , WHO - Email: dagamaa@who.int
- 5.Dr. Abraham Adut, WHO- Email: abenegoa@who.int
- 6.Dr. Alice Igale Lado, WHO - Email: ladua@who.int
- 7.Dr. Joseph Wamala, WHO - Email: wamalaj@who.int
- 8.Dr. Argata Guracha Guyo, WHO - Email: guyo@who.int

Notes

WHO and the Ministry of Health gratefully acknowledge the surveillance officers [at state, county, and health facility levels], health cluster and health pooled fund (HPF) partners who have reported the data used in this bulletin. We would also like to thank ECHO and USAID for providing financial support.

The data has been collected with support from the EWARS project. This is an initiative to strengthen early warning, alert and response in emergencies. It includes an online, desktop and mobile application that can be rapidly configured and deployed in the field. It is designed with frontline users in mind, and built to work in difficult and remote operating environments. This bulletin has been automatically published from the EWARS application.

More information can be found at <http://ewars-project.org>

