



NAMIBIA COVID-19 SITUATION REPORT NO. 293

Outbreak Name	COVID-19 outbreak	Country affected	Namibia
Date & Time	05.01.2021 17h00	Investigation start Date	13 March 2020
Prepared by	Surveillance Team		

HIGHLIGHTS/SITUATION UPDATE (05/01/2021)

TOTAL	TODAY
Tested 216782	Tested 1648
Confirmed 26319	Confirmed 432
Active 3881	Active 3881
Recovered 22200	Recovered 423
Death 235	Death 13

- A total of **26319** cases have been recorded to-date, representing **1.1%** of the population.
- More male cases **13472 (51.2%)** were recorded compared to female cases **12847 (48.8%)**.
- Of the total confirmed cases, **1217 (4.6%)** Health Workers (HWs) have tested positive for COVID-19 to-date.
 - 926 (76.1%) State; 287 (31.0%) Private, 4 (0.3%) Non-Governmental Organizations.
 - 747 (61.4%) recoveries and 4 (0.3%) deaths.
- The recovery rate now stands at **84.3%**.
- All fourteen (14) regions have reported confirmed cases; Khomas and Erongo regions reported the highest with **12343 (46.9%)** and **5743 (21.8%)** respectively.
- Of the total fatalities, **188 (80%)** are COVID-19 deaths while **47 (20%)** are COVID-19 related deaths.

Table 1: Distribution of confirmed COVID-19 cases by region, 05 January 2021

Region	Total No. of cases	Active cases	Recoveries	Cumulative Deaths	Deaths in 24 hours	Cumulative deaths with co-morbidities	Non-COVID deaths	Health Workers
Erongo	5743	695	4991	56	1	52	1	132
Hardap	1099	204	887	8	1	6	0	31
//Kharas	1598	562	1023	13	1	10	0	68
Kavango East	363	120	239	4	0	2	0	36
Kavango West	15	7	7	1	0	1	0	1
Khomas	12343	865	11368	110	7	103	0	626
Kunene	582	120	458	4	0	4	0	33
Ohangwena	370	78	289	2	0	0	1	19
Omaheke	321	64	250	7	2	5	0	19
Omusati	278	76	199	3	0	2	0	17
Oshana	1488	528	948	12	1	10	0	118
Oshikoto	836	282	552	1	0	1	1	51
Otjozondjupa	1121	205	905	11	0	7	0	49
Zambezi	162	75	84	3	0	3	0	17
Total	26319	3881	22200	235	13	206	3	1217

EPIDEMIOLOGICAL SITUATION IN NAMIBIA

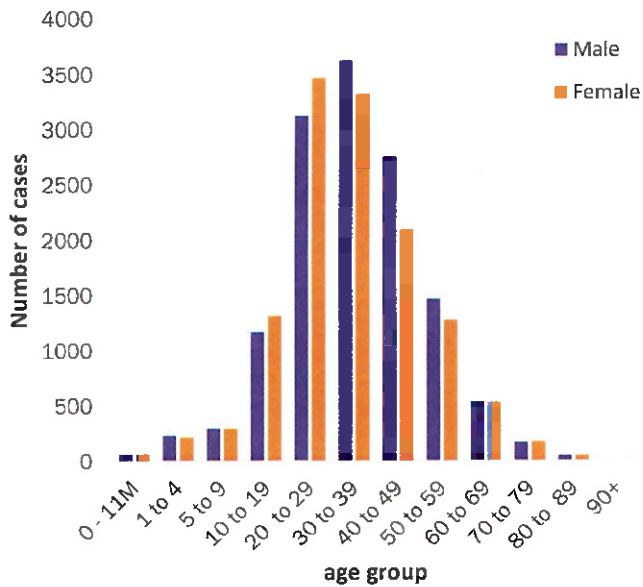


Figure 1: Age and Sex distribution of COVID-19 confirmed cases, as of 05 January 2021

- Of the total confirmed cases, **18373 (69.8%)** are in the 20-49 years age-brackets which constitutes the majority of the recorded cases.
- A total of **3085 (11.7%)** of the confirmed cases are among the 5-19 years category.
- The under 5 years age group make **578 (2.2%)** of the total cases whereas, **1539 (5.8%)** are above 60 years of age.

- Since March 2020, **25827** people have been placed into mandatory quarantine facilities around the country.
- A total of **1553** people are currently in quarantine, with **128** new admissions.

Table 2: Number of people in mandatory quarantine facilities 05 January 2021

Region	Newly quarantined 24 Hrs.	Cumulative number	Number discharged	Number in quarantine now
Erongo	0	4543	4487	56
Hardap	14	1147	1078	69
Kavango	11	927	901	26
Khomas	10	3092	3080	12
//Kharas	0	3897	3791	106
Kunene	46	2011	1617	394
Ohangwena	0	588	581	7
Omaheke	45	2204	2050	154
Omusati	2	497	488	9
Oshana	0	381	376	5
Oshikoto	0	4224	3578	646
Otjozondjupa	0	1071	1032	39
Zambezi	0	1245	1215	30
Total	128	25827	24274	1553

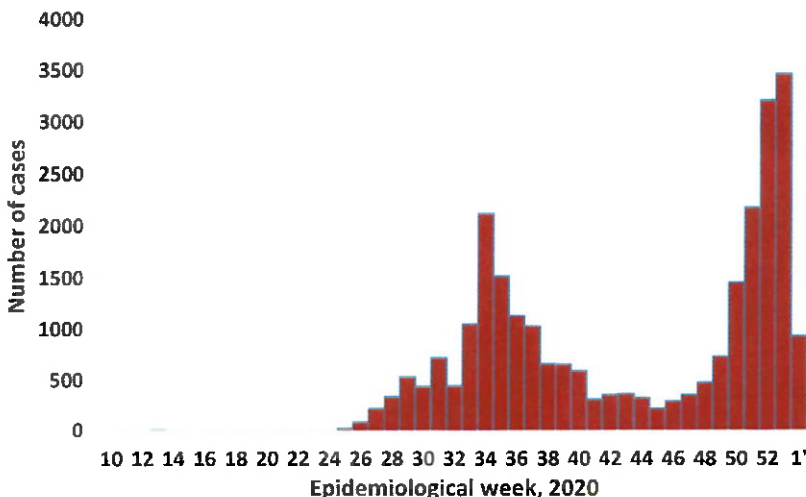


Figure 2: Epi-curve for confirmed COVID-19 cases, As of 05 January 2021

- A highest peak of **3463 (13.2%)** cases was recorded during week 53 (Figure 2).
 - The National Call center continues operation for 24 hours daily.
- Today (05/01/2021) **1073** calls were answered including **111** alerts.

VARIABLES	TOTAL
Total samples received by the Laboratory	216900
Total samples tested	207456
Total samples re-tested	9326
Total positive results	26319
Total negative results	181079
Total samples discarded	117
Invalid results	1
Total pending results	0
Indeterminant/Inconclusive	58
Suspected cases in 24 hours (excludes re-tests)	1570

- To date, **216782** tests (including **9326** re-tests) have been conducted by NIP, Path-Care, NAMDEB, UNAM, Namib Poultry and Central Veterinary laboratories.
- Since the beginning of the outbreak, **49850** contacts of confirmed cases have been identified, **596** new contacts were identified within the last 24 hours from 12 regions.
- Cumulatively, **43685** contacts have completed their monitoring period, while a total of **5802 (22.%)** contacts of confirmed cases have tested positive.
- Today, **4483 (76.8%)** out of **5911** active contacts monitored.

PUBLIC HEALTH ACTION(S)

- Public awareness on COVID-19 prevention measures is ongoing.
- The government and developmental partners continue to prioritise continuation of essential health services.

CHALLENGES

- Lack of isolation units and facilities in the regions.
- Non-adherence to COVID-19 prevention measures by the general public.

RECOMMENDATIONS

- Establish fully equipped isolation units and facilities throughout the country.
- Continue to give awareness on the importance of adhering to COVID -19 prevention measures; with the involvement of the Security Cluster.

APPROVED




INCIDENT MANAGER
 05 JANUARY 2021

For enquiries, please contact
 Namibia Public Health Emergency Operations Centre:

 PHEOC@mhss.gov.na

 0800 100 100

 0851 100 100



SECRETARIAT